

WHEATLAND CROSSING

City of Aurora, IL

Building, Zoning and Economic Development

April 24, 2024

D·R·HORTON[®]
America's Builder

Prepared: 2024.04.24





Townhomes Phase 1

74 Dwelling Units

Single Family Phase 1

56 Dwelling Units



Townhomes Phase 1

74 Dwelling Units

Single Family Phase 1

56 Dwelling Units



Townhome Neighborhoods

Plan Name	Plan #	Width	Depth	Elevations Offered	Sq. Ft.	BDR	BTH	Garage	Comments
Preston	XT12	24'-0"*	49'-7"	NA	1,601	3	2.5	2	Two-story w/ 2-car garage
Ashton	XT13	24'-0"*	54'-0"	NA	1,788	3	2.5	2	Two-story w/ 2-car garage

**On end-unit conditions, width increases to 25'-6"*



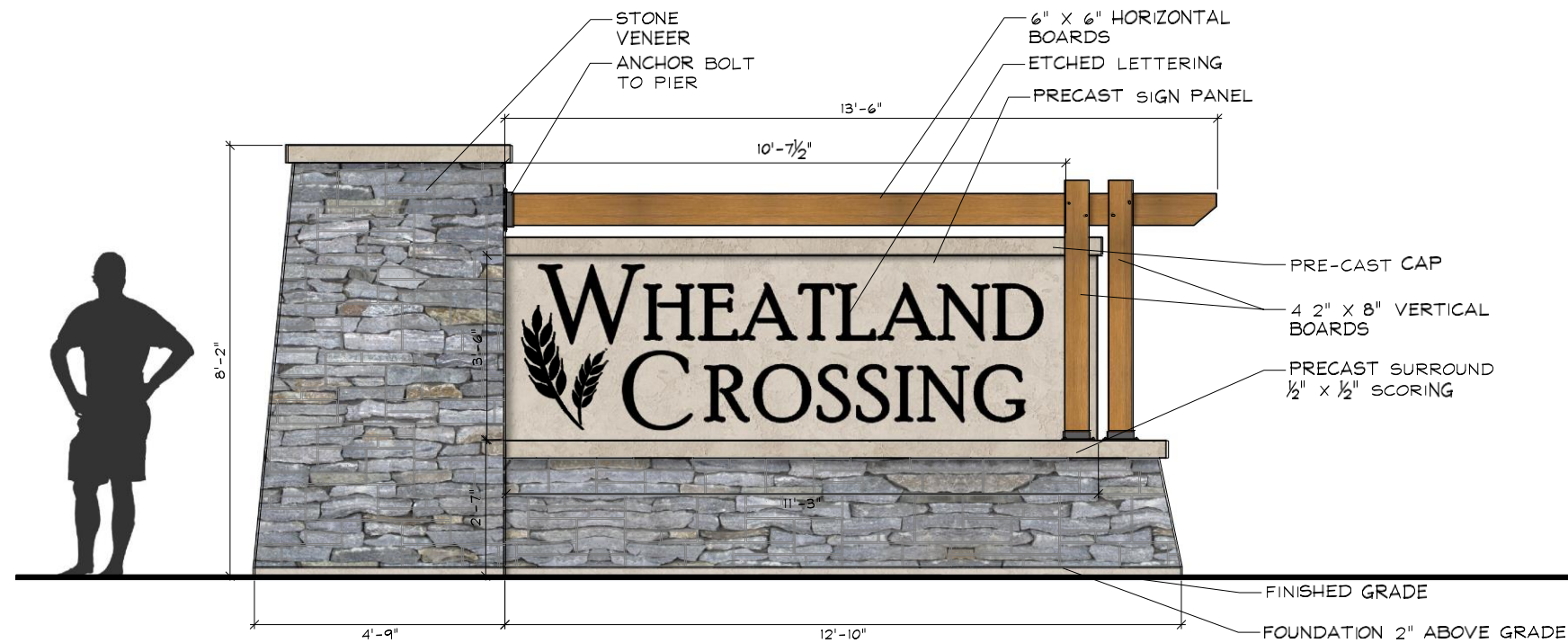
Traditional Single Family Neighborhood

Plan Name	Plan #	Width	Depth	Elevations Offered	Sq. Ft.	BDR	BTH	Garage	Comments
Chatham	X422	39'-0"	61'-0"	(3) A2 / B2 / C2	1,771	4	2.5	2 - 3	Ranch plan, 3rd car garage optional on some lots
Fairfield	X453	44'-0"	62'-0"	(4) A2 / A6 / B3 / C3	1,970	3 - 4	2	3	Ranch plan, 3rd car garage standard
Bellamy	X424	34'-0"	41'-0"	(4) A3 / A5 / B2 / C5	2,051	4	2.5	2 - 3	Two-story plan, 3rd car garage optional on most lots
Holcombe	X427	34'-0"	47'-10"	(5) E3 / F3 / H3/ J1 / K2	2,356	4	2.5	2 - 3	Two-story plan, 3rd car garage optional on most lots
Henley	X429	39'-0"	43'-0"	(4) E3 / F3 / H3 // K2	2,600	4 - 5	2.5 - 3	2 - 3	Two-story plan, 3rd car garage optional on some lots
Coventry	X451	36'-0"	48'-0"	(5) A2 / A6 / B2 / C3 / D3	2,836	4 - 5	2.5 - 3	2 - 3	Two-story plan, 3rd car garage optional on most lots
Emerson	X450	46'-0"	44'-0"	(5) A2 / B2 / C2 / C3 / D2	3,020	4 - 5	2.5 - 3	3	Two-story plan, 3rd car garage standard

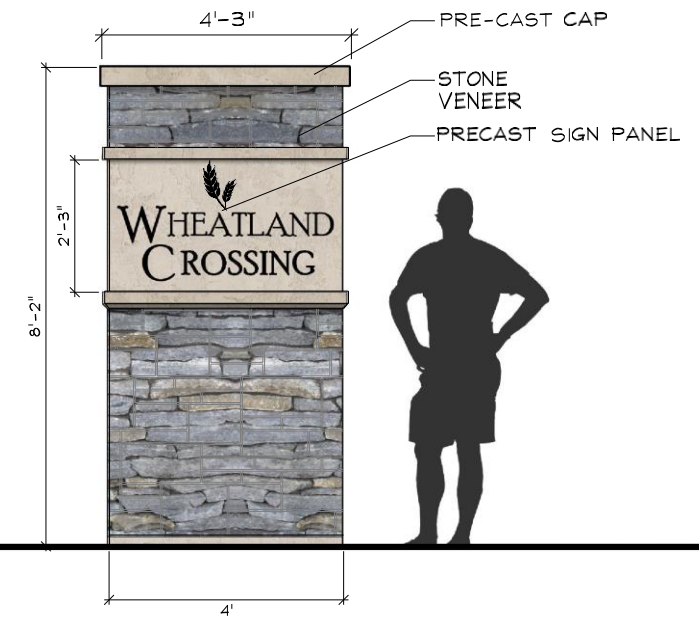
Sq. Ft. = Square Feet, BRD = Bedroom, BTH = Bathroom



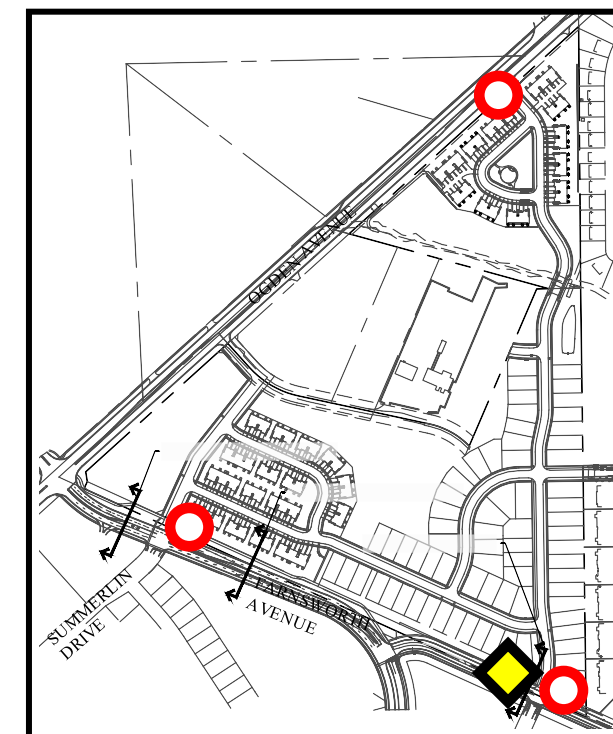




ENTRANCE MONUMENT ELEVATION



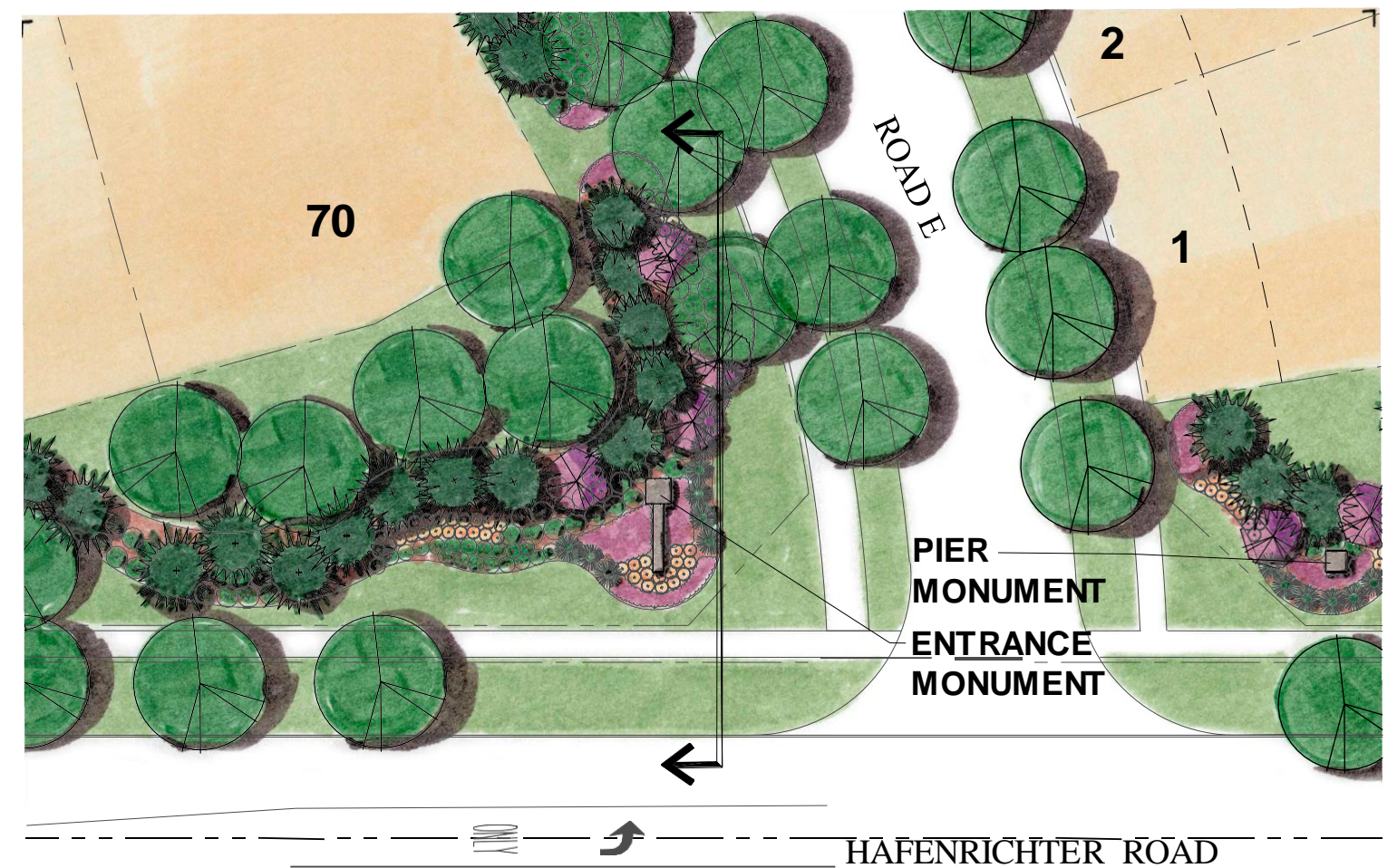
PIER MONUMENT ELEVATION



LOCATION MAP



ENTRANCE SECTION



ENTRANCE PLAN

WHEATLAND CROSSING

City of Aurora, IL

Thank you.

D·R·HORTON[®]
America's Builder

WHEATLAND CROSSING

City of Aurora, IL

D·R·HORTON®
America's Builder