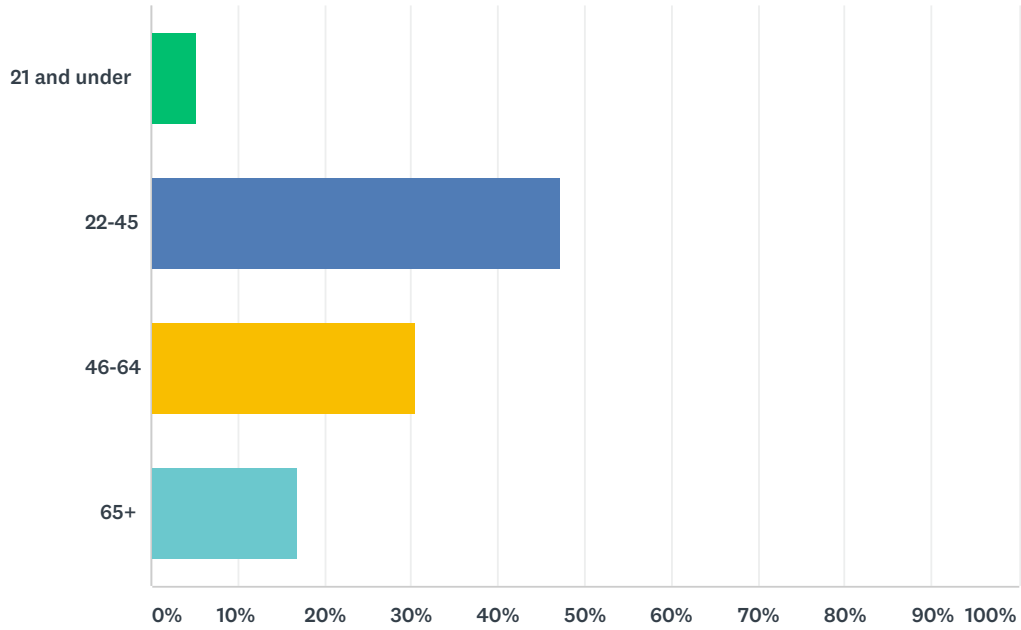


Q1 What is your zip code?

Answered: 566 Skipped: 26

Q2 What is your age?

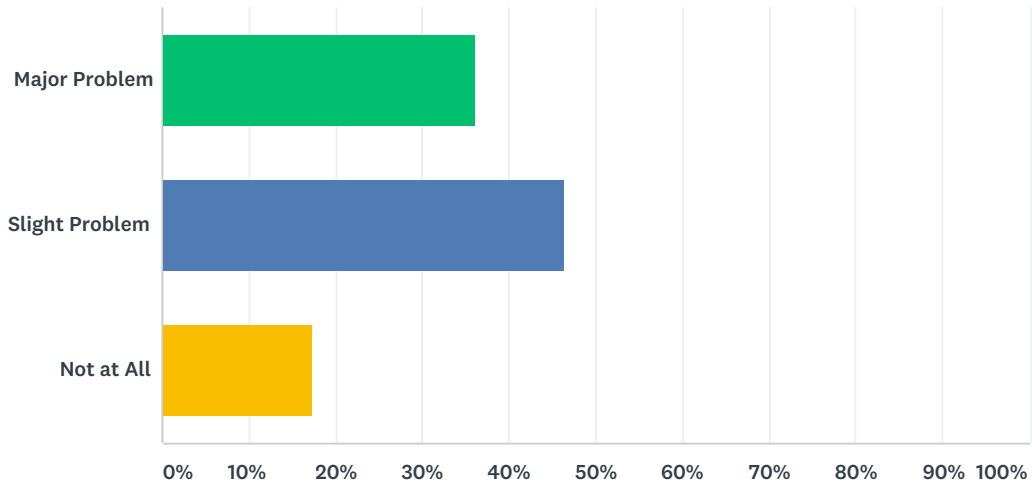
Answered: 558 Skipped: 34



ANSWER CHOICES	RESPONSES
21 and under	5.20% 29
22-45	47.31% 264
46-64	30.65% 171
65+	16.85% 94
TOTAL	558

Q3 Is youth tobacco use a problem in your community?

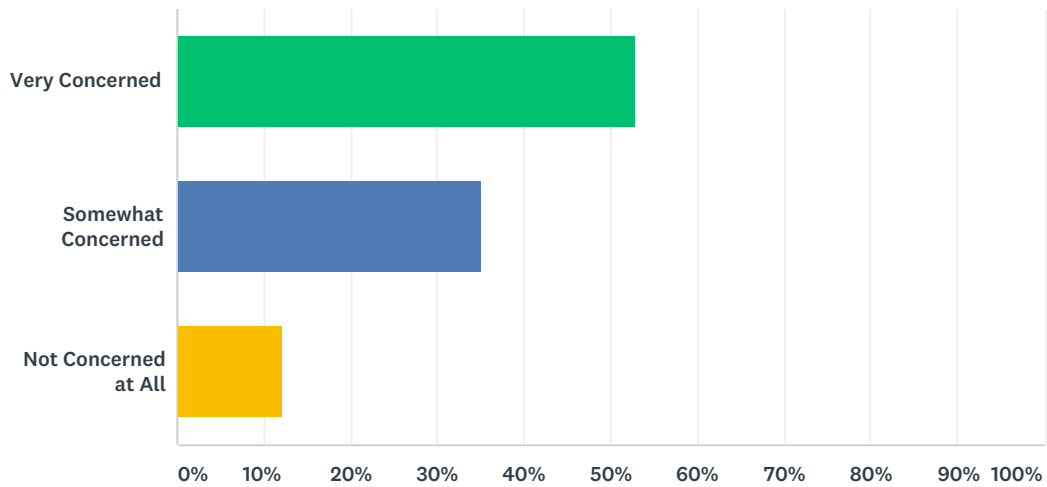
Answered: 550 Skipped: 42



ANSWER CHOICES	RESPONSES	
Major Problem	36.18%	199
Slight Problem	46.55%	256
Not at All	17.27%	95
TOTAL		550

Q4 Are you concerned about youth access to tobacco products in your community?

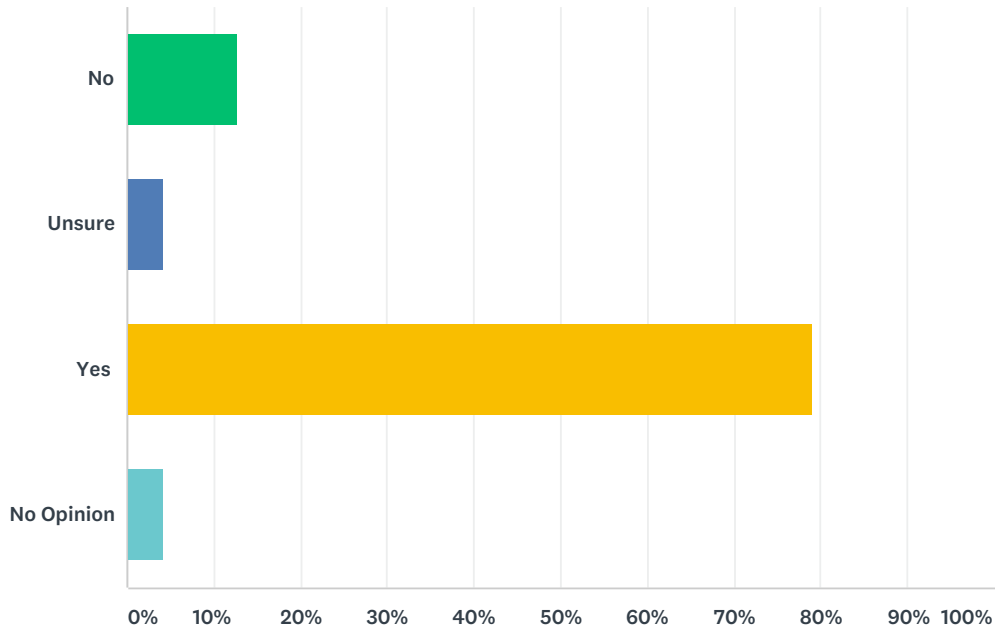
Answered: 579 Skipped: 13



ANSWER CHOICES	RESPONSES	
Very Concerned	52.85%	306
Somewhat Concerned	35.06%	203
Not Concerned at All	12.09%	70
TOTAL		579

Q5 Do you support local ordinances that raise the minimum legal sales age of tobacco products to 21 years?

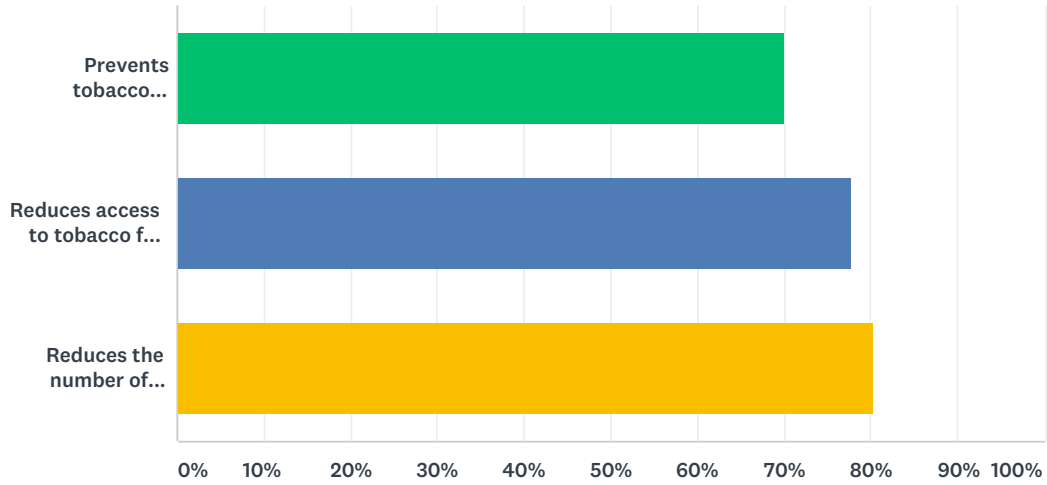
Answered: 588 Skipped: 4



ANSWER CHOICES	RESPONSES	
No	12.76%	75
Unsure	4.08%	24
Yes	79.08%	465
No Opinion	4.08%	24
TOTAL		588

Q6 If you answered yes to question 5, why? (select all that apply)

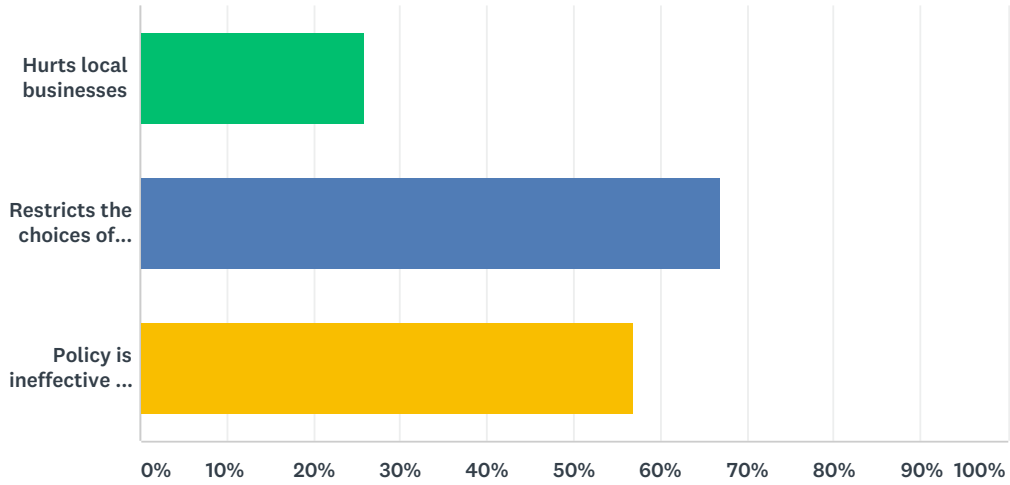
Answered: 482 Skipped: 110



ANSWER CHOICES	RESPONSES	
Prevents tobacco companies from targeting youth	70.12%	338
Reduces access to tobacco for minors (under 18)	77.80%	375
Reduces the number of individuals who start smoking which will save lives	80.29%	387
Total Respondents: 482		

Q7 If you answered no to question 5, why? (select all that apply)

Answered: 100 Skipped: 492



ANSWER CHOICES	RESPONSES	
Hurts local businesses	26.00%	26
Restricts the choices of young adults	67.00%	67
Policy is ineffective at reducing access to minors	57.00%	57
Total Respondents: 100		