



Mayor Richard C. Irvin

CITY OF AURORA, ILLINOIS

2018 Consolidated Annual Performance and Evaluation Report (CAPER)

4TH PROGRAM YEAR

January 1, 2018 - December 31, 2018

**Community Development Block Grant
HOME Investment Partnership Grant
Emergency Solutions Grant
(CDBG, HOME, and ESG)**

DRAFT

February 2019

Prepared for the U.S. Department of Housing and Urban Development

By: Division of Neighborhood Redevelopment • 44 E. Downer Place • Aurora, IL 60505
(630) 256- 3320 • FAX (630) 256-3329 • www.aurora-il.org

This page left intentionally blank.



City of Aurora

2018 CAPER (4th Program Year)

Table of Contents

Executive Summary	1
CR-05 - Goals and Outcomes	3
CR-10 - Racial and Ethnic composition of families assisted	10
CR-15 - Resources and Investments 91.520(a)	11
CR-20 - Affordable Housing 91.520(b)	17
CR-25 - Homeless and Other Special Needs 91.220(d, e); 91.320(d, e); 91.520(c)	19
CR-30 - Public Housing 91.220(h); 91.320(j)	22
CR-35 - Other Actions 91.220(j)-(k); 91.320(i)-(j)	23
CR-40 - Monitoring 91.220 and 91.230	28
CR-40 - Citizen Participation Plan 91.105(d); 91.115(d)	30
CR-45 - CDBG 91.520(c)	32
CR-50 - HOME 91.520(d)	33
CR-60 - ESG 91.520(g)	35
CR-65 - Persons Assisted	37
CR-70- ESG 91.520(g) - Assistance Provided and Outcomes	40
CR-75- Expenditures	41
Appendices	43
Appendix A PR-03 – CDBG Activity Summary Report	44
Appendix B PR-06 – Summary of Consolidated Plan Projects	72
Appendix C PR-22 – Status of HOME Activities	74
Appendix D PR-26 – CDBG Financial Summary Report	76
Appendix E PR-33 – HOME Matching Liability Report	114
Appendix F PR-91 - ESG Financial Summary	116

This page left intentionally blank.



City of Aurora 4th Program Year CAPER (2018)

The Consolidated Annual Performance and Evaluation Report includes Narrative Responses to CAPER questions that CDBG, HOME, , and ESG grantees must respond to each year in order to be compliant with the Consolidated Planning Regulations.

Executive Summary

The City of Aurora receives funding on an annual basis from the U.S. Department of Housing and Urban Development (HUD). In general, these funds are used to address the affordable housing, community development, and homeless needs within Aurora. **The purpose of this Consolidated Annual Performance and Evaluation Report (CAPER) is to report on the use of these and other funds during the 2018 Program Year, starting January 1, 2018 and ending December 31, 2018 and to evaluate the City's overall progress in addressing its community's needs.**

This CAPER is part of an overall process known as the Consolidated Planning Process. Every five years the City of Aurora publishes a Consolidated Plan, which consists of a needs assessment and long-term strategies to meet these needs. This five-year plan specifies how the City will utilize its funding sources to meet the community's most pressing needs.

The current Consolidated Plan took effect on January 1, 2015 and expires on December 31, 2019. At the beginning of each year in the Consolidated Plan, the City publishes an Annual Action Plan that specifies how the City will meet the community's needs over the course of that year. At the end of each year, the City generates the CAPER to report on what work was accomplished and how funds were used to address priority needs. This document is organized to clearly respond to the reporting requirements established by HUD.

The information in the report contains a summary of the Five-Year Consolidated Plan and how the activities undertaken during the 2018 program year addressed the objectives included in the Consolidated Plan. The full version of the City's 2015-2019 Consolidated Plan can be obtained from the City's Division of Neighborhood Redevelopment Division or found on the City's website, www.aurora-il.org.

The Housing and Community Development Objectives cover a broad range of possible activities, all undertaken to develop viable urban communities by providing decent housing, a suitable living environment, and expanding economic opportunities for low and moderate-income (LMI) persons. The City's LMI census tract areas are depicted in Figure 1. Further, through the City's Neighborhood Revitalization Strategy Area (NRSA), the City has established objectives specific to that targeted area of the City, as shown in Figure 2:

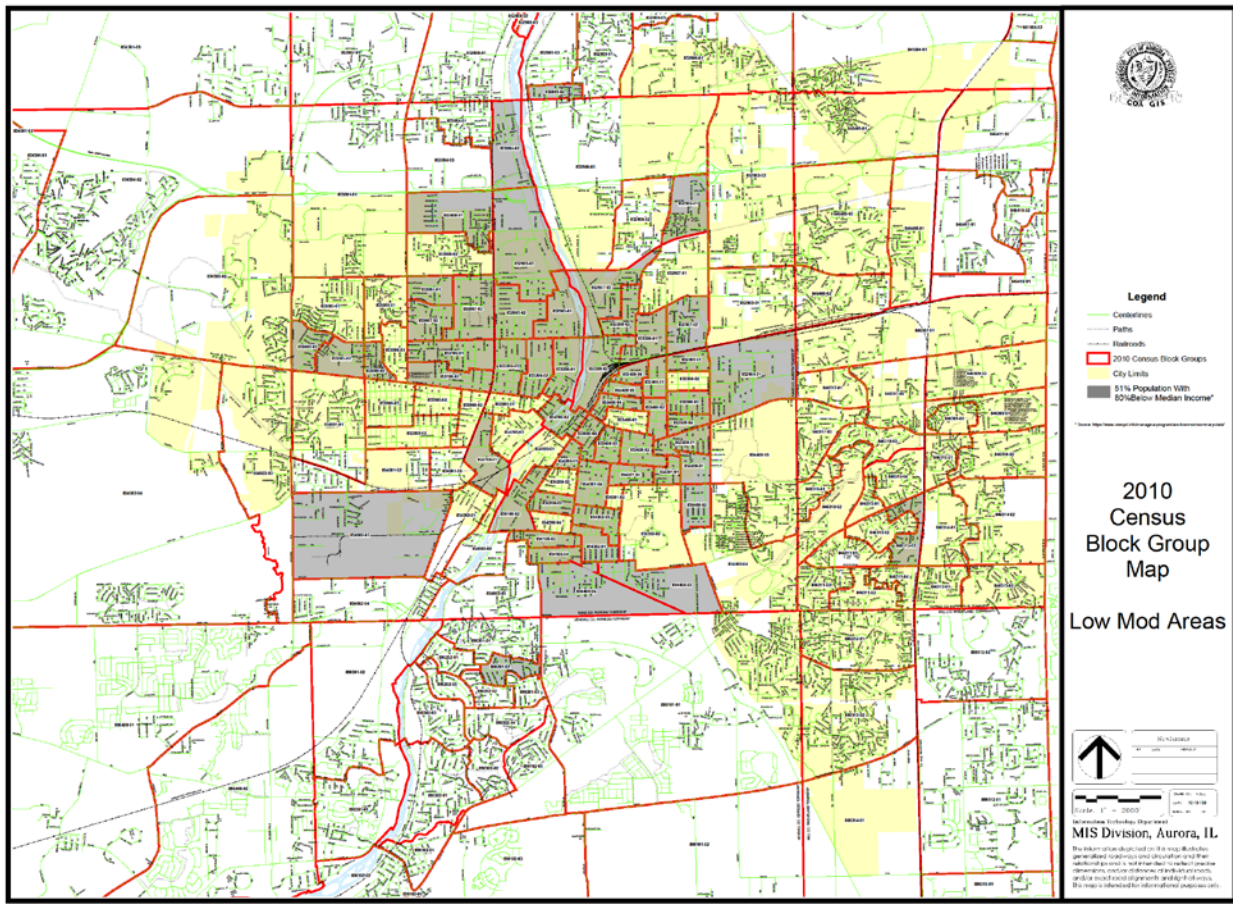


Figure 1: City of Aurora LMI Areas

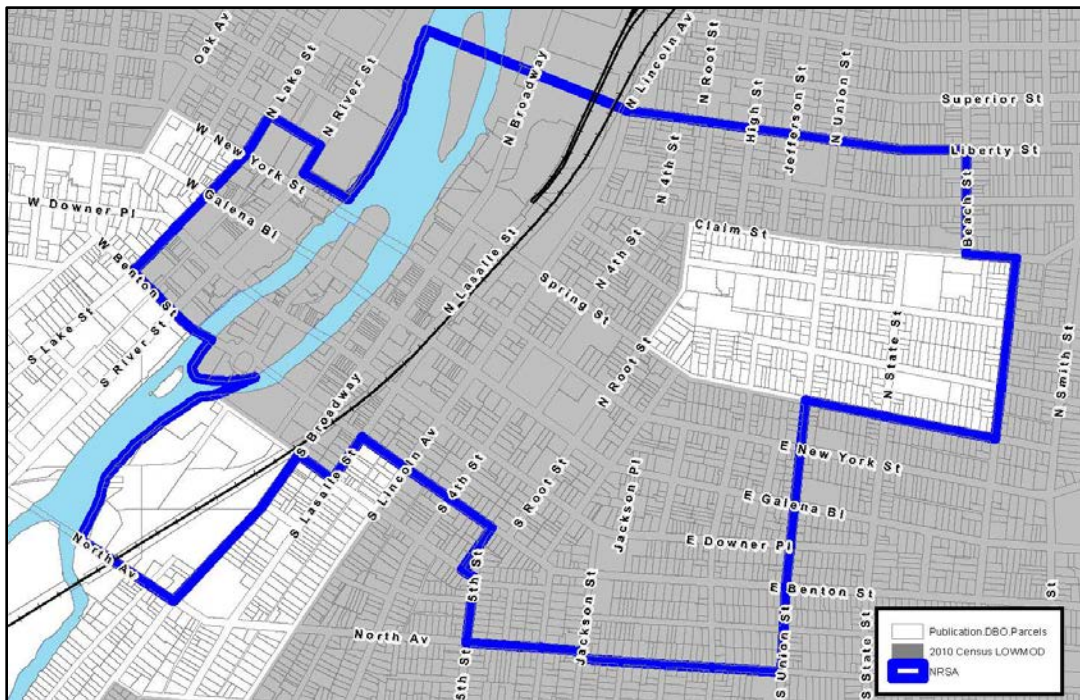


Figure 2: City of Aurora Neighborhood Revitalization Strategy Areas

CR-05 - Goals and Outcomes

Progress the jurisdiction has made in carrying out its strategic plan and its action plan. 91.520(a)

The City of Aurora receives funding on an annual basis from the U.S. Department of Housing and Urban Development (HUD). In general, these funds are used to address the affordable housing, community development, and homeless needs within Aurora. The purpose of this Consolidated Annual Performance and Evaluation Report (CAPER) is to report on the use of these and other funds during the 2018 Program Year, starting January 1, 2018 and ending December 31, 2018 and to evaluate the City's overall progress in addressing its community's needs.

This CAPER is part of an overall process known as the Consolidated Planning Process. Every five years the City of Aurora publishes a Consolidated Plan, which consists of a needs assessment and long-term strategies to meet these needs. This five-year plan specifies how the City will utilize its HUD funding sources to meet the community's most pressing needs. The City's HUD funding sources are granted through the following programs: Community Development Block Grant Program (CDBG), HOME Investment Partnership Program (HOME), and Emergency Solutions Grant Program (ESG).

The current Consolidated Plan took effect on January 1, 2015 and will expire on December 31, 2019. At the beginning of each year in the Consolidated Plan, the City publishes an Annual Action Plan that specifies how the City will meet the community's needs over the course of that year. At the end of each year, the City generates this document, the CAPER, to report on what work was accomplished and how funds were used to address priority needs. The CAPER is submitted each year to HUD for review and approval. This document is organized as per HUD's Integrated Disbursement Information System (IDIS) e-ConPlanning Suite Reporting System format.

During the 2018 Program Year, the City also undertook four substantial amendments which impacted the City's 2014, 2015, 2016, 2017, and 2018 Annual Action Plans. The amendments resulted in the reprogramming of prior and current year CDBG, HOME, and ESG funds. The Substantial Amendments allowed CDBG applicants to access funding more quickly which also assisted the City in meeting its CDBG timeliness goals. The Substantial Amendments also resulted in the preservation of affordable rental housing through HOME as well as the opportunity to further meet the City's homelessness prevention through the allocation of ESG funds. Regarding ESG, as a new recipient, the City is developing its ESG Program. As a result of the City's delayed receipt of HUD's funding approval, the City was unable to move forward with allocating its 2018 ESG funds and related program development. Consequently, the CAPER's ESG sections: CR-60, CR-65, CR-70, and CR-75 are incomplete.

In 2017, HUD approved a \$3 Million Section 108 Loan for an economic development project known as the Aurora Arts Centre Development project and much of the project's construction took place during 2018. (The estimated \$34M Aurora Arts Centre Development project will result in the creation of a restaurant, performing arts school, and preservation/creation of an affordable 76-unit rental housing development). The Section 108 commercial project's anticipated completion date is Spring 2019 and is expected to create at least 60 full-time equivalent (FTE) restaurant jobs. In addition to the Section 108 funds, the City also committed an additional \$700,000 CDBG funds to the project's commercial rehabilitation effort. The CDBG project will result in 14 FTE School of the Performing Arts jobs. Once completed, the project will result in the construction of a restaurant as well as a School of the Performing Arts (in partnership with

the Aurora Civic Center Authority and Paramount Theater). The City committed an additional \$600,000 in HOME funds to the project's affordable rental housing development in 2018.

Table 1 reflects the expected and actual numbers are based upon numbers anticipated at the beginning of the 2018, and the final numbers based upon the completion of prior year carryover projects, 2018 substantial amendment projects, and completed 2018 CDBG public service projects. Of note, the City did fund one project under the Public Services/Employment Training Goal during 2018; however, the subrecipient subsequently withdrew from the program before any activity took place. The goals that have not been met are due to the City's delayed receipt of its HUD funds, unforeseen lower activity numbers, and a lack of eligible activities (HOME direct and CHDO projects).

Comparison of the proposed versus actual outcomes for each outcome measure submitted with the consolidated plan and explain, if applicable, why progress was not made toward meeting goals and objectives. 91.520(g)

Categories, priority levels, funding sources and amounts, outcomes/objectives, goal outcome indicators, units of measure, targets, actual outcomes/outputs, and percentage completed for each of the grantee's program year goals.

The City's 2018 Program Year was unique in that as of the date of this CAPER report (February 22, 2019), the City is awaiting HUD's fully executed 2018 funding agreement which will release the City's 2018 CDBG, HOME and ESG funds. The City's non-receipt of 2018 HUD funds during the program year created a negative impact in its ability to realize its anticipated outcomes. However, as permitted by HUD's pre-award costs regulation (24 CFR Part 570), the City front-funded its 2018 CDBG public service activities so as to minimize any interruption to the impacted agencies' operations and services. The City will receive reimbursement from HUD once it receives its 2018 funding approval agreements. Following this, funds will be committed in IDIS to the 2018 public services activities. For the time being, however, only the 2018 public services data is reported. Because the City did not fund its 2018 capital projects (housing and infrastructure), the reported numbers relate solely to the City's 2018 public service activities as well as carryover project activities from prior program years (e.g. 2017 housing activities). Also unique to the City's 2018 Program Year was the City's first-time receipt of ESG funds.

Goal	Category	Source / Amount	Indicator	Unit of Measure	Expected – Strategic Plan	Actual – Strategic Plan (2015-2017)	Percent Complete	Expected – Program Year	Actual – Program Year	Percent Complete
CHDO Operating Costs	Affordable Housing	HOME: \$	Rental units rehabilitated	Household Housing Unit	40	0	0%	4	0	0%
Economic Development/Micro-Business Expansion	Non-Housing Community Development	CDBG: \$	Jobs created/retained	Jobs	46	0	0%	5	0	0%
Economic Development/Micro-Businesses	Non-Housing Community Development	CDBG: \$	Businesses assisted	Businesses Assisted	140	1	0%	10	0	0%
Economic Development/Small Businesses	Non-Housing Community Development	CDBG: \$	Jobs created/retained	Jobs	33	3	0%	74	3	4%
Homelessness Prevention (ESG)	Homeless	ESG: \$	Other	Other	0	0	0%	201,110	0	0%
Housing/Improve/Sustain Existing Housing Supply	Affordable Housing	CDBG: \$	Homeowner Housing Rehabilitated	Household Housing Unit	128	103	80%	55	24	44%
Housing/Increase Homeownership	Affordable Housing	CDBG: \$	Direct Financial Assistance to Homebuyers	Households Assisted	0	21	210%	10	15	150%
Housing/Rental	Affordable Housing	HOME: \$	Rental units rehabilitated	Household Housing Unit	80	20	25%	16	0	0%

City of Aurora, IL – DRAFT 2018 CAPER (2015-2019 Consolidated Plan – Year 4)

Neighborhood Revitalization/Improvements	Non-Housing Community Development	CDBG: \$	Public Facility or Infrastructure Activities other than Low/Moderate Income Housing Benefit	Persons Assisted	12,000	4,610	38%	1,000	0	0%
Public Facilities	Non-Housing Community Development	CDBG: \$	Public Facility or Infrastructure Activities other than Low/Moderate Income Housing Benefit	Persons Assisted	12,000	6,819	73%	751	11,273	1501%
Public Services/Elderly/Special Needs	Non-Homeless Special Needs Non-Housing Community Development	CDBG: \$	Public service activities other than Low/Moderate Income Housing Benefit	Persons Assisted	500	16,422	940%	5,175	5,202	101%
Public Services/Employment Training	Non-Housing Community Development	CDBG: \$	Public service activities other than Low/Moderate Income Housing Benefit	Persons Assisted	3,000	1,938	65%	0	0	0%
Public Services/Homelessness	Homeless	CDBG: \$	Homelessness Prevention	Persons Assisted	3000	1,938	65%	876	956	109%

City of Aurora, IL – DRAFT 2018 CAPER (2015-2019 Consolidated Plan – Year 4)

Public Services/Youth	Non-Housing Community Development	CDBG: \$	Public service activities other than Low/Moderate Income Housing Benefit	Persons Assisted	1750	3,622	121%	5,602	429	8%
-----------------------	---	----------	---	---------------------	------	-------	------	-------	-----	----

Table 1 - Accomplishments – Program Year & Strategic Plan to Date

Assess how the jurisdiction's use of funds, particularly CDBG, addresses the priorities and specific objectives identified in the plan, giving special attention to the highest priority activities identified.

During the 2018 Program Year, the City's CDBG resources totaled \$ 1,942,985) which included its \$1,641,583 2018 allocation together with unexpended prior program year funds. In preparing for the City's 2018 Annual Action Plan, the City based its recommendations as per 90% of its 2017 allocation (\$1,513,919) and anticipated it would receive a total amount of \$1,362,527 in CDBG funds and \$467,620 in HOME funds. In May 2018, the City was notified of its 2018 allocation which included increases to its CDBG and HOME allocations as well as a first-time ESG allocation in the amount of \$136,287. Following HUD's notification and prior to submitting its 2018 AAP, the City undertook three substantial amendments, all of which resulted in allocating the actual CDBG, HOME, and ESG funds.

Due to the delay in the City's formal release of funds from HUD, the City was unable to expend its 2018 housing and capital improvement funds which totaled \$695,000. The unexpended 2018 capital funds will be reported in the City's 2019 CAPER.

This impacted the City's ability to fully meet its anticipated 2018 CDBG performance goals during PY 2018 (1/1 - 12/31). Through four substantial amendments which included the City's anticipated 2018 allocations together with its reprogrammed unexpended or unallocated prior and current year funds, the City allocated \$1,614,669 to direct project activities and an additional \$328,316 to program administration.

The City's 2018 funded projects were selected based upon proposed activity's HUD eligibility, ability to meet a Consolidated Plan Goal, agency's capacity, agency's leveraged resources, project readiness, project's demonstrated need, and location within the City's Neighborhood Revitalization Strategy Area (NRSA). As a competitive funding program, CDBG awarded amounts vary from one program year to another due to the demand/need or lack thereof under a particular goal and objective.

A brief description of the City's selected 2018 high priority projects/activities are as follows:

Housing: The City allocated a total of \$446,285 to this goal. The City allocated CDBG funds for housing rehabilitation and homeownership assistance. \$133,179 was allocated towards housing rehabilitation projects for disabled and senior citizen populations. The City allocated an additional \$93,720 to homeownership activities, which included \$70,000 for first-time homeowner down payment assistance (up to \$5,000 forgivable loan program) and a \$23,720 increase to a pending 2017 homeownership rehabilitation activity. Due to the delayed receipt the City's 2018 CDBG funds, the project timelines have been adjusted to commence in 2019.

Regarding the City's rental housing goals, the City allocated portions of its unexpended 2015 and 2016 HOME funds to the Aurora Arts Centre Residential project for a total amount of \$600,000. The funding was used to preserve 38 affordable rental housing units and to create 38 affordable rental housing units.

The HOME funds were used to rehabilitate 38 units (12 HOME units) of the overall 76-unit housing development during the City's 2018 Program Year.

Public Services: The City met this goal by allocating funds to agencies who serviced low to moderate income and identified at-risk populations, including seniors, homeless, youth, and battered and abused spouses. Programs also included funding for subsidized childcare. The City allocated a total of \$184,379 to project goals in this category.

Public Facility: The City allocated a total of \$476,571 to this goal. The City allocated funds for public facility improvements at a domestic violence shelter and a homeless shelter.

Economic Development: The City allocated a total of \$150,000 to this goal with the understanding the specific projects would be selected at a future date.

Neighborhood Revitalization: The City allocated \$400,000 to a road resurfacing project within the City's LMI census tract areas and \$50,000 to a pilot lead hazard reduction program for LMI residents.

Administration: The City followed HUD's program administration regulatory funding thresholds and allocated 20% (\$328,316), 10% (\$75,055), and 7.5% (\$10,221) of its 2018 CDBG, HOME, and ESG allocations, respectively, to assist in the City's management of the programs.

CR-10 - Racial and Ethnic composition of families assisted

Describe the families assisted (including the racial and ethnic status of families assisted). 91.520(a)

Race and Ethnicity	CDBG	HOME	ESG
White	13,569	0	0
Black/African American	3,125	0	0
Asian	392	0	0
American Indian/Alaskan Native	57	0	0
Native Hawaiian/Other Pacific Islander	80	0	0
American Indian/Alaska Native AND White	7	0	0
Asian AND White	29	0	0
Black/African American AND White	114	0	0
American Indian/Alaska Native AND Black/African American	5	0	0
Balance of individuals reporting more than one race/other combinations	544	0	0
Total	17,922	0	0
Hispanic	8,528	0	0
Not Hispanic	9,394	0	0

Table 2 – Table of assistance to racial and ethnic populations by source of funds

Narrative

The above CDBG Racial and Ethnic Data, at the time of this report, reflects the combined total of individuals (17,833) and households (39). The numbers do not include the City’s area benefit demographic data as the reporting under this activity is based upon an area’s overall LMI income and individual residential race and ethnic data is not collected.

The City’s HOME and ESG data is not available as the City’s HOME funded project is nearing completion and not fully occupied, and the ESG program’s development is not underway. The City’s 2019 CAPER will report on this data. Additionally, although the City did not receive its HOME funds during the 2018 program year, the NRD has been actively working with its Economic Development Division to identify potential affordable housing development opportunities. The City continued to work with its two CHDO partners to seek out possible housing projects and began conversations with another non-profit to seek out the potential for CHDO certification/future CHDO project eligibility.

Although the City did not receive its 2018 ESG funding approval agreement during its program year, the City is prepared to move forward with a consultant as soon as it receives the agreement. Once the City receives HUD’s fully executed agreement, the City anticipates a 3-6 month period for the development and implementation (which includes the Citizen Participation Process for awarding ESG funds) of its ESG program. Ideally, and pending receipt of its ESG agreement, the City’s goal is to open its ESG funding cycle before September 2019.

CR-15 - Resources and Investments 91.520(a)

Identify the resources made available

Source of Funds	Source	Resources Made Available	Amount Expended During Program Year
CDBG	CDBG	1,942,985	1,478,331.38
HOME	HOME	1,218,375.75	600,000
ESG	ESG	136,287	0

Table 3 - Resources Made Available

Narrative

CDBG:

The CDBG figure is inclusive of unexpended prior year CDBG funds together with the City’s 2018 allocation as noted in the City’s 2018 Annual Action Plan. The actual resources made available at the end of the Program Year are detailed in Appendix D, “PR 26 – CDBG Financial Summary Report”. The City was unable to spend on its 2018 housing and capital projects due to its delayed HUD Funding Approval Agreement. The City front-funded the public service and CDBG program administration activities and will be reimbursed upon receipt of HUD’s 2018 Funding Approval Agreement.

Of note, the City has not drawn on its 2018 public services or administration costs. Three of the City’s public service activities did not fully expend their allocated funds. The aforementioned numbers reflect the City’s 2018 Annual Action Plan and substantial amendment numbers. The City’s 2018 AAP expenditures are not noted in the report as the City was unable to draw on the funds. A full report reflecting the City’s overall prior year program fund expenditures for projects that were committed prior to the City’s 2018 Annual Action Plan submittal (October 19, 2018) can be found in Appendix D, PR-26 CDBG Financial Summary.

HOME:

Similar to the CDBG funds, the HOME figure is inclusive of unexpended prior year funds. It should be noted that the “Amount Expended During the Program Year” does not include the City’s 2018 allocation’s program administration expenditures (\$22,766.75). This expenditure will be reported in the City’s 2019 CAPER as the City was unable to draw on this funding. The amount expended relates to the City’s HOME allocation to the Aurora Arts Centre residential development (funded via 2015 and 2016 Program Year funds).

ESG:

2018 marked the first time for the City’s receipt of ESG funds. The City will not draw upon its ESG program administration and project funds until it receives its ESG Funding Approval Agreement.

Identify the geographic distribution and location of investments

Target Area	Planned Percentage of Allocation	Actual Percentage of Allocation	Narrative Description
City of Aurora	76	76	Non-targeted for Low-Mod Individual Benefit and Administration
Low-Mod Census Tracts	24	24	Street Resurfacing Project
Neighborhood Revitalization Strategy Area (NRSA)	0	0	Please see below narrative.

Table 4 – Identify the geographic distribution and location of investments

Narrative

The City's HUD funds are allocated to activities that serve LMI populations within the municipal limits the geographic distribution reflected in Table 4 is specific to the City's 2018 HUD allocation. Regarding the NRSA, aside from the Aurora Arts Centre Development's location within the NRSA, the City did not fund any specifically targeted NRSA projects. Each year, however, in tracking the addresses of HUD funded clients to confirm City residency, the City also tracks the NRSA location. During 2018, 3,752 individual clients and 8 households reported NRSA identified addresses.

Leveraging

Explain how federal funds leveraged additional resources (private, state and local funds), including a description of how matching requirements were satisfied, as well as how any publicly owned land or property located within the jurisdiction that were used to address the needs identified in the plan.

City of Aurora, General Fund

Funds expended for the City's share of the Kane County Continuum of Care consulting activities: \$12,150.

General funds in the amount of \$16,106.50 were also used to support the City's partnership with Hesed House's Rapid Rehousing Case Manager position.

City of Aurora, Gaming Tax Revenue

Through its Gaming Tax Revenue funded Quality of Life Grant Program, the City awarded over \$800,000 to non-profit organizations that serve Aurora residents. Eligible applicants were those who provide services related to childcare, youth, education, job training, homelessness, elderly, disabled, and veterans. The City's 2018 grant recipients included food pantries, homelessness prevention programs, youth services providers, education foundations, senior services providers, and educational/school organizations. Given the competitive nature funding limitations of the Quality of Life and CDBG public service funds, aside from a few exceptions, grant recipients generally do not receive funds from both funding sources in a program year.

The City's CDBG subrecipients are expected to leverage additional resources for their CDBG funded activities. During 2018, the City's 2018 CDBG subrecipients (public services and projects which received funds via Substantial Amendments with completed projects) leveraged a combined total of \$3,084,678 of other federal/state/local/private funds separate from the CDBG dollars.

The City is an active member of the Kane County Continuum of Care, which receives funding through the McKinney-Vento Homeless Assistance Act's CoC Grant Program. Aurora's Hesed House received funding through this program for its Light House Permanent Supportive Housing Projects. Through the Continuum, Hesed also received ESG funds through the State. Funds were used to support Hesed's rapid rehousing activities and emergency shelter activities. As an entitlement ESG recipient, the City will work with the Continuum to continue to ensure the consistency of the Continuum's goals with its own.

HUD’s HOME Program requires a 25 percent match for all HOME funds. HUD’s match requirements are passed onto the City’s program partners. The matching resources that were contributed in the most recent Federal Fiscal Year (October 1, 2018 through September 30, 2018) was “0”. The City continues to have coverage of several years' worth of match liability. During 2018, the City’s Match requirement history was reviewed. Records were corrected to show a surplus of \$1,648,162, rather than \$6,075,294.61 as was reported in the City’s 2017 CAPER. The City did not commit any 2017 or 2018 funds during the 2018 Program year.

1. Excess match from prior Federal fiscal year	\$1,648,162
2. Match contributed during current Federal fiscal year	0
3. Total match available for current Federal fiscal year (Line 1 plus Line 2)	\$1,648,162
4. Match liability for current Federal fiscal year	0
5. Excess match carried over to next Federal fiscal year (Line 3 minus Line 4)	\$1,648,162

Table 5 – Fiscal Year Summary - HOME Match Report

HOME MBE/WBE report

Program Income – Enter the program amounts for the reporting period				
Balance on hand at beginning of reporting period	Amount received during reporting period	Total amount expended during reporting period	Amount expended for TBRA	Balance on hand at end of reporting period
\$	\$	\$	\$	\$
0	0	0	0	0

Table 6 – Program Income

Minority Business Enterprises and Women Business Enterprises – Indicate the number and dollar value of contracts for HOME projects completed during the reporting period						
	Total	Minority Business Enterprises				White Non-Hispanic
		Alaskan Native or American Indian	Asian or Pacific Islander	Black Non-Hispanic	Hispanic	
Contracts						
Number	1	0	0	0	0	1
Dollar Amount	\$13,800,808	0	0	0	0	1
Sub-Contracts						
Number	6	0	0	0	0	6
Dollar Amount	\$11,460,534	0	0	0	0	6
	Total	Women Business Enterprises	Male			
Contracts						
Number	6	0	6			
Dollar Amount	\$11,460,534	0	6			
Sub-Contracts						
Number	6	0	6			
Dollar Amount	\$11,460,534	0	6			

Table 7 - Minority Business and Women Business Enterprises

Minority Owners of Rental Property – Indicate the number of HOME assisted rental property owners and the total amount of HOME funds in these rental properties assisted						
	Total	Minority Property Owners				White Non-Hispanic
		Alaskan Native or American Indian	Asian or Pacific Islander	Black Non-Hispanic	Hispanic	
Number	1	0	0	0	0	1
Dollar Amount	\$600,000	0	0	0	0	1

Table 8 – Minority Owners of Rental Property

Relocation and Real Property Acquisition – Indicate the number of persons displaced, the cost of relocation payments, the number of parcels acquired, and the cost of acquisition						
Parcels Acquired		0		0		
Businesses Displaced		0		0		
Nonprofit Organizations Displaced		0		0		
Households Temporarily Relocated, not Displaced		28		\$200,527.36		<i>Only 2 households were moved off-site; the 26 other tenants opted for a stipend and moved in with friends or family members during the renovation.</i>
Households Displaced	Total	Minority Property Enterprises				White Non-Hispanic
		Alaskan Native or American Indian	Asian or Pacific Islander	Black Non-Hispanic	Hispanic	
Number	0	0	0	0	0	0
Cost	0	0	0	0	0	0

Table 9 – Relocation and Real Property Acquisition

CR-20 - Affordable Housing 91.520(b)

Evaluation of the jurisdiction's progress in providing affordable housing, including the number and types of families served, the number of extremely low-income, low-income, moderate-income, and middle-income persons served.

	One-Year Goal	Actual
Number of Homeless households to be provided affordable housing units	0	0
Number of Non-Homeless households to be provided affordable housing units	16	24
Number of Special-Needs households to be provided affordable housing units	59	0
Total	75	24

Table 10 – Number of Households

	One-Year Goal	Actual
Number of households supported through Rental Assistance	0	0
Number of households supported through The Production of New Units	16	0
Number of households supported through Rehab of Existing Units	59	24
Number of households supported through Acquisition of Existing Units	0	0
Total	75	24

Table 11 – Number of Households Supported

Discuss the difference between goals and outcomes and problems encountered in meeting these goals.

Although the City did not meet its 2017 housing goals, it is still anticipated that its housing goals will be achieved by the end of its 2015-2019 Consolidated Plan timeline. Unfortunately, unexpected delayed starts to program years as well as NRD staff capacity needs have impacted the City's achievement of these goals. With the completion of its HOME funded affordable rental housing development as well as multi-year down payment assistance and housing rehabilitation programs, it is expected the City will meet its Housing Goals in 2018.

Discuss how these outcomes will impact future annual action plans.

The above numbers reflect carry over activities from 2017 rehabilitation, 2017 down payment assistance, and 2018 HOME (PY 15 and 16 funds) rental housing activities. The City's 2019 CAPER will include carryover 2017 open activity numbers and 2018 numbers.

City of Aurora, IL – DRAFT 2018 CAPER (2015-2019 Consolidated Plan – Year 4)

The HOME funded production of units reflects the completed rehabilitation of 38 of the Aurora Arts Centre Residential Project’s overall 76 residential rental housing development. The overall project’s residential certificate of occupancy is expected in 2019. These final numbers will be reported in the City’s 2019 CAPER.

Include the number of extremely low-income, low-income, and moderate-income persons served by each activity where information on income by family size is required to determine the eligibility of the activity.

Number of Households Served	CDBG Actual	HOME Actual
Extremely Low-income	6	0
Low-income	11	0
Moderate-income	23	0
Total	39	0

Table 12 – Number of Households Served

Narrative Information

The information provided in the above table is a result of housing rehabilitation and down payment assistance programs that the City funds through CDBG. Historically, the City’s housing rehabilitation partners have been The Joseph Corporation nka The Neighbor Project and Rebuilding Together Aurora. In 2018, however, only Rebuilding Together Aurora applied for and received funds. The Joseph Corporation did not apply for funds due to an extended contract with the City which is set to expire in November 2019. During 2018, The Joseph Corporation merged with local home-ownership assistance non-profit organization Emmanuel House and the merged organization was renamed, “The Neighbor Project.”

The housing rehabilitation programs focus upon safety improvements for LMI owner-occupied homes. Rebuilding Together Aurora’s Program’s specifically provides housing rehabilitation assistance for Aurora’s senior citizen and handicapped populations. The City administers its First-Time Homebuyer Program – Choose Aurora.

The City and its partners make housing opportunities available to all qualified individuals regardless of race, color, religion, sex, familial status, disability, national origin, sexual orientation, and gender identity.

For all rental housing development projects, the City works to develop affirmative marketing and Equal Housing Opportunity practices that satisfy all requirements set forth by HUD regulations.

CR-25 - Homeless and Other Special Needs 91.220(d, e); 91.320(d, e); 91.520(c)

Evaluate the jurisdiction's progress in meeting its specific objectives for reducing and ending homelessness through:

Reaching out to homeless persons (especially unsheltered persons) and assessing their individual needs

Emergency shelters, such as Hesed House and others have been running at full capacity. During 2018, the provided CDBG funds in the amount of \$25,000 for Hesed's case management activities. Additionally, in partnership with the City and Hesed House have continued to implement the Rapid Rehousing Case Manager/Information and Referral System to prevent Aurora residents from becoming homeless. From the period of January 1, 2018 to December 31, 2018, the Case Manager assisted fifty-nine individuals and 15 families (total individuals in families: 53). Under the Quality of Life Grant Program, City also provided \$15,000 to Hesed House for their daytime homelessness prevention program. (Their CDBG funded activities was for case management.)

The City's first-time ESG allocation will require the City to conduct a needs assessment.

Addressing the emergency shelter and transitional housing needs of homeless persons

In addition to its overnight shelter services, Hesed House also offers permanent supportive and transitional housing as well as medical assistance, employment/education training, legal support, substance abuse counseling and mental health counseling.

Helping low-income individuals and families avoid becoming homeless, especially extremely low-income individuals and families and those who are: likely to become homeless after being discharged from publicly funded institutions and systems of care (such as health care facilities, mental health facilities, foster care and other youth facilities, and corrections programs and institutions); and, receiving assistance from public or private agencies that address housing, health, social services, employment, education, or youth needs.

The City partners with Elgin and Kane County to fund staff and consultants serving the Kane County Continuum of Care ("CoC"). Staff assist in the preparation of the SuperNOFA application and in the use of the HMIS system. Actions to address homelessness, chronic homelessness, prevention and emergency shelter needs are currently undertaken as part of the Kane County Continuum of Care Action Plan, created by the Continuum and its participating members in April 2012.

During the 2018 Program Year, the CoC held public meetings for the general membership in addition to 4 committee meetings. Notification of all meetings was communicated to the public via the CoC's website and email communications to the CoC membership. The CoC Board includes a member with lived experience of homelessness. The CoC Board membership includes city/council staff familiar with HUD, emergency shelter agencies, homeless prevention agencies, mental health and substance abuse services that serve homeless, McKinney-Vento education services, homeless youth services, services for

veterans, legal or financial services to homeless person, and a homeless or formally homeless individual. This generates a broad array of perspectives that informs the CoC board policies. The Kane CoC takes the input from all interested persons in developing and implementing policies such as Coordinated Entry, HMIS privacy, and unsheltered count procedures. The Coordinated Entry implementation used the opinions from representatives from each of the 3 geographic areas so that the system consistently implement a no wrong door approach.

In addition to coordinating homelessness prevention activities, the CoC is also eligible for three funding programs and coordinates these efforts during each program year. During 2018, the CoC Board recommended funding through the Illinois Department of Human Services (IDHS) administered Homeless Prevention (\$182,231; Hesed's allocation was \$126,596) and ESG Programs (\$238, 77; Hesed's Allocation was \$100,357) as well as HUD's CoC Program. (On February 8, 2019 HUD announced its 2018 CoC Awards. The Continuum received \$1,821,498, which was an almost \$60,000 increase from the CoC's 2017 award. Of the award, Hesed House received \$858,639). Regarding the Program Funds, HSP funds are used to provide rent assistance and case management services to area households; ESG funds are used to support shelter operations, provide rapid rehousing assistance to area households, and cover HMIS expenses associated with ESG; and HUD CoC funds for permanent housing, transitional housing, supportive services only, HMIS, and, in some cases, homelessness prevention.

As the City administers its 2018 ESG funds, every effort will be made to coordinate with the Kane CoC.

Helping homeless persons (especially chronically homeless individuals and families, families with children, veterans and their families, and unaccompanied youth) make the transition to permanent housing and independent living, including shortening the period of time that individuals and families experience homelessness, facilitating access for homeless individuals and families to affordable housing units, and preventing individuals and families who were recently homeless from becoming homeless again.

Historically, the City has always been a strong supporter of homeless services having located Hesed House in a former municipal building and also having financially supported conversion of building into its current full service homeless facility. As an active part of the CoC, the City has been an active force in promoting better outreach, case management, and planning as part of a plan to address homeless issues in the City. Hesed House has become the second largest homeless shelter in the State of Illinois, and has established a "comprehensive resource center" to help transition individuals out of homelessness. The City has actively sought to expand this resource facility and other homeless services over the last three years through the completion of large infrastructure projects funded via the CDBG program and local funds. Through the leveraging of multiple funding sources, many activities are designed to enhance the ability of "at-risk" individuals to remain self-sufficient community members.

Currently, Hesed House has had scattered site HUD-funded Permanent Supportive Housing for eight years. In total, Hesed's LIGHT-House Permanent Supportive Housing serves 55 individuals in 25 units scattered throughout the Aurora area. The services provided at Hesed's Supportive Housing sites is funded through both grants from the Illinois Department of Human Services and through private

contributions.

Hesed House and AID are the present providers of Supportive Housing in the Aurora area. Hesed's Supportive Housing for the homeless is funded through grants and contributions. The housing portion of its Supportive Housing programs is covered through grants provided by HUD through the Kane County Continuum of Care, through Aurora Housing Authority Subsidized units, Illinois Housing Development Authority subsidies, and private contributions. AID provides Supportive Housing for people with diagnosed mental illnesses. Mental health and substance use treatment/supportive services are funded primarily by Medicaid -- about 75%. The balance is from grants and contributions, including State mental health tax funds.

CR-30 - Public Housing 91.220(h); 91.320(j)

Actions taken to address the needs of public housing

Actions taken to encourage public housing residents to become more involved in management and participate in homeownership

The Aurora Housing Authority's (AHA) Strategic Plan specifically addresses the need to provide a homeownership program by partnering with local banks and other lending institutions to provide refinancing and cost control assistance. Under this Plan, the AHA expresses the intent to provide down payment assistance, credit repair, lending assistance and foreclosure prevention. Additionally, the AHA recognizes the benefit for assisting current homeowners in preventing foreclosure. The AHA's Plan also includes their goals regarding support services for rental assistance, credit, education and family services support. The plan recognizes the need to follow-up with residents to further ensure their self-sufficiency.

During the 2018 Program Year, the City moved forward in committing its HOME funds to the Aurora Arts Centre – Downtown Revitalization Project. The project includes 20 Project Based Vouchers and 10 Section 811 subsidies. The Association for Individual Development (AID) will be offering supportive services to all of the residents in this project. The AID staff will have an on-site office located in the Coulter Court Residences building and will offer services and case management to all agency clients and will act as a resource center for all tenants.

Actions taken to provide assistance to troubled PHAs

The Aurora Housing Authority has been designated as "troubled. To date, recovery plan efforts are underway between the AHA and HUD to resolve the issues related to the AHA's troubled status. The AHA recently filled its Executive Director position. During 2018, the City's Chief Community Services Officer met with the new Executive Director and Board President, and it is the City's understanding that steps are in place to clear the troubled status designation. The continued to be available for technical assistance to evaluate options for improving operations, resolving non-compliance problems, and identifying other housing-related needs and issues.

CR-35 - Other Actions 91.220(j)-(k); 91.320(i)-(j)

Actions taken to remove or ameliorate the negative effects of public policies that serve as barriers to affordable housing such as land use controls, tax policies affecting land, zoning ordinances, building codes, fees and charges, growth limitations, and policies affecting the return on residential investment. 91.220 (j); 91.320 (i)

Actions taken to address obstacles to meeting underserved needs. 91.220(k); 91.320(j)

One obstacle to meeting underserved needs is a lack of financial resources on the part of both the City and local agencies. Actions to address this obstacle included the leveraging of partnerships with other agencies and entities, and relationship building through participation in a number of initiatives. The City of Aurora is working toward identifying, developing, and partnering with Community Housing Development Organizations (CHDOs) through the HOME Investments Partnership Program.

In order to extend the reach of federal programs and funding sources, the City of Aurora has leveraged the use of other funding sources to achieve greater results.

Actions taken to reduce lead-based paint hazards. 91.220(k); 91.320(j)

The City as well as its CDBG subrecipients for housing rehabilitation (Joseph Corporation and Rebuilding Together Aurora) and down payment assistance follow HUD's Lead Safety Guidance as per 24 CFR 35 by including the distribution of the pamphlet, "Protect Your Family From Lead in Your Home" in their respective programs. All HOME direct housing assistance activities are required to address lead based paint hazards through the City of Aurora Property and Rehabilitation Standards, which cites compliance with Title X Lead Based Paint Regulations and the Environmental Protection Agency Renovation, Repair and Painting Rule (RRP).

Actions taken to reduce the number of poverty-level families. 91.220(k); 91.320(j)

- Funded a number of public service activities during the 2018 program year in an effort to reduce the number of persons living below the poverty level.
- Enhanced the ability of low- and moderate-income homeowners to remain in their homes by granting funding support for home repairs
- Supported housing improvements to extend the life of affordable housing units
- Providing childcare for working parents
- Preserved and created 76 affordable rental housing units
- Supported homeless shelter case management activities
- Supported homeless shelter substance abuse counseling activities
- Supported domestic abuse shelter
- Provided funding to food pantry to support expansion efforts to further accommodate low and moderate income households and moderate-income residents through cooperation and collaboration to allow for the maximum use of limited resources.

Actions taken to develop institutional structure. 91.220(k); 91.320(j)

Since the City's resources, on their own, are not sufficient or appropriate to address all the needs of the community as identified in the Consolidated Plan, it is important that partnerships are leveraged with other agencies and organizations, both public and private. The City also continues to seek out competitive funding sources to support Consolidated Plan objectives. The City of Aurora will continue to evaluate the successes of past years in order to identify the appropriate allocation of resources for the upcoming program year and are hopeful that focusing on the strengths of each agency can best serve the community's needs.

In addition to its CDBG and HOME programs, the City collaborated with several partners to deliver resources in the most effective way possible. The City:

- Worked with service and housing providers to address the housing needs of the low-mod income residents and special needs populations and invested in 12 housing units, which leveraged the preservation of 76 total units (38 preserved; 38 new).
- Collaborated with housing providers to fund rehabilitation of existing homes and rehabilitation/redevelopment of private rental housing.
- Partnered with agencies, non-profits, and private sector entities whose mission and programming further the housing and community development objectives outlined in the City's AAP, which included affordable housing (rehabilitation, down payment assistance, and rental housing creation/preservation), homelessness prevention, housing legal assistance, as well as youth and senior services.

Local organizations have specific responsibilities as they relate to the planning and implementation of the Consolidated Plan, the Annual Action Plan, and their component activities. The City of Aurora will continue to search for opportunities to expand the existing structure and make it more effective. The City will continue to work with non-profit organizations and services providers to address the needs of the low- and moderate-income residents through cooperation and collaboration to allow for the maximum use of limited resources.

Actions taken to enhance coordination between public and private housing and social service agencies. 91.220(k); 91.320(j)

The City has continued to partner and coordinate efforts with a large number of non-profit agencies, city departments, and other government agencies in order to provide for the affordable housing and community development needs of its residents. As part of its grant administration, the City monitors its subrecipients' performance in both meeting client needs and capacity to comply with regulatory requirements. This process of monitoring helps the City enhance and increase the overall service delivery to low- and moderate-income residents.

The City has continued to partner and coordinate efforts with a large number of non-profit agencies, city departments, and other government agencies in order to provide for the affordable housing and

community development needs of its residents. As part of its grant administration, the City monitors its subrecipients' performance in both meeting client needs and capacity to comply with regulatory requirements. This process of monitoring helps the City enhance and increase the overall service delivery to low- and moderate-income residents.

The City is committed to continuing improvement in its delivery of services to local residents and subrecipients. Improved financial procedures have been implemented, better cooperation with other City departments (including Engineering and Finance) has occurred, significant attention and resources are devoted to responding to monitoring letters from HUD, the City has initiated requests to HUD for technical assistance, and staff has participated in HUD sponsored training including webinars, conferences and classes related to topics such as IDIS and Environmental Review records.

After two and a half years, the NRD was fully staffed as of September 2018. With staff at full capacity, efforts are underway to further define a formal workflow plan, a spreadsheet of projects which establishes priorities and allows for a global view of projects/programs and resources has been updated together with a newly created monitoring spreadsheet. NRD staff continue to serve the City's Block Grant Working Committee (BGWC). The BGWC remains the recommending body to the City Council. As always, the City's Citizen Participation Plan remains the guiding document for all citizen participation efforts.

Additionally, the City continues to participate in the "HOME Summit" group which was formed among Chicago-area HOME entitlement communities, to further facilitate regional coordination and communication associated not only with the administration of the HOME program at a staff level, but to provide consistency to housing developers in the region. HUD supports this integrated effort, and has facilitated technical assistance to the group by a training provider to offer additional support in further developing and streamlining the application and underwriting process for housing developers under the HOME program. The HOME Summit has committed to meeting quarterly in 2019.

Identify actions taken to overcome the effects of any impediments identified in the jurisdictions analysis of impediments to fair housing choice. 91.520(a)

This past year, the City continued its efforts under the Analysis of Impediments Plan (AI) that was completed and submitted to HUD in the Spring 2012. A copy of the AI can be obtained from the City's Neighborhood Redevelopment Division, 44 E. Downer St., 4th Floor, and Aurora, IL 60505.

During the 2018 Program Year, the following actions were taken to address these impediments:

- Impediment #1: Perceived lack of handicapped accessible housing
In 2018, the City awarded HOME funds to the Aurora Arts Centre Project. In addition to the development of affordable rental housing, the developer, The Community Builders, partnered with Association for Individual Development (AID) to provide supportive services for all of the Coulter Court residences. The AID staff has an on-site office located in the Coulter Court Residences building and will offer services and case management to all agency clients and will act as a resource center for all tenants. AID will link individuals to needed services in other AID departments and in the greater community. Such services may further assist tenants in managing various issues of concern including symptom management, psychiatric crises, assistance in obtaining medications and organizing medications for ease of use, budgeting and finances, bill payment, obtaining and maintaining public

entitlements, socialization and community integration, physical healthcare appointments and follow up, linkage to vocations services, education and training, meeting with AID's dietician, increasing independence in activities of daily living (ADLs) such as apartment maintenance, hygiene, grocery shopping, and case management to link clients to needed resources. Additional services include: Psychiatric Assessments and follow up, Psychological Assessments, Medication Administration, Medication Monitoring, Medication Training, Therapy / Counseling, Case Management, Individual and Group Community Support, Crisis Intervention, 24 - hour Crisis Hotline, Psychosocial Rehabilitation groups and Vocational services.

- Impediment #2: Lingering incidences reported of discriminatory practices against low-income renters especially those with disabilities

Community survey and housing complaint data from the AI Study reflected the existence of discriminatory practices, either intentional or unintentional among rental housing providers or property managers toward low-income minority renters, and in particular those households with disabilities. Owners of non-owner occupied residential property including condominiums, town homes, or single unit residential buildings as well as two unit, and multiple unit buildings are required to be registered and licensed with the City of Aurora. The City's Neighborhood Standards Division and Police Department have continued to require a one-time mandatory Crime Free Multi-Housing training seminar (additional sessions may be required as the result of a nuisance abatement violation) for all owners of residential, non-owner occupied properties to ensure that fair housing laws and appropriate practices are disseminated to this community and to ensure for safer and more inclusive rental properties. Classes are offered in English and Spanish throughout the year.

Rental licenses expire every August 31st. Rental properties are inspected annually each licensing year. A waiver good for one to two years may be issued to properties of exceptional quality during inspections. If a property does not pass on the first inspection, it may be subject to further re-inspections along with applicable re-inspection fees and fines.

- Impediment #3: Lack of awareness among community stakeholders of fair housing laws, roles and responsibilities

The City has continued to support programs or services that provide foreclosure counseling and tenant rights education through CDBG funding to Prairie State Legal Services, which provides counseling for fair housing complaints. The City's Customer Service representatives (630-256-INFO and www.aurora-il.org) are trained to forward complaints to the Aurora Human Relations Commission, which meets monthly.

- Impediment #4: General lack of awareness of existing affordable housing and supportive service resources

In addition to the ongoing efforts to make more resources available and accessible through the City of Aurora's website, the City has continued to host homeownership events. In November 2018, the City sponsored the Experience Aurora Home Ownership Expo which not only highlighted the strong points of living in City as well as the region, but also provided training opportunities to help potential homebuyers prepare for homeownership. The featured workshop tracks (presented by industry professionals) were presented in English and Spanish and were titled, "Understanding Credit and Down Payment Assistance Programs" and "Mortgage Loan and Home Selection Processes."

The City, in partnership with the Hesed House (the second largest homeless shelter in Illinois), has continued to collaborate together to provide an on-call case manager that could work with residents who had emergency housing needs, and required immediate and intensive extra short-term assistance. This partnership resulted in the development of a website dedicated to rapid rehousing services, and the implementation of a unified information intake form to measure success (based on the local Continuum of Care model). Since position establishment, the case manager has worked to rapidly rehouse Aurora residents with critical needs, and assist the City to analyze its funding partnerships in the homeless services area.

- Impediment #5: Lack of formal collaborative efforts regarding ongoing fair housing efforts—both inter-jurisdictionally and with the Aurora Housing Authority

2018 was a significant year for additional affordable housing collaborative development where Aurora saw its third successful Low Income Housing Tax Credit project. The project serves a population unlike any other in the City of Aurora due to its proximity to the downtown area, and the unit sizes. This project includes an apartment complex within walking distance from shopping, transportation services, employment and education services. In addition, the project is made up of one bedroom units which is a design that works well for those that do not have families, or for those who are single person households. Affordable housing in the downtown area is highly sought after for consumers that are dependent upon public transportation. The project is not age restricted, and the region is in need of housing for non-elderly consumers. 20 of the units will have Project Based Vouchers, which will be typically occupied by long-time residents in the community looking for safe, decent, and affordable housing. 10 of the units will be offered to individuals on HUD's Section 811 Program and two (2) from the Statewide Referral Network (SRN) Waiting List.

Finally, collaborative steps to pursue action items identified by the joint Aurora, Elgin and Kane Co. AI continues to be strong in the area of joint funding of consultants to support the Kane County Continuum of Care. The three jurisdictions are also represented in the Kane County Healthy Places Coalition, which, among other tasks, is working to improve housing quality, availability, and choice throughout the region

- Impediment #6: Lack of coordination with the private sector pertaining to access to affordable housing and fair housing awareness

Through the City's Home Expo as well as its CDBG funded first-time homeowner down payment assistance program, the City has worked with local banks to market its program.

CR-40 - Monitoring 91.220 and 91.230

Describe the standards and procedures used to monitor activities carried out in furtherance of the plan and used to ensure long-term compliance with requirements of the programs involved, including minority business outreach and the comprehensive planning requirements posted on the City's website, www.aurora-il.org.

The City of Aurora has developed and implemented a system for monitoring the expenditure of funds and to ensure attainment of its Consolidated Plan Program Objectives. Typically, the City monitors sub-recipient performance through desk reviews involving reports, IDIS data, and other information received from outside sources, and then evaluates high-risk activities and sub-recipients on site through monitoring visits to ensure compliance and progress, however onsite monitoring will be conducted every 2 years unless a subrecipient of funds has been identified as a high risk. This method uses limited staff resources effectively. This plan routinely schedules monitoring targets based on a risk assessment to determine high-risk projects. Similarly, the City monitors its own performance, including the timeliness of project implementation to ensure compliance with HUD's timeliness standards.

Internal monitoring is done by the following activities:

Oversight of staff activities by the Block Grant Working Committee, Community Services Chief, and the City's Finance Department Division of duties among staff so one person is not in sole control of any given project. Additional documents used to monitor include spreadsheets for improved tracking, report generation, file checklists for monitoring project progress, subrecipient manuals used by staff and Subrecipients as a reference for program eligibility, and guidelines and procedures Inter-departmental communication with outside service providers. NRD has overhauled its policies and procedures for monitoring CDBG projects and will be conducting on site monitoring in the spring of 2019 as well as completing continuing use certifications for all projects that are within their respective 5 year compliance timeframe and utilizes the following documents and strategies to ensure all regulations are met:

Project Agreements: All agencies not part of the City enter into an agreement with the City that sets the terms of the funding. For City Departments, a Memorandum of Understanding is executed for a similar purpose. These agreements or memoranda of understanding outline the expectation for the submission of progress reports on a quarterly basis for public service projects, capital projects, and infrastructure projects.

Performance in Meeting ConPlan Objectives and Confirming Capex Report Figures: The City is required to monitor its own performance in meeting the objectives of the Consolidated Plan. Using the information from progress reports, the City is able to produce an annual report that describes the overall progress in achieving ConPlan objectives.

Compliance with Program Requirements: For individual activities, the progress reports alert staff to program components that may need to be monitored more closely for compliance issues. Additionally, each agreement specifies that guidance shall be provided during implementation to assure compliance. Project sponsors are subject to certain requirements such as procurement standards, Davis-Bacon labor requirements, or property acquisition requirements. Project sponsors are also required to submit key documents to the NRD Office and receive clearance before proceeding or receiving payment on

invoices. For example, project sponsors are required to submit bid specifications to NRD staff prior to advertising for bids.

The City of Aurora adopted Resolution R10-111 on March 23, 2010 to encourage expanded opportunities to do business with minorities, women and disabled persons; has formed a task force; and the Mayor's Office and Finance Department Staff have engaged in/will continue outreach efforts including business expos, trade expos, and procurement workshops. Efforts also include defining and identifying local minority, women and disabled person owned businesses. The City of Aurora provides a semi-annual Labor Standards Enforcement report of local contracting agencies for HUD Programs to the Office of Labor Standards and mandates that a separate bid announcement be sent to the City's MBE/WBE list.

Long-term Compliance of Housing Projects: HOME-assisted rental housing projects are inspected and monitored during construction, when they are put into service, and thereafter in accordance with the requirements of the HOME program. The City of Aurora has approximately 43 rental units in service that are located in 18 scattered site locations that require monitoring. Monitoring requires a physical inspection of a sample of units, as well as the overall building and grounds of the project; a review of tenant files for income eligibility and documentation compliance; and a review of the financial stability and ongoing viability of the project. The NRD office maintains an ongoing log of all such properties indicating the date when inspections and site visits are due. The NRD Department has overhauled the process of monitoring and anticipates full monitoring of the HOME Portfolio and completion by the end of spring 2019.

Additional Standards and Procedures for Monitoring Activities

Subrecipients: Monitoring of subrecipients begins during the project selection process and continues until the terms and conditions of the project agreement have been completed. The following policies and procedures are applied: A risk assessment is conducted during a project setup meeting to determine which subrecipients will require the most comprehensive monitoring. Low-risk subrecipients are organizations that have satisfactory past performance, little turnover of key staff members, and receive no more than \$50,000. High-risk subrecipients are organizations with no past performance history, organizations receiving more than \$50,000, and/or organizations going through significant changes or turnover of key staff members.

NRD staff also meets individually with each applicant for housing funding, on site if possible. Applicants for funding must provide financial statements and budgets for the project, as well as for the entire organization. Audited financial statements are required at various stages of the application and funding process. NRD staff conducts a set-up meeting to review expectations, procedures, and Federal requirements with each subrecipient at the beginning of each project (on site whenever possible). NRD staff conduct desk reviews through an analysis of progress reports submitted for capital, infrastructure, and public service projects, and the back-up documentation required for each payment request. Low-risk subrecipients are monitored through at least one onsite visit during each program year. High-risk subrecipients are monitored through on-site visits as often as NRD staff deems necessary to evaluate project performance and ensure compliance with all Federal requirements.

Finally, the NRD office requires project sponsors to submit audits of funded activities. These strategies help the City monitor compliance on an on-going basis.

Citizen Participation Plan 91.105(d); 91.115(d)

Describe the efforts to provide citizens with reasonable notice and an opportunity to comment on performance reports.

The City of Aurora follows the Citizen Participation Process to determine the policies to be followed in drafting the CAPER. Please see a breakdown below.

Performance Reports

Each year the City of Aurora must submit a ***Consolidated Annual Performance and Evaluation Report*** (CAPER) to HUD. The report is due 90 days after the close of the program year. To ensure public participation in the review of the CAPER, the City will hold a public hearing, accept public comment, and issue public notices.

Public Notice and Publication

The City will publish a public notice in the Beacon News (“Our Towns” section), announcing the availability of the CAPER and establishing a 30-day public comment period. The public comment period will be scheduled so as to end on the day of the City Council meeting at which the CAPER is slated for adoption.

The published public notice will also set a date for a public hearing, which will occur at least 15 days prior to the City Council meeting at which the CAPER is slated for adoption.

The public notice will list the locations where copies of the CAPER may be examined. These locations include all branches of the Aurora Public Library and the Neighborhood Redevelopment Division Office. Free digital copies of the amendment will be made available at the Neighborhood Redevelopment Division office. The CAPER will be posted on the City’s website, www.aurora-il.org.

Public Hearing

The City will hold a public hearing to gather input from citizens, answer questions, address housing and community development needs, and review program performance. All public hearings will be held at the Aurora City Hall, 44 E. Downer Place, Aurora, IL 60505.

Upon request, the City will provide for translation services to meet the needs of non-English speaking residents. The City will also take whatever actions are appropriate to serve the needs of persons with disabilities.

Public Comments

The City will provide a period of at least 30 days to receive comments on the CAPER before the report is submitted to HUD. The City will consider any comments or views of citizens received in writing, or orally at public hearings, if any, in preparing the CAPER. The City will attach a summary of these comments and the City’s response to the final CAPER.

Responses to Comments - It is the policy of NRD that all comments directed to the Consolidated Plan or the Annual Performance Report (the CAPER) that are received during public hearings and designated

comment periods shall be responded to in writing within the document. Comments will be summarized in the document followed by responses.

Responses to Complaints - Any written complaints regarding the CAPER, or individual activities undertaken by Aurora’s CDBG, HOME, or ESG programs shall be responded to in writing. It is the policy of NRD to respond within 15 working days of receipt of the complaint whenever possible. If the complaint involves a policy issue requiring deliberation of one or more policy groups, the individual submitting the complaint shall be notified of this fact within 15 days. The issue will be brought to the attention of the appropriate policy group at the next available meeting, and a response will be developed after their consideration.

CR-45 - CDBG 91.520(c)

Specify the nature of, and reasons for, any changes in the jurisdiction’s program objectives and indications of how the jurisdiction would change its programs as a result of its experiences.

The first step to a meaningful impact is to identify the needs of the community. The City of Aurora works closely with agencies, not-for-profits, and housing developers. These organizations provide data on both the needs of various special and low income populations and best practices to service delivery. Public Hearings provide opportunities for other community members to share their concerns and ideas. In addition to the stakeholders identified above, the City of Aurora also partners with the Block Grant Working Committee and City Council Alderman to further determine the needs of the City. The needs identified form the basis for the priorities stated in the Consolidated Plan.

The direction of program objectives established in the 2015-2019 City of Aurora Consolidated Plan have not changed during this reporting period and all grant programs are in good standing. The remaining goals established from the 2018 Action Plan are at varying degrees of completion based on the status of several projects that are nearing close out status or are still in the planning phase. A major delay has been experienced to all non-public service projects due to the delay in approval of the 2018 Action Plan and more recently the prolonged government shutdown.

HUD regulations measure the timeliness of the City of Aurora disbursements by calculating the balance in our line of credit as compared to the annual grant amount. This is done 60 days prior to the beginning of a new grant year. HUD considers a ratio equal to or greater than 1.5 to be “untimely.” Being untimely in disbursement can jeopardize future funding. The City of Aurora’s timeliness ratio at the end of the 2018 program year was 1.43. The rate of HOME commitments and expenditures is also within the parameters set by HOME regulations, and the City is actively working on opportunities to develop new affordable housing projects including community housing development organizations (CHDOs).

Does this Jurisdiction have any open Brownfields Economic Development Initiative (BEDI) grants?

No

[BEDI grantees] Describe accomplishments and program outcomes during the last year.

This section is N/A.

CR-50 - HOME 91.520(d)

Include the results of on-site inspections of affordable rental housing assisted under the program to determine compliance with housing codes and other applicable regulations

The NRD Department has recently overhauled the policies and procedures for long term monitoring. As a result of these changes, all HOME rental projects are undergoing monitoring with a focus on completing inspections and legal review to determine if all projects are meeting the HOME regulations. NRD anticipates this process will be completed in late spring of 2019 and a full report will be provided in the 2019 CAPER. The below table outlines the activities currently taking place:

Project Number	Address	Number of Units	Observed Deficiencies	Follow-Up Actions Taken
HOME-2010-01 Project Year 2010 IDIS #2037	Community Housing Advocacy and Development	\$650,000	Currently under monitoring and inspection	Currently under monitoring
HOME-2011-01 Project Year 2011 IDIS #2034	Community Housing Advocacy and Development	\$445,216	Currently under monitoring and inspection	Currently under monitoring
HOME-2012-01 Project Year 2012 IDIS #2075	AID/ Direct Project Activity	\$409,216	Currently under monitoring and inspection	Currently under monitoring
HOME-2013-01 Project Year 2013 IDIS #2129	Housing: Rental	\$381,414	Currently under monitoring and inspection	Currently under monitoring
HOME-2013-02 Project Year 2013 IDIS #2161	CHDO Direct Project Activities	\$67,378	Currently under monitoring and inspection	Currently under monitoring
HOME-2014-01 Project Year 2014 IDIS #2167	Housing: Rental	\$500,000	Currently under monitoring and inspection	Currently under monitoring

Provide an assessment of the jurisdiction's affirmative marketing actions for HOME units. 92.351(b)

As part of its application process, the City requires its HOME developers to provide affirmative marketing action plans, which are subsequently incorporated into their agreements with the City.

Refer to IDIS reports to describe the amount and use of program income for projects, including the number of projects and owner and tenant characteristics

NRD received a total of \$59,236.72 in program income (PI). PI resulted during the 1st two quarters of 2018 from the following activities:

Program Income 1st Quarter 2018 February 2018: \$13,183.72 (to be applied to 2018 Program Admin)

Loan Repayment HP163 - \$8,675.22 (Historic Preservation Res Rehab, 1996)

Loan Repayment NEVEL01 - \$4,508.50 (Housing Rehab Program Loan Program, 2005)

Program Income 2nd Quarter 2018 (April-June): \$46,053.00 (applied to 2017 Program Admin)

Loan Repayment 289-8543 - \$11,800.00 (Housing Rehab Program Loan Program, 1982)

Loan Repayment PUCRI01 - \$24,253.00 (Lead Residential Rehab Program Loan Program, 2005)

Loan Repayment HP0013 - \$10,000.00 (Historic Preservation Res Rehab, 2000)

Describe other actions taken to foster and maintain affordable housing. 91.220(k) (STATES ONLY: Including the coordination of LIHTC with the development of affordable housing). 91.320(j)

It is expected that during the spring 2019 Program Year, The City will report additional affordable rental housing activities through the Aurora Arts Centre Project. This subsidy-layered project which is funded by Low Income Housing Tax Credits, Historic Tax Credits, Rivers Edge Redevelopment Zone Tax Credits, and HOME funds will create 38 affordable rental housing units and rehabilitate 38 affordable rental units, for a total of 76 units.

The City also continued to offer down payment assistance forgivable loans during 2018, and provided 15 forgivable grants to first time low-income homebuyers.

Through the City's partnership programs with The Neighbor Project and Rebuilding Together Aurora, CDBG funds continued to support housing rehabilitation for Aurora's residents. The housing rehabilitation activities reported in 2018 were funded through prior year program funds. A total of 5 activities were completed by The Neighbor Project and 18 activities were completed by RTA in 2018. Although 2018 funds were allocated to housing rehabilitation and home ownership activities, due to the delayed receipt of the City's 2018 funds, these activities are still on hold and will not begin until 2019.

The City of Aurora is actively looking for additional affordable housing opportunities and will leverage additional funding as opportunities are presented.

CR-60 - ESG 91.520(g) (ESG Recipients only)

ESG Supplement to the CAPER in *e-snaps*

For Paperwork Reduction Act

1. Recipient Information—All Recipients Complete

Basic Grant Information

Recipient Name	AURORA
Organizational DUNS Number	074582131
EIN/TIN Number	366005778
Identify the Field Office	CHICAGO
Identify CoC(s) in which the recipient or subrecipient(s) will provide ESG assistance	

ESG Contact Name

Prefix	Mr
First Name	Chris
Middle Name	
Last Name	Ragona
Suffix	
Title	Community Development Manager

ESG Contact Address

Street Address 1	Neighborhood Redevelopment Division
Street Address 2	44 E. Downer Pl
City	Aurora
State	IL
ZIP Code	-
Phone Number	6302563321
Extension	
Fax Number	
Email Address	cragona@aurora-il.org

ESG Secondary Contact

Prefix	Ms
First Name	Amy
Last Name	Munro

Suffix
Title Redevelopment Coordinator
Phone Number 6302563323
Extension
Email Address amunro@aurora-il.org

2. Reporting Period—All Recipients Complete

Program Year Start Date 01/01/2018
Program Year End Date 12/31/2018

3a. Subrecipient Form – Complete one form for each subrecipient

Subrecipient or Contractor Name
City
State
Zip Code
DUNS Number
Is subrecipient a victim services provider
Subrecipient Organization Type
ESG Subgrant or Contract Award Amount

CR-65 - Persons Assisted

4. Persons Served

4a. Complete for Homelessness Prevention Activities

Number of Persons in Households	Total
Adults	0
Children	0
Don't Know/Refused/Other	0
Missing Information	0
Total	0

Table 16 – Household Information for Homeless Prevention Activities

4b. Complete for Rapid Re-Housing Activities

Number of Persons in Households	Total
Adults	0
Children	0
Don't Know/Refused/Other	0
Missing Information	0
Total	0

Table 17 – Household Information for Rapid Re-Housing Activities

4c. Complete for Shelter

Number of Persons in Households	Total
Adults	0
Children	0
Don't Know/Refused/Other	0
Missing Information	0
Total	0

Table 18 – Shelter Information

4d. Street Outreach

Number of Persons in Households	Total
Adults	0
Children	0
Don't Know/Refused/Other	0
Missing Information	0
Total	0

Table 19 – Household Information for Street Outreach

4e. Totals for all Persons Served with ESG

Number of Persons in Households	Total
Adults	0
Children	0
Don't Know/Refused/Other	0
Missing Information	0
Total	0

Table 20 – Household Information for Persons Served with ESG

5. Gender—Complete for All Activities

	Total
Male	0
Female	0
Transgender	0
Don't Know/Refused/Other	0
Missing Information	0
Total	0

Table 21 – Gender Information

6. Age—Complete for All Activities

	Total
Under 18	0
18-24	0
25 and over	0
Don't Know/Refused/Other	0
Missing Information	0
Total	0

Table 22 – Age Information

7. Special Populations Served—Complete for All Activities

Number of Persons in Households

Subpopulation	Total	Total Persons Served – Prevention	Total Persons Served – RRH	Total Persons Served in Emergency Shelters
Veterans	0	0	0	0
Victims of Domestic Violence	0	0	0	0
Elderly	0	0	0	0
HIV/AIDS	0	0	0	0
Chronically Homeless	0	0	0	0
Persons with Disabilities:				
Severely Mentally Ill	0	0	0	0
Chronic Substance Abuse	0	0	0	0
Other Disability	0	0	0	0
Total (unduplicated if possible)	0	0	0	0
		0	0	0

Table 23 – Special Population Served

CR-70 – ESG 91.520(g) - Assistance Provided and Outcomes

10. Shelter Utilization

Number of New Units – Rehabbed	0
Number of New Units – Conversion	0
Total Number of bed - nights available	0
Total Number of bed - nights provided	0
Capacity Utilization	0

Table 24 – Shelter Capacity

11. Project Outcomes Data measured under the performance standards developed in consultation with the CoC(s)

The City was unable to move forward on the development of its ESG program during the 2018 program year. As a result, the City’s Project Outcomes Data will be reported under its 2019 CAPER.

CR-75 – Expenditures

11. Expenditures

11a. ESG Expenditures for Homelessness Prevention

	Dollar Amount of Expenditures in Program Year		
	2016	2017	2018
Expenditures for Rental Assistance	NA	NA	0
Expenditures for Housing Relocation and Stabilization Services - Financial Assistance	NA	NA	0
Expenditures for Housing Relocation & Stabilization Services - Services	NA	NA	0
Expenditures for Homeless Prevention under Emergency Shelter Grants Program	NA	NA	0
Subtotal Homelessness Prevention	NA	NA	0

Table 25 – ESG Expenditures for Homelessness Prevention

11b. ESG Expenditures for Rapid Re-Housing

	Dollar Amount of Expenditures in Program Year		
	2016	2017	2018
Expenditures for Rental Assistance	NA	NA	0
Expenditures for Housing Relocation and Stabilization Services - Financial Assistance	NA	NA	0
Expenditures for Housing Relocation & Stabilization Services - Services	NA	NA	0
Expenditures for Homeless Assistance under Emergency Shelter Grants Program	NA	NA	0
Subtotal Rapid Re-Housing	NA	NA	0

Table 26 – ESG Expenditures for Rapid Re-Housing

11c. ESG Expenditures for Emergency Shelter

	Dollar Amount of Expenditures in Program Year		
	2016	2017	2018
Essential Services	NA	NA	0
Operations	NA	NA	0
Renovation	NA	NA	0
Major Rehab	NA	NA	0
Conversion	NA	NA	0
Subtotal	NA	NA	0

Table 27 – ESG Expenditures for Emergency Shelter

11d. Other Grant Expenditures

	Dollar Amount of Expenditures in Program Year		
	2016	2017	2018
Street Outreach	NA	NA	0
HMIS	NA	NA	0
Administration	NA	NA	0

Table 28 - Other Grant Expenditures

11e. Total ESG Grant Funds

Total ESG Funds Expended	2016	2017	2018
0	NA	NA	0

Table 29 - Total ESG Funds Expended

11f. Match Source

	2016	2017	2018
Other Non-ESG HUD Funds	NA	NA	0
Other Federal Funds	NA	NA	0
State Government	NA	NA	0
Local Government	NA	NA	0
Private Funds	NA	NA	0
Other	NA	NA	0
Fees	NA	NA	0
Program Income	NA	NA	0
Total Match Amount	NA	NA	0

Table 30 - Other Funds Expended on Eligible ESG Activities

11g. Total

Total Amount of Funds Expended on ESG Activities	2016	2017	2018
	NA	NA	0

Table 31 - Total Amount of Funds Expended on ESG Activities

City of Aurora
4th Program Year CAPER (2018)

APPENDICES

- Appendix A. PR-03 – CDBG Activity Summary Report**
- Appendix B. PR-06 – Summary of Consolidated Plan Projects**
- Appendix C. PR-22 – Status of HOME Activities**
- Appendix D. PR-26 – CDBG Financial Summary Report**
- Appendix E. PR-26 – CDBG Financial Summary and Activity Report**
- Appendix F. PR-33 – HOME Matching Liability Report**
- Appendix G. PR-91 - ESG Financial Summary**

This page left intentionally blank.

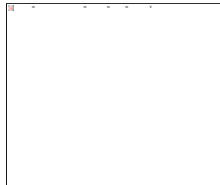
Appendix A

PR-03 – CDBG Activity Summary Report

This page left intentionally blank.

U.S. Department of Housing and Urban Development
 Office of Community Planning and Development
 Integrated Disbursement and Information System
 CDBG Activity Summary Report (GPR) for Program Year 2018
 AURORA

Date: 20-Feb-2019
 Time: 9:40
 Page: 1



PGM Year: 1994
Project: 0002 - CONVERTED CDBG ACTIVITIES
IDIS Activity: 2 - CDBG COMMITTED FUNDS ADJUSTMENT

Status: Open 3/7/2006 12:00:00 AM
Location: ,
Objective:
Outcome:
Matrix Code: Acquisition of Real Property (01) **National Objective:**

Initial Funding Date: 01/01/0001

Description:

Financing

	Fund Type	Grant Year	Grant	Funded Amount	Drawn In Program Year	Drawn Thru Program Year
CDBG	EN	Pre-2015		\$7,349,174.12	\$0.00	\$0.00
		1985	B85MC170002		\$0.00	\$233,674.00
		1989	B89MC170002		\$0.00	\$849,000.00
		1990	B90MC170002		\$0.00	\$811,000.00
		1991	B91MC170002		\$0.00	\$906,000.00
		1992	B92MC170002		\$0.00	\$973,000.00
		1993	B93MC170002		\$0.00	\$1,232,000.00
		1994	B94MC170002		\$0.00	\$1,341,000.00
		1995	B95MC170002		\$0.00	\$1,001,016.79
		2001	B01MC170002		\$0.00	\$2,483.33
		2002	B02MC170002		\$0.00	\$0.00
		2011	B11MC170002		\$0.00	\$0.00
		2014	B14MC170002		\$0.00	\$0.00
		Total	Total			\$7,349,174.12

Proposed Accomplishments

Actual Accomplishments

<i>Number assisted:</i>	Owner		Renter		Total		Person	
	Total	Hispanic	Total	Hispanic	Total	Hispanic	Total	Hispanic
White:					0	0		
Black/African American:					0	0		
Asian:					0	0		

American Indian/Alaskan Native:	0	0
Native Hawaiian/Other Pacific Islander:	0	0
American Indian/Alaskan Native & White:	0	0
Asian White:	0	0
Black/African American & White:	0	0
American Indian/Alaskan Native & Black/African American:	0	0
Other multi-racial:	0	0
Asian/Pacific Islander:	0	0
Hispanic:	0	0
Total:	0	0

Female-headed Households: 0

<i>Income Category:</i>			
Owner	Renter	Total	Person
Extremely Low		0	
Low Mod		0	
Moderate		0	
Non Low Moderate		0	
Total	0	0	0
Percent Low/Mod			

Annual Accomplishments

No data returned for this view. This might be because the applied filter excludes all data.

PGM Year:	2010
Project:	0033 - FOX VALLEY HABITAT FOR HUMANITY
IDIS Activity:	1990 - FOX VALLEY HABITAT FOR HUMANITY

Status:	Completed 1/17/2018 12:00:00 AM	Objective:	Provide decent affordable housing
Location:	[REDACTED]	Outcome:	Affordability
		Matrix Code:	Acquisition of Real Property (01)
		National Objective:	LMH

Initial Funding Date: 07/22/2010

Description:

This project consist of purchasing a 3.9 acre parcel on the corner of Solfisburg and Beckwith in Aurora, for the purpose of development of affordable housing. Five homes will be constructed. This project was amended in 2016 to reflect a reduction of five homes to two homes. (Funds(\$45,149.37 for the remaining three unbuilt houses have been returned to HUD.) See receipt number 5210709.

Financing

	Fund Type	Grant Year	Grant	Funded Amount	Drawn In Program Year	Drawn Thru Program Year
CDBG	EN	Pre-2015		\$75,248.97	\$0.00	\$0.00
		2009	B09MC170002		\$0.00	\$75,248.97
Total	Total			\$75,248.97	\$0.00	\$75,248.97

Proposed Accomplishments

Housing Units : 2

Actual Accomplishments

Number assisted:

	Owner		Renter		Total		Person	
	Total	Hispanic	Total	Hispanic	Total	Hispanic	Total	Hispanic
White:	0	0	0	0	0	0	0	0
Black/African American:	2	1	0	0	2	1	0	0
Asian:	0	0	0	0	0	0	0	0
American Indian/Alaskan Native:	0	0	0	0	0	0	0	0
Native Hawaiian/Other Pacific Islander:	0	0	0	0	0	0	0	0
American Indian/Alaskan Native & White:	0	0	0	0	0	0	0	0
Asian White:	0	0	0	0	0	0	0	0
Black/African American & White:	0	0	0	0	0	0	0	0
American Indian/Alaskan Native & Black/African American:	0	0	0	0	0	0	0	0
Other multi-racial:	0	0	0	0	0	0	0	0
Asian/Pacific Islander:	0	0	0	0	0	0	0	0
Hispanic:	0	0	0	0	0	0	0	0
Total:	2	1	0	0	2	1	0	0

Female-headed Households:

Total	1	0	1
-------	---	---	---

Income Category:

	Owner	Renter	Total	Person
Extremely Low	0	0	0	0
Low Mod	2	0	2	0
Moderate	0	0	0	0
Non Low Moderate	0	0	0	0
Total	2	0	2	0
Percent Low/Mod	100.0%		100.0%	

Annual Accomplishments

Years	Accomplishment Narrative	# Benefitting
2010	Funds were used to acquire land located at [REDACTED] to build up to eight (8) habitat homes. The matrix code has been changed to 01.	
2011	HABITAT FOR HUMANITY IS IN THE PROCESS OF BUILDING HOMES ON THE LAND. WILL KEEP OPEN AND REPORT ON END USE.	
2012	The CDBG Funds were used for acquisition of land for construction of new affordable housing. The acquisition has been completed. The project	
2015	The first home was completed, [REDACTED] rg.	
2018	The second house, [REDACTED] was completed in January 2018 (Certificate of Occupancy, 1/17/18).	
PGM Year:	2013	
Project:	0006 - Economic Development	
IDIS Activity:	2102 - Waubensee Community College-NRSA SBDC Small Business Support Project	

Status: Open
 Location: 18 S River St Aurora, IL 60506-4134

Objective: Create economic opportunities
 Outcome: Availability/access bility
 Matrix Code: ED Technical Assistance (18B) National Objective: LMJ

Initial Funding Date: 09/05/2013

Description:

The project will conduct small business inventory and tailored support programs for NRSA businesses.

Financing

	Fund Type	Grant Year	Grant	Funded Amount	Drawn In Program Year	Drawn Thru Program Year
CDBG	EN	Pre-2015		\$41,691.59	\$0.00	\$0.00
		2013	B13MC170002		\$0.00	\$41,691.59
Total	Total			\$41,691.59	\$0.00	\$41,691.59

Proposed Accomplishments

Jobs : 80

Actual Accomplishments

Number assisted:	Owner		Renter		Total		Person	
	Total	Hispanic	Total	Hispanic	Total	Hispanic	Total	Hispanic
White:	0	0	0	0	0	0	0	0
Black/African American:	0	0	0	0	0	0	0	0
Asian:	0	0	0	0	0	0	0	0
American Indian/Alaskan Native:	0	0	0	0	0	0	0	0
Native Hawaiian/Other Pacific Islander:	0	0	0	0	0	0	0	0
American Indian/Alaskan Native & White:	0	0	0	0	0	0	0	0
Asian White:	0	0	0	0	0	0	0	0
Black/African American & White:	0	0	0	0	0	0	0	0
American Indian/Alaskan Native & Black/African American:	0	0	0	0	0	0	0	0
Other multi-racial:	0	0	0	0	0	0	0	0
Asian/Pacific Islander:	0	0	0	0	0	0	0	0
Hispanic:	0	0	0	0	0	0	0	0
Total:	0	0	0	0	0	0	0	0

Female-headed Households: 0 0 0

Income Catearv:

	Owner	Renter	Total	Person
Extremely Low	0	0	0	0
Low Mod	0	0	0	0
Moderate	0	0	0	0
Non Low Moderate	0	0	0	0
Total	0	0	0	0

Percent Low/Mod

Annual Accomplishments

Years	Accomplishment Narrative	# Benefitting
2014	Q1-The Small Business Development Center has identified and contracted with a vendor, Quad County African American Chamber of Commerce, to	
PGM Year:	2013	
Project:	0002 - Neighborhood Revitalization/Micro-Businesses	
IDIS Activity:	2138 - Home Improvement Incentive Program (HIIP)	
Status:	Open	Objective: Create suitable living environments
Location:	Address Suppressed	Outcome: Affordability
		Matrix Code: Rehab; Single-Unit Residential (14A) National Objective: LMHSP

Initial Funding Date: 08/20/2014

Description:

This program will fund 90% of exterior home improvements (vis ble from the street) up to \$2,000 to incentivize exterior home repairs and beautify the NRSA area. Examples may include painting, awnings, siding, private driveways, landscaping, etc. Housing repairs and upgrades covered by other City funded programs (e.g., Safety First) would be excluded from this program. Priority will be given to homes in the City's Neighborhood Revitalization Strategy Area. Three year legal covenants for homeownership and home maintenance will apply.

Financing

	Fund Type	Grant Year	Grant	Funded Amount	Drawn In Program Year	Drawn Thru Program Year
		Pre-2015		\$50,000.00	\$0.00	\$0.00
CDBG	EN	2013	B13MC170002		\$0.00	\$11,450.95
		2014	B14MC170002		\$0.00	\$19,376.87
Total	Total			\$50,000.00	\$0.00	\$30,827.82

Proposed Accomplishments

Housing Units : 25

Actual Accomplishments

Number assisted:	Owner		Renter		Total		Person	
	Total	Hispanic	Total	Hispanic	Total	Hispanic	Total	Hispanic
White:	7	4	0	0	7	4	0	0
Black/African American:	1	0	0	0	1	0	0	0
Asian:	0	0	0	0	0	0	0	0
American Indian/Alaskan Native:	0	0	0	0	0	0	0	0
Native Hawaiian/Other Pacific Islander:	0	0	0	0	0	0	0	0
American Indian/Alaskan Native & White:	0	0	0	0	0	0	0	0
Asian White:	0	0	0	0	0	0	0	0
Black/African American & White:	0	0	0	0	0	0	0	0
American Indian/Alaskan Native & Black/African American:	0	0	0	0	0	0	0	0
Other multi-racial:	1	1	0	0	1	1	0	0
Asian/Pacific Islander:	0	0	0	0	0	0	0	0
Hispanic:	0	0	0	0	0	0	0	0
Total:	9	5	0	0	9	5	0	0

Female-headed Households: 1 0 1

Income Catearorv:

	Owner	Renter	Total	Person
Extremely Low	1	0	1	0
Low Mod	2	0	2	0
Moderate	6	0	6	0
Non Low Moderate	0	0	0	0
Total	9	0	9	0
Percent Low/Mod	100.0%		100.0%	

Annual Accomplishments

Years	Accomplishment Narrative	# Benefitting
2014	Q1-3, We have assisted 5 homeowners with exterior home improvements. There are 6 more projects in various stages.	
2015	Forms were updated. Outreach efforts continued to promote the program via English/Spanish advertisements in the newspaper. The program	
2016	Q1: We have 1 application in progress	
2017	While a handful of applications are in various stages of processing, the more restrictive guidelines have predictably caused fewer applicants to pursue	
2018	Q1 - Q3: No activity to Report	

PGM Year:	2015
Project:	0001 - Public Services/Employment Training
IDIS Activity:	2141 - QCAACC Online Job & Diversity Supplier Match Program

Status: Canceled 7/19/2018 2:21:51 PM Objective: Create economic opportunities
 Location: 43 W Galena Blvd Aurora, IL 60506-4129 Outcome: Availability/accessibility
 Matrix Code: Employment Training (05H) National Objective: LMCSV

Initial Funding Date: 08/10/2015

Description:

Financing

	Fund Type	Grant Year	Grant	Funded Amount	Drawn In Program Year	Drawn Thru Program Year
CDBG	EN	2015	B15MC170002	\$9,294.17	\$0.00	\$9,294.17
Total	Total			\$9,294.17	\$0.00	\$9,294.17

Proposed Accomplishments

People (General) : 20

Actual Accomplishments

<i>Number assisted:</i>	Owner		Renter		Total		Person	
	Total	Hispanic	Total	Hispanic	Total	Hispanic	Total	Hispanic
White:	0	0	0	0	0	0	11	8
Black/African American:	0	0	0	0	0	0	17	0

Asian:	0	0	0	0	0	0	0	0
American Indian/Alaskan Native:	0	0	0	0	0	0	0	0
Native Hawaiian/Other Pacific Islander:	0	0	0	0	0	0	0	0
American Indian/Alaskan Native & White:	0	0	0	0	0	0	0	0
Asian White:	0	0	0	0	0	0	0	0
Black/African American & White:	0	0	0	0	0	0	0	0
American Indian/Alaskan Native & Black/African American:	0	0	0	0	0	0	0	0
Other multi-racial:	0	0	0	0	0	0	12	2
Asian/Pacific Islander:	0	0	0	0	0	0	0	0
Hispanic:	0	0	0	0	0	0	0	0
Total:	0	0	0	0	0	0	40	10

Female-headed Households: 0 0 0

Income Category:

	Owner	Renter	Total	Person
Extremely Low	0	0	0	2
Low Mod	0	0	0	10
Moderate	0	0	0	25
Non Low Moderate	0	0	0	3
Total	0	0	0	40
Percent Low/Mod				92.5%

Annual Accomplishments

Years	Accomplishment Narrative	# Benefitting
2015	Q1-We served first job candidate and first prospective employer (Continental Motors). We also began one on one marketing and education with	
PGM Year:	2015	
Project:	0012 - Economic Development: Small Business	
IDIS Activity:	2153 - City of Aurora NRD - Sm. Business Micro Lending Program	
Status:	Canceled 7/25/2018 9:14:59 AM	Objective: Create economic opportunities
Location:	51 E Galena Blvd Aurora, IL 60505-3313	Outcome: Availability/accessibility
		Matrix Code: Micro-Enterprise Assistance (18C) National Objective: LMCMC

Initial Funding Date: 08/10/2015

Description:

This activity will establish a micro-lending pool to make small business loans between 4500 and \$25,000 that support entrepreneurs who are unable to access traditional financing. The lending pool will be out-sourced to an entity that is experienced in micro-lending. A specific target of these loans will be the 300 + businesses with identified as existing within the city's NRSA. The program will make the NRSA its primary area of focus, and will make CDBG eligible block groups its secondary priority. CDBG funds for this project were committed in 2015; however, the project's funds have not been expended.

Financing

No data returned for this view. This might be because the applied filter excludes all data.

Proposed Accomplishments

Businesses : 100

Actual Accomplishments

Number assisted:

	Owner		Renter		Total		Person	
	Total	Hispanic	Total	Hispanic	Total	Hispanic	Total	Hispanic
White:	0	0	0	0	0	0		0
Black/African American:	0	0	0	0	0	0	0	0
Asian:	0	0	0	0	0	0	0	0
American Indian/Alaskan Native:	0	0	0	0	0	0	0	0
Native Hawaiian/Other Pacific Islander:	0	0	0	0	0	0	0	0
American Indian/Alaskan Native & White:	0	0	0	0	0	0	0	0
Asian White:	0	0	0	0	0	0	0	0
Black/African American & White:	0	0	0	0	0	0	0	0
American Indian/Alaskan Native & Black/African American:	0	0	0	0	0	0	0	0
Other multi-racial:	0	0	0	0	0	0	0	0
Asian/Pacific Islander:	0	0	0	0	0	0	0	0
Hispanic:	0	0	0	0	0	0	0	0
Total:	0	0	0	0	0	0	0	0

Female-headed Households:

0	0	0
---	---	---

Income Catearv:

	Owner	Renter	Total	Person
Extremely Low	0	0	0	0
Low Mod	0	0	0	0
Moderate	0	0	0	0
Non Low Moderate	0	0	0	0
Total	0	0	0	0
Percent Low/Mod				

Annual Accomplishments

No data returned for this view. This might be because the applied filter excludes all data.

PGM Year: 2015
Project: 0004 - Housing: Increase Home Ownership
IDIS Activity: 2156 - Fox Valley Habitat for Humanity- Working Families Rebuilding Neighborhoods

Status: Open Objective: Provide decent affordable housing
 Location: [REDACTED] Outcome: Affordability
 Matrix Code: Rehab; Single-Unit Residential (14A) National Objective: LMH

Initial Funding Date: 08/10/2015

Description:

The project will leverage other funds for the acquisition and rehab of 9 foreclosed homes for sale to eligible buyers.

Financing

	Fund Type	Grant Year	Grant	Funded Amount	Drawn In Program Year	Drawn Thru Program Year
CDBG	EN	2015	B15MC170002	\$50,000.00	\$0.00	\$50,000.00
Total	Total			\$50,000.00	\$0.00	\$50,000.00

Proposed Accomplishments

Housing Units : 7

Actual Accomplishments

Number assisted:

	Owner		Renter		Total		Person	
	Total	Hispanic	Total	Hispanic	Total	Hispanic	Total	Hispanic
White:	0	0	0	0	0	0	0	0
Black/African American:	2	0	0	0	2	0	0	0
Asian:	0	0	0	0	0	0	0	0
American Indian/Alaskan Native:	0	0	0	0	0	0	0	0
Native Hawaiian/Other Pacific Islander:	0	0	0	0	0	0	0	0
American Indian/Alaskan Native & White:	0	0	0	0	0	0	0	0
Asian White:	0	0	0	0	0	0	0	0
Black/African American & White:	0	0	0	0	0	0	0	0
American Indian/Alaskan Native & Black/African American:	0	0	0	0	0	0	0	0
Other multi-racial:	0	0	0	0	0	0	0	0
Asian/Pacific Islander:	0	0	0	0	0	0	0	0
Hispanic:	0	0	0	0	0	0	0	0
Total:	2	0	0	0	2	0	0	0

Female-headed Households: 1 0 1

Income Category:

	Owner	Renter	Total	Person
Extremely Low	0	0	0	0
Low Mod	2	0	2	0
Moderate	0	0	0	0

Non Low Moderate	0	0	0	0
Total	2	0	2	0
Percent Low/Mod	100.0%		100.0%	

Annual Accomplishments

Years	Accomplishment Narrative	# Benefiting
--------------	---------------------------------	---------------------

2015 Q1:Subrecipient Agreement pending - awaiting HUD Approval of City's 2015 AAP.

PGM Year: 2015

Project: 0007 - Public Facilities

IDIS Activity: 2164 - On-Site Parking Lot Improvements

Status: Open

Objective: Create suitable living environments

Location: 1110 Jericho Rd Aurora, IL 60506-5822

Outcome: Availability/accessibility

Matrix Code: Parking Facilities (03G)

National Objective: LMC

Initial Funding Date: 08/10/2015

Description:

Project will provide funding to rehabilitate the Pantry's existing parking lot to address and further accomodate parking and safety issues.
The improvements will include the installation of lighting (for evening hours), paving and re-paving of the parking lot, and the installation of a driveway along the west side of the pantry building to allow for more functional ingress and egress to the Pantry's site.

Financing

	Fund Type	Grant Year	Grant	Funded Amount	Drawn In Program Year	Drawn Thru Program Year
CDBG	EN	Pre-2015		\$150,000.00	\$0.00	\$0.00
		2014	B14MC170002		\$0.00	\$150,000.00
Total	Total			\$150,000.00	\$0.00	\$150,000.00

Proposed Accomplishments

Public Facilities : 6,800

Actual Accomplishments

<i>Number assisted:</i>	Owner		Renter		Total		Person	
	Total	Hispanic	Total	Hispanic	Total	Hispanic	Total	Hispanic
White:	0	0	0	0	0	0	16,891	12,537
Black/African American:	0	0	0	0	0	0	4,070	0
Asian:	0	0	0	0	0	0	172	0
American Indian/Alaskan Native:	0	0	0	0	0	0	0	0
Native Hawaiian/Other Pacific Islander:	0	0	0	0	0	0	61	0
American Indian/Alaskan Native & White:	0	0	0	0	0	0	20	0
Asian White:	0	0	0	0	0	0	0	0
Black/African American & White:	0	0	0	0	0	0	0	0
American Indian/Alaskan Native & Black/African American:	0	0	0	0	0	0	0	0
Other multi-racial:	0	0	0	0	0	0	69	0
Asian/Pacific Islander:	0	0	0	0	0	0	0	0
Hispanic:	0	0	0	0	0	0	0	0

Total: 0 0 0 0 0 0 0 21,283 12,537

Female-headed Households: 0 0 0

Income Catearorv:

	Owner	Renter	Total	Person
Extremely Low	0	0	0	0
Low Mod	0	0	0	0
Moderate	0	0	0	21,214
Non Low Moderate	0	0	0	21,200
Total	0	0	0	42,414
Percent Low/Mod				50.0%

Annual Accomplishments

Years **Accomplishment Narrative** **# Benefitting**

2015 Fundraising efforts continued to raise additional funds for the project.
 2016 Project's scope of work changed. As a result, the ERR needed to be updated (via RROF) and the appropriate public comment periods for the ERR
 2017 Project commenced in September 2017. Because the construction was weather dependent, the project is pending completion until spring 2018.

PGM Year: 2016
Project: 0012 - Section 108 Economic Development Loan Pool
IDIS Activity: 2187 - Aurora Arts Centre Development - Section 108

Status: Open Objective:
 Location: , Outcome:
 Matrix Code: Planned Repayment of Section 108 National Objective:

Initial Funding Date: 11/16/2017

Description:

Aurora Downtown Revitalization aka Aurora Arts Centre Development Project will result in the adaptive re-use of 5 E. Galena & 2-20 S. Stolp Ave. (former Waubonsee Community College Building) into the Aurora Arts Centre, a mixed-use arts and culture oriented community destination. A minimum of 60 (FTE) will be created.

Financing

	Fund Type	Grant Year	Grant	Funded Amount	Drawn In Program Year	Drawn Thru Program Year
CDBG	SL	2016	B16MC170002	\$3,000,000.00	\$0.00	\$3,000,000.00
Total	Total			\$3,000,000.00	\$0.00	\$3,000,000.00

Proposed Accomplishments

Actual Accomplishments

<i>Number assisted:</i>	Owner		Renter		Total		Person	
	Total	Hispanic	Total	Hispanic	Total	Hispanic	Total	Hispanic
White:					0	0		
Black/African American:					0	0		
Asian:					0	0		
American Indian/Alaskan Native:					0	0		

Native Hawaiian/Other Pacific Islander:	0	0							
American Indian/Alaskan Native & White:	0	0							
Asian White:	0	0							
Black/African American & White:	0	0							
American Indian/Alaskan Native & Black/African American:	0	0							
Other multi-racial:	0	0							
Asian/Pacific Islander:	0	0							
Hispanic:	0	0							
Total:	0	0	0	0	0	0	0	0	0

Female-headed Households: 0

Income Catearorv:

	Owner	Renter	Total	Person
Extremely Low			0	
Low Mod			0	
Moderate			0	
Non Low Moderate			0	
Total	0	0	0	0
Percent Low/Mod				

Annual Accomplishments

No data returned for this view. This might be because the applied filter excludes all data.

PGM Year:	2017
Project:	0001 - Neighborhood Revitalization/Improvements
IDIS Activity:	2188 - City of Aurora Engineering Division- Residential Resurfacing Program

Status:	Completed 7/24/2018 12:00:00 AM	Objective:	Create suitable living environments
Location:	51 E Galena Blvd Aurora, IL 60505-3313	Outcome:	Availability/accessibility
		Matrix Code:	Street Improvements (03K)
		National Objective:	LMA

Initial Funding Date: 11/15/2017

Description:

The project provides street resurfacing projects within low-mod income census tracts.

Financing

	Fund Type	Grant Year	Grant	Funded Amount	Drawn In Program Year	Drawn Thru Program Year
--	-----------	------------	-------	---------------	-----------------------	-------------------------

CDBG	EN	2017	B17MC170002	\$400,000.00	\$400,000.00	\$400,000.00
Total	Total			\$400,000.00	\$400,000.00	\$400,000.00

Proposed Accomplishments

People (General) : 10,000
 Total Population in Service Area: 5,175
 Census Tract Percent Low / Mod: 75.36

Annual Accomplishments

Years	Accomplishment Narrative	# Benefitting
-------	--------------------------	---------------

2018 The following streets will be resurfaced in spring 2018:

PGM Year: 2017

Project: 0010 - Housing: Increase Homeownership

IDIS Activity: 2189 - Choose Aurora - Down Payment Assistance

Status: Open Objective: Provide decent affordable housing
 Location: 51 E Galena Blvd Aurora, IL 60505-3313 Outcome: Affordability
 Matrix Code: Homeownership Assistance-excluding National Objective: LMH

Initial Funding Date: 11/15/2017

Description:

Administered through the City of Aurora, Choose Aurora is a down payment assistance 3-year forgivable loan program aimed at homebuyers within the City Limits that are atbelow 80% of the area median income. Potential first-time homebuyers of properties within the City's NRSA are eligible for a \$5,000 loan, with all other City first-time homeowners elig ble for a \$3,000 loan. Activity funding was increased via Substantial Amendment 2018-#1.

Financing

	Fund Type	Grant Year	Grant	Funded Amount	Drawn In Program Year	Drawn Thru Program Year
CDBG	EN	2017	B17MC170002	\$100,000.00	\$30,000.00	\$66,000.00
Total	Total			\$100,000.00	\$30,000.00	\$66,000.00

Proposed Accomplishments

Households (General) : 16

Actual Accomplishments

Number assisted:	Owner		Renter		Total		Person	
	Total	Hispanic	Total	Hispanic	Total	Hispanic	Total	Hispanic
White:	13	11	0	0	13	11	0	0
Black/African American:	1	0	0	0	1	0	0	0
Asian:	1	0	0	0	1	0	0	0
American Indian/Alaskan Native:	0	0	0	0	0	0	0	0
Native Hawaiian/Other Pacific Islander:	0	0	0	0	0	0	0	0
American Indian/Alaskan Native & White:	0	0	0	0	0	0	0	0
Asian White:	0	0	0	0	0	0	0	0
Black/African American & White:	0	0	0	0	0	0	0	0
American Indian/Alaskan Native & Black/African American:	0	0	0	0	0	0	0	0
Other multi-racial:	9	9	0	0	9	9	0	0

Asian/Pacific Islander:	0	0	0	0	0	0	0	0
Hispanic:	0	0	0	0	0	0	0	0
Total:	24	20	0	0	24	20	0	0

Female-headed Households: 5 0 5

Income Category:

	Owner	Renter	Total	Person
Extremely Low	1	0	1	0
Low Mod	5	0	5	0
Moderate	12	0	12	0
Non Low Moderate	0	0	0	0
Total	18	0	18	0
Percent Low/Mod	100.0%		100.0%	

Annual Accomplishments

Years	Accomplishment Narrative	# Benefitting
2017	Q1: Overwhelming response meant that we had an unexpected surge of applicants. Coupled with uncertainty over CDBG's future, we suspended the	
2018	Q1: Program was placed hold until 2017 funds were released by HUD in late November 2017.	

PGM Year: 2017

Project: 0009 - Public Services

IDIS Activity: 2194 - Family Focus- Early Childhood Services

Status: Completed 6/7/2018 4:23:59 PM Objective: Create suitable living environments
 Location: 550 2nd Ave Aurora, IL 60505-4416 Outcome: Availability/access bility
 Matrix Code: Youth Services (05D) National Objective: LMC

Initial Funding Date: 11/15/2017

Description:

The program offers educationally enhanced early childhood activities for children, while parents participate in adult services.

Financing

	Fund Type	Grant Year	Grant	Funded Amount	Drawn In Program Year	Drawn Thru Program Year
CDBG	EN	2017	B17MC170002	\$25,148.61	\$0.00	\$25,148.61
Total	Total			\$25,148.61	\$0.00	\$25,148.61

Proposed Accomplishments

People (General) : 100

Actual Accomplishments

Number assisted:	Owner		Renter		Total		Person	
	Total	Hispanic	Total	Hispanic	Total	Hispanic	Total	Hispanic
White:	0	0	0	0	0	0	133	133
Black/African American:	0	0	0	0	0	0	0	0

Asian:	0	0	0	0	0	0	0	0
American Indian/Alaskan Native:	0	0	0	0	0	0	0	0
Native Hawaiian/Other Pacific Islander:	0	0	0	0	0	0	0	0
American Indian/Alaskan Native & White:	0	0	0	0	0	0	0	0
Asian White:	0	0	0	0	0	0	0	0
Black/African American & White:	0	0	0	0	0	0	0	0
American Indian/Alaskan Native & Black/African American:	0	0	0	0	0	0	0	0
Other multi-racial:	0	0	0	0	0	0	0	0
Asian/Pacific Islander:	0	0	0	0	0	0	0	0
Hispanic:	0	0	0	0	0	0	0	0
Total:	0	0	0	0	0	0	133	133

Female-headed Households: 0 0 0

Income Category:

	Owner	Renter	Total	Person
Extremely Low	0	0	0	6
Low Mod	0	0	0	127
Moderate	0	0	0	0
Non Low Moderate	0	0	0	0
Total	0	0	0	133
Percent Low/Mod				100.0%

Annual Accomplishments

Years	Accomplishment Narrative	# Benefitting
-------	--------------------------	---------------

2017 Q1: During 1st quarter 2017, Family Focus was able to serve 42 children and 22 adults. We collaborate with SPARK and Breaking Free to provide

PGM Year: 2017

Project: 0009 - Public Services

IDIS Activity: 2195 - Marie Wilkinson Child Development Center- Marie Wilkinson Daycare Service

Status: Completed 8/30/2018 12:00:00 AM

Objective: Create suitable living environments

Location: 1144 E Galena Blvd PO Box 1911 Aurora, IL 60505-4522

Outcome: Availability/accessibility

Matrix Code: Youth Services (05D)

National Objective: LMC

Initial Funding Date: 11/15/2017

Description:

The program provides early child care and education readiness services to low-income families who are employed or in an approved education training program.

Financing

	Fund Type	Grant Year	Grant	Funded Amount	Drawn In Program Year	Drawn Thru Program Year
CDBG	EN	2017	B17MC170002	\$13,227.00	\$13,227.00	\$13,227.00
Total	Total			\$13,227.00	\$13,227.00	\$13,227.00

Proposed Accomplishments

People (General) : 180

Actual Accomplishments

Number assisted:	Owner		Renter		Total		Person	
	Total	Hispanic	Total	Hispanic	Total	Hispanic	Total	Hispanic
White:	0	0	0	0	0	0	4	0
Black/African American:	0	0	0	0	0	0	73	0
Asian:	0	0	0	0	0	0	0	0
American Indian/Alaskan Native:	0	0	0	0	0	0	0	0
Native Hawaiian/Other Pacific Islander:	0	0	0	0	0	0	0	0
American Indian/Alaskan Native & White:	0	0	0	0	0	0	0	0
Asian White:	0	0	0	0	0	0	0	0
Black/African American & White:	0	0	0	0	0	0	0	0
American Indian/Alaskan Native & Black/African American:	0	0	0	0	0	0	0	0
Other multi-racial:	0	0	0	0	0	0	0	0
Asian/Pacific Islander:	0	0	0	0	0	0	0	0
Hispanic:	0	0	0	0	0	0	0	0
Total:	0	0	0	0	0	0	77	0
Female-headed Households:	0		0		0			

Income Category:

	Owner	Renter	Total	Person
Extremely Low	0	0	0	74
Low Mod	0	0	0	3
Moderate	0	0	0	0
Non Low Moderate	0	0	0	0
Total	0	0	0	77
Percent Low/Mod				100.0%

Annual Accomplishments

Years	Accomplishment Narrative	# Benefitting
2017	Subrecipient Agreement was not executed until 3rd quarter. Each student enrolled in the program was given an individual education plan for the	
PGM Year:	2017	
Project:	0009 - Public Services	
IDIS Activity:	2197 - Quad County Urban League- Employment and Assistance Referral Program	
Status:	Completed 6/11/2018 12:00:00 AM	Objective: Create economic opportunities
Location:	1685 N Farnsworth Ave Aurora, IL 60505-1509	Outcome: Availability/accessibility
		Matrix Code: Employment Training (05H) National Objective: LMC

Initial Funding Date: 11/15/2017

Description:

The Employment and Referral Assistance Program serves Aurora residents by assisting them in attaining the skills necessary to become gainfully employed.

Financing

	Fund Type	Grant Year	Grant	Funded Amount	Drawn In Program Year	Drawn Thru Program Year
CDBG	EN	2017	B17MC170002	\$9,510.24	\$7,864.91	\$9,510.24
Total	Total			\$9,510.24	\$7,864.91	\$9,510.24

Proposed Accomplishments

People (General) : 200

Actual Accomplishments

Number assisted:

	Owner		Renter		Total		Person	
	Total	Hispanic	Total	Hispanic	Total	Hispanic	Total	Hispanic
White:	0	0	0	0	0	0	56	51
Black/African American:	0	0	0	0	0	0	85	0
Asian:	0	0	0	0	0	0	0	0
American Indian/Alaskan Native:	0	0	0	0	0	0	2	2
Native Hawaiian/Other Pacific Islander:	0	0	0	0	0	0	1	1
American Indian/Alaskan Native & White:	0	0	0	0	0	0	0	0
Asian White:	0	0	0	0	0	0	0	0
Black/African American & White:	0	0	0	0	0	0	1	0
American Indian/Alaskan Native & Black/African American:	0	0	0	0	0	0	0	0
Other multi-racial:	0	0	0	0	0	0	14	10
Asian/Pacific Islander:	0	0	0	0	0	0	0	0
Hispanic:	0	0	0	0	0	0	0	0
Total:	0	0	0	0	0	0	159	64
Female-headed Households:	0		0		0			

Income Catearv:

	Owner	Renter	Total	Person
Extremely Low	0	0	0	117
Low Mod	0	0	0	31
Moderate	0	0	0	11
Non Low Moderate	0	0	0	0
Total	0	0	0	159
Percent Low/Mod				100.0%

Annual Accomplishments

Years	Accomplishment Narrative	# Benefitting
2017	Q1: Fourteen clients have partic pated in work readiness, enrolled in job training programs/internships, and enrolled in GED or college readiness	
PGM Year:	2017	
Project:	0003 - Public Facilities	

IDIS Activity: 2200 - PADS - Grease Trap Project

Status: Canceled 7/23/2018 6:27:30 PM Objective: Create suitable living environments
 Location: 659 S River St Aurora, IL 60506-5551 Outcome: Availability/access bility
 Matrix Code: Homeless Facilities (not operating) National Objective: LMC

Initial Funding Date: 12/15/2017

Description:

The project will result in the installation of two grease traps in the Transitional Living Community and one grease trap at the Emergency Shelter. Project canceled via written request (7-3-18) from Ryan Dowd, Executive Director, Hesed House. Cancellation is due to cost reasonableness concerns and procurement compliance with HUD regulations. Funds were not obligated in IDIS.

Financing

No data returned for this view. This might be because the applied filter excludes all data.

Proposed Accomplishments

Public Facilities : 700

Actual Accomplishments

<i>Number assisted:</i>	Owner		Renter		Total		Person	
	Total	Hispanic	Total	Hispanic	Total	Hispanic	Total	Hispanic
White:	0	0	0	0	0	0	0	0
Black/African American:	0	0	0	0	0	0	0	0
Asian:	0	0	0	0	0	0	0	0
American Indian/Alaskan Native:	0	0	0	0	0	0	0	0
Native Hawaiian/Other Pacific Islander:	0	0	0	0	0	0	0	0
American Indian/Alaskan Native & White:	0	0	0	0	0	0	0	0
Asian White:	0	0	0	0	0	0	0	0
Black/African American & White:	0	0	0	0	0	0	0	0
American Indian/Alaskan Native & Black/African American:	0	0	0	0	0	0	0	0
Other multi-racial:	0	0	0	0	0	0	0	0
Asian/Pacific Islander:	0	0	0	0	0	0	0	0
Hispanic:	0	0	0	0	0	0	0	0
Total:	0	0	0	0	0	0	0	0
Female-headed Households:	0		0		0			
<i>Income Catearor:</i>	Owner	Renter	Total	Person				
Extremely Low	0	0	0	0				

Low Mod	0	0	0	0
Moderate	0	0	0	0
Non Low Moderate	0	0	0	0
Total	0	0	0	0
Percent Low/Mod				

Annual Accomplishments

Years	Accomplishment Narrative	# Benefitting
2017	Q4:During this period, the Grant Agreement for the Grease Trap Project was signed with the City of Aurora (in November.) Also, the bid notice is	
PGM Year:	2017	
Project:	0003 - Public Facilities	
IDIS Activity:	2201 - Jennings Terrace - Flooring Improvement, Phase 3B	
Status:	Completed 8/3/2018 12:00:00 AM	Objective: Create suitable living environments
Location:	275 S Lasalle St Aurora, IL 60505-4258	Outcome: Availability/accessibility
		Matrix Code: Senior Centers (03A) National Objective: LMC

Initial Funding Date: 12/15/2017

Description:

The project provides facility rehab for the fourth and final phase (3B) of new flooring renovations for the Skilled Nursing and Memory Healthcare facility. Funds to be used for construction costs. Presumed Benefit Activity -Elderly

Financing

	Fund Type	Grant Year	Grant	Funded Amount	Drawn In Program Year	Drawn Thru Program Year
CDBG	EN	2017	B17MC170002	\$16,000.00	\$16,000.00	\$16,000.00
Total	Total			\$16,000.00	\$16,000.00	\$16,000.00

Proposed Accomplishments

Public Facilities : 103

Actual Accomplishments

Number assisted:	Owner		Renter		Total		Person	
	Total	Hispanic	Total	Hispanic	Total	Hispanic	Total	Hispanic
White:	0	0	0	0	0	0	124	63
Black/African American:	0	0	0	0	0	0	2	1
Asian:	0	0	0	0	0	0	0	0
American Indian/Alaskan Native:	0	0	0	0	0	0	0	0
Native Hawaiian/Other Pacific Islander:	0	0	0	0	0	0	0	0
American Indian/Alaskan Native & White:	0	0	0	0	0	0	0	0
Asian White:	0	0	0	0	0	0	0	0
Black/African American & White:	0	0	0	0	0	0	0	0
American Indian/Alaskan Native & Black/African American:	0	0	0	0	0	0	0	0
Other multi-racial:	0	0	0	0	0	0	0	0
Asian/Pacific Islander:	0	0	0	0	0	0	0	0

Hispanic:	0	0	0	0	0	0	0	0
Total:	0	0	0	0	0	0	126	64

Female-headed Households: 0 0 0

Income Category:

	Owner	Renter	Total	Person
Extremely Low	0	0	0	40
Low Mod	0	0	0	52
Moderate	0	0	0	20
Non Low Moderate	0	0	0	14
Total	0	0	0	126
Percent Low/Mod	88.9%			

Annual Accomplishments

Years	Accomplishment Narrative	# Benefitting
-------	--------------------------	---------------

2017 Subrecipient Agreement not executed due to delayed release of HUD funds (Nov. 2017).

2018 Q1: No outcomes to report. Flooring Installation Project has not begun.

PGM Year: 2017

Project: 0005 - Housing: Improve existing housing

IDIS Activity: 2203 - Rebuilding Together Aurora- Safe at Home

Status: Open

Objective: Create suitable living environments

Location: 111 W Downer Pl 5th Floor Aurora, IL 60506-6112

Outcome: Availability/accessibility

Matrix Code: Rehab; Single-Unit Residential (14A)

National Objective: LMH

Initial Funding Date: 12/15/2017

Description:

The program assists low to moderate income senior and disabled residents with ramps and home repairs, and health/safety related code violations.

Financing

	Fund Type	Grant Year	Grant	Funded Amount	Drawn In Program Year	Drawn Thru Program Year
CDBG	EN	2017	B17MC170002	\$130,000.00	\$64,768.20	\$70,275.25
Total	Total			\$130,000.00	\$64,768.20	\$70,275.25

Proposed Accomplishments

Housing Units : 28

Actual Accomplishments

<i>Number assisted:</i>	Owner		Renter		Total		Person	
	Total	Hispanic	Total	Hispanic	Total	Hispanic	Total	Hispanic
White:	14	12	0	0	14	12	0	0
Black/African American:	4	2	0	0	4	2	0	0
Asian:	0	0	0	0	0	0	0	0

American Indian/Alaskan Native:	0	0	0	0	0	0	0	0
Native Hawaiian/Other Pacific Islander:	0	0	0	0	0	0	0	0
American Indian/Alaskan Native & White:	0	0	0	0	0	0	0	0
Asian White:	0	0	0	0	0	0	0	0
Black/African American & White:	0	0	0	0	0	0	0	0
American Indian/Alaskan Native & Black/African American:	0	0	0	0	0	0	0	0
Other multi-racial:	0	0	0	0	0	0	0	0
Asian/Pacific Islander:	0	0	0	0	0	0	0	0
Hispanic:	0	0	0	0	0	0	0	0
Total:	18	14	0	0	18	14	0	0

Female-headed Households: 9 0 9

Income Category:

	Owner	Renter	Total	Person
Extremely Low	5	0	5	0
Low Mod	6	0	6	0
Moderate	7	0	7	0
Non Low Moderate	0	0	0	0
Total	18	0	18	0
Percent Low/Mod	100.0%		100.0%	

Annual Accomplishments

Years	Accomplishment Narrative	# Benefitting
-------	--------------------------	---------------

2017 Q4 2017: Agreement for 2017 PY funds executed on December 1, 2017.

2018 Q1: This quarter we completed work and submitted reimbursement requests on 2 homes. Both homes received wa k-in showers and ADA toilets. In

PGM Year: 2017

Project: 0005 - Housing: Improve existing housing

IDIS Activity: 2204 - Joseph Corporation- Safety First Program

Status: Open

Objective: Create suitable living environments

Location: 32 S Broadway Aurora, IL 60505-3308

Outcome: Availability/access bility

Matrix Code: Rehab; Single-Unit Residential (14A)

National Objective: LMH

Initial Funding Date: 12/15/2017

Description:

The project provides urgent rehabilitation of homes owned by low-income homeowners, for code related deficiencies. Funds to be used for construction costs as well as administrative and program management costs.

Financing

	Fund Type	Grant Year	Grant	Funded Amount	Drawn In Program Year	Drawn Thru Program Year
CDBG	EN	2017	B17MC170002	\$216,285.00	\$14,974.73	\$14,974.73
Total	Total			\$216,285.00	\$14,974.73	\$14,974.73

Proposed Accomplishments

Housing Units : 45

Actual Accomplishments

Number assisted:	Owner		Renter		Total		Person	
	Total	Hispanic	Total	Hispanic	Total	Hispanic	Total	Hispanic
White:	5	2	0	0	5	2	0	0
Black/African American:	0	0	0	0	0	0	0	0
Asian:	0	0	0	0	0	0	0	0
American Indian/Alaskan Native:	0	0	0	0	0	0	0	0
Native Hawaiian/Other Pacific Islander:	0	0	0	0	0	0	0	0
American Indian/Alaskan Native & White:	0	0	0	0	0	0	0	0
Asian White:	0	0	0	0	0	0	0	0
Black/African American & White:	0	0	0	0	0	0	0	0
American Indian/Alaskan Native & Black/African American:	0	0	0	0	0	0	0	0
Other multi-racial:	0	0	0	0	0	0	0	0
Asian/Pacific Islander:	0	0	0	0	0	0	0	0
Hispanic:	0	0	0	0	0	0	0	0
Total:	5	2	0	0	5	2	0	0
Female-headed Households:	0		0		0			

Income Category:

	Owner	Renter	Total	Person
Extremely Low	1	0	1	0
Low Mod	2	0	2	0
Moderate	2	0	2	0
Non Low Moderate	0	0	0	0
Total	5	0	5	0
Percent Low/Mod	100.0%		100.0%	

Annual Accomplishments

Years	Accomplishment Narrative	# Benefitting
2018	Q1: Nothing completed in the first quarter. 5 Pending documentation from applicant.	
PGM Year:	2016	
Project:	0001 - Economic Development: Small Business	
IDIS Activity:	2208 - Aurora Arts Centre - TCB Economic Development	
Status:	Open	Objective: Create economic opportunities
Location:	5 E Galena Blvd 2-20 South Stolp Ave. Aurora, IL 60506-4128	Outcome: Availability/accessibility
		Matrix Code: Rehab; Publicly or Privately-Owned
		National Objective: LMASA

Initial Funding Date: 11/08/2017

Description:

This project will create permanent jobs which will meet the national objective of benefit to low- and moderate income persons on area basis under 24 CFR 570.208(a)(1)(vii).

The project, located at 5 E. Galena Boulevard & 2-20 S.

Stolp Avenue and within the Neighborhood Revitalization Strategy Area in Aurora, Illinois 60505, encompasses over 35,000 square feet of downtown space with an arts-focused theme.

The PROJECT will result in the adaptive re-use of the bottom two floors (the floor at street level on Galena Boulevard and the basement) of the former Waubonsee Community College building

Financing

	Fund Type	Grant Year	Grant	Funded Amount	Drawn In Program Year	Drawn Thru Program Year
CDBG	EN	Pre-2015		\$329,743.12	\$0.00	\$0.00
		2014	B14MC170002		\$329,743.12	\$329,743.12
		2015	B15MC170002	\$184,762.35	\$184,762.35	\$184,762.35
	2016	B16MC170002	\$140,345.16	\$140,345.16	\$140,345.16	
	LA	2009	B09MC170002	\$45,149.37	\$45,149.37	\$45,149.37
Total	Total			\$700,000.00	\$700,000.00	\$700,000.00

Proposed Accomplishments

Jobs : 14

Annual Accomplishments

Years	Accomplishment Narrative	# Benefitting
-------	--------------------------	---------------

2017 Thirteen businesses inquired about the CDBG Microenterprise program. Four businesses exceeded the income thresholds. Three were ineligible

PGM Year: 2016

Project: 0012 - Section 108 Economic Development Loan Pool

IDIS Activity: 2209 - Aurora Arts Centre Development - Section 108 Financing and Admin Fee

Status: Open

Objective: Create economic opportunities

Location: 5 E Galena Blvd Aurora, IL 60506-4128

Outcome: Availability/accessibility

Matrix Code: Payment of costs of Section 108

National Objective: LMJ

Initial Funding Date: 03/19/2018

Description:

Aurora Downtown Revitalization aka Aurora Arts Centre Development Project will result in the adaptive re-use of 5 E.

Galena & 2-20 S.

Stolp Ave.

(former Waubonsee Community College Building) into the Aurora Arts Centre, a mixed-use arts and culture oriented community destination.

A minimum of 60 (FTE) will be created.

Financing

	Fund Type	Grant Year	Grant	Funded Amount	Drawn In Program Year	Drawn Thru Program Year
CDBG	EN	2015	B15MC170002	\$597.66	\$597.66	\$597.66
		2016	B16MC170002	\$72,245.13	\$72,245.13	\$72,245.13
		2017	B17MC170002	\$53,863.04	\$1,083.04	\$1,083.04
	LA	2015	B15MC170002	\$9,294.17	\$9,294.17	\$9,294.17
Total	Total			\$136,000.00	\$83,220.00	\$83,220.00

Proposed Accomplishments

Actual Accomplishments

Number assisted:	Owner		Renter		Total		Person	
	Total	Hispanic	Total	Hispanic	Total	Hispanic	Total	Hispanic

White:	0	0	0	0	0	0	0	0
Black/African American:	0	0	0	0	0	0	0	0
Asian:	0	0	0	0	0	0	0	0
American Indian/Alaskan Native:	0	0	0	0	0	0	0	0
Native Hawaiian/Other Pacific Islander:	0	0	0	0	0	0	0	0
American Indian/Alaskan Native & White:	0	0	0	0	0	0	0	0
Asian White:	0	0	0	0	0	0	0	0
Black/African American & White:	0	0	0	0	0	0	0	0
American Indian/Alaskan Native & Black/African American:	0	0	0	0	0	0	0	0
Other multi-racial:	0	0	0	0	0	0	0	0
Asian/Pacific Islander:	0	0	0	0	0	0	0	0
Hispanic:	0	0	0	0	0	0	0	0
Total:	0	0	0	0	0	0	0	0

Female-headed Households: 0 0 0

Income Category:

	Owner	Renter	Total	Person
Extremely Low	0	0	0	0
Low Mod	0	0	0	0
Moderate	0	0	0	0
Non Low Moderate	0	0	0	0
Total	0	0	0	0
Percent Low/Mod				

Annual Accomplishments

No data returned for this view. This might be because the applied filter excludes all data.

PGM Year:	2018
Project:	0003 - Public Facilities
IDIS Activity:	2227 - Marie Wi kinson Food Pantry Parking Lot Project

Status:	Open	Objective:	Create suitable living environments
Location:	834 N Highland Ave Aurora, IL 60506-2204	Outcome:	Availability/accessibility
		Matrix Code:	Parking Facilities (03G)
		National Objective:	LMC

Initial Funding Date: 03/19/2018

Description:

Public facility improvement to allow for additional parking for patron and volunteer safety.

Financing

	Fund Type	Grant Year	Grant	Funded Amount	Drawn In Program Year	Drawn Thru Program Year
CDBG	EN	2016	B16MC170002	\$87,773.41	\$87,773.41	\$87,773.41
		2017	B17MC170002	\$2,926.59	\$2,926.59	\$2,926.59
Total	Total			\$90,700.00	\$90,700.00	\$90,700.00

Proposed Accomplishments

Public Facilities : 6,160

Actual Accomplishments

<i>Number assisted:</i>	Owner		Renter		Total		Person	
	Total	Hispanic	Total	Hispanic	Total	Hispanic	Total	Hispanic
White:	0	0	0	0	0	0	6,794	5,280
Black/African American:	0	0	0	0	0	0	1,438	60
Asian:	0	0	0	0	0	0	193	6
American Indian/Alaskan Native:	0	0	0	0	0	0	13	0
Native Hawaiian/Other Pacific Islander:	0	0	0	0	0	0	76	0
American Indian/Alaskan Native & White:	0	0	0	0	0	0	0	0
Asian White:	0	0	0	0	0	0	25	0
Black/African American & White:	0	0	0	0	0	0	69	0
American Indian/Alaskan Native & Black/African American:	0	0	0	0	0	0	0	0
Other multi-racial:	0	0	0	0	0	0	104	68
Asian/Pacific Islander:	0	0	0	0	0	0	0	0
Hispanic:	0	0	0	0	0	0	0	0
Total:	0	0	0	0	0	0	8,712	5,414

Female-headed Households: 0 0 0

Income Catearorv:

	Owner	Renter	Total	Person
Extremely Low	0	0	0	5,698
Low Mod	0	0	0	2,427
Moderate	0	0	0	474
Non Low Moderate	0	0	0	113
Total	0	0	0	8,712
Percent Low/Mod				98.7%

Annual Accomplishments

Years	Accomplishment Narrative	# Benefitting
2018	Q1: MWFP subrecipient agreement was executed on March 7, 2018.	
PGM Year:	2018	
Project:	0014 - Section 108 Interest Payment for Aurora Arts Centre	

IDIS Activity: 2229 - Section 108 Interest Payment for Aurora Arts Centre

Status: Open
 Location: ,

Objective:
 Outcome:
 Matrix Code: Payment of interest on Section 108
 National Objective:

Initial Funding Date: 10/03/2018

Description:

Until loan payments begin on the Aurora Arts Centre project in 201920; CDBG funds will be used to cover the quarterly Section 108 loan interest fees. Via Substantial Amendment 2018-#4, prior year program funds and addition \$31,453.91 of unallocated 2018 funds was added to this activity.

Financing

	Fund Type	Grant Year	Grant	Funded Amount	Drawn In Program Year	Drawn Thru Program Year
CDBG	EN	2015	B15MC170002	\$100,865.71	\$57,576.54	\$57,576.54
		2016	B16MC170002	\$10,570.31	\$0.00	\$0.00
		2017	B17MC170002	\$51,162.57	\$0.00	\$0.00
Total	Total			\$162,598.59	\$57,576.54	\$57,576.54

Proposed Accomplishments

Actual Accomplishments

Number assisted:

	Owner		Renter		Total		Person	
	Total	Hispanic	Total	Hispanic	Total	Hispanic	Total	Hispanic
White:					0	0		
Black/African American:					0	0		
Asian:					0	0		
American Indian/Alaskan Native:					0	0		
Native Hawaiian/Other Pacific Islander:					0	0		
American Indian/Alaskan Native & White:					0	0		
Asian White:					0	0		
Black/African American & White:					0	0		
American Indian/Alaskan Native & Black/African American:					0	0		
Other multi-racial:					0	0		
Asian/Pacific Islander:					0	0		
Hispanic:					0	0		
Total:	0	0	0	0	0	0	0	0

Female-headed Households:

0

Income Category:

	Owner	Renter	Total	Person
Extremely Low			0	
Low Mod			0	
Moderate			0	
Non Low Moderate			0	

Total	0	0	0	0
Percent Low/Mod				

Annual Accomplishments

No data returned for this view. This might be because the applied filter excludes all data.

Total Funded Amount:	\$12,724,878.29
Total Drawn Thru Program Year:	\$12,252,869.04
Total Drawn In Program Year:	\$1,478,331.38

PR03 - AURORA

Page: 1 of 1

This page left intentionally blank.

Appendix B

PR-06 – Summary of Consolidated Plan Projects

This page left intentionally blank.

PR06 - Summary of Consolidated Plan Projects for Report Year

Page by:
Grantee: AURORA

Plan Year	IDIS Project	Project Title and Description	Program	Metrics	Project Estimate	Committed Amount	Amount Drawn Thru Report	Amount Available to	Amount Drawn in Report Year
		Initiate improvement efforts in locally selected geographical areas that complement the City Neighborhood Plans, especially within the NRSA and LMI Census Tracts. TBD. 1. City of Aurora: Road Resurfacing Project in the following LMI Census Tract Areas (\$400,000): 1. UNION ST from FRONT ST to SUPERIOR ST 2. FENTON ST from OHIO ST to TRASK ST 3. SPENCER ST from E DOWNER PL to NORTH AV 4. NORTH PARK AV from PENNSYLVANIA AV to HAMMOND DR 5. OLD INDIAN TR from HIGHLAND AV to ELMWOOD DR 6. TAYLOR AV from NEW HAVEN AV to ROBERT ST 7. COLORADO AV from HAMMOND AV to HIGHLAND AV 8. CALIFORNIA AV from HAMMOND AV to HIGHLAND AV Low to moderate income census tracts. Substantial Amendment #2018-#4: Increase the 2018 Street Resurfacing Budget by \$168,853.17 (rounded to nearest dollar)							
2018	1	Neighborhood Revitalization/Improvements	CDBG		\$618,853.17	\$0.00	\$0.00	\$0.00	\$0.00
2018	2	Administration (CDBG and HOME)	CDBG		\$328,316.00	\$0.00	\$0.00	\$0.00	\$0.00
2018	2	Administration (CDBG and HOME)	HOME		\$75,055.00	\$0.00	\$0.00	\$0.00	\$0.00
		The public facility projects include improvements/upgrades to two non-profit facilities (homeless shelter and senior assisted living facility). Via the City's Citizen participation process, an additional \$181,570.85 was allocated to a future project. Via Substantial Amendment 2018-#1, prior year program funds in the amount of \$90,700 were allocated to the Marie Wilkinson Food Pantry for a Parking Lot Safety Improvement projects. Via Substantial Amendment 2018-#4, funds from the Public Facilities TBD activity in the amount \$23,720.27 were reallocated to the 2017 Fox Valley Habitat for Humanity Home Ownership Project. Via Substantial Amendment 2018-#4, Hesed House was allocated \$80,689 (of which \$12,717.68 was 2018 PY Funds) for an HVAC Installation Project. Via Substantial Amendment 2018-#4, an additional \$168,853.17 has been reprogrammed from Public Facilities to provide additional funding for the City's 2018 Street Resurfacing Program. Via Substantial Amendment 2018-#4, funds in the amount of \$80,689 will be allocated to Hesed House for an HVAC Installation project at 659 River St., Aurora, IL (includes prior year 2014 funds)							
2018	3	Public Facilities	CDBG		\$333,997.56	\$90,700.00	\$90,700.00	\$0.00	\$90,700.00
2018	4	Public Services/Elderly/Special Needs	CDBG		\$30,000.00	\$0.00	\$0.00	\$0.00	\$0.00
		This project will provide care coordinator services for seniors and persons with disabilities age 18 and over that will allow them to live safely with improved health and dignity in their homes and community as long as possible. A forgivable loan program to make micro- and small business forgivable loans between \$10 - \$15,000 that support entrepreneurs who are unable to access traditional financing. This program will prioritize business owners within the s NRSA and LMI census tract areas. Via Substantial Amendment 2018-#4, the original amount was decreased by \$100,000. The remaining \$50,000 was allocated to Invest Aurora for its Micro-Business Forgivable Loan Program							
2018	7	Economic Development	CDBG		\$50,000.00	\$0.00	\$0.00	\$0.00	\$0.00
		The City will work with a Community Housing Development Organization(s) (CHDO) to develop affordable rental housing units. The City will work with a developer to provide affordable rental housing for low and moderate income homeowners. HOME funded projects will be determined at a future date and approved via the City's Citizen Participation Plan for Substantial Amendments.							
2018	8	CHDO Project (HOME)	HOME		\$112,583.00	\$0.00	\$0.00	\$0.00	\$0.00
		This project supports public services agencies that provide supportive services for youth, unemployed persons and homelessness prevention. Via Substantial Amendment 2018-#4, the National Latino Education Institute (\$20,000) has been cancelled; the expected 15 beneficiaries has been subtracted from the below goal outcome indicator and the estimated CDBG amount to be expended has been subtracted as well. Funds have been reprogrammed to the Choose Aurora down payment assistance program.							
2018	9	Public Services	CDBG		\$154,379.00	\$0.00	\$0.00	\$0.00	\$0.00
		This project is administered through the City of Aurora, Choose Aurora is a down payment assistance forgivable loan program (with loan amounts between \$3,000 - \$10,000 and not to exceed up to 50% of the lender required down payment amount) aimed at first time homebuyers within the City Limits that are at/below 80% of the area median income. Via Substantial Amendment 2018-#4, the National Latino Education Institute (\$20,000) has been cancelled. Funds have been reprogrammed to the Choose Aurora down payment assistance program.							
		An additional \$23,720.27 has been reprogrammed from the 2018 Economic Development project to the Fox Valley Habitat for Humanity's 2017 Home Ownership Project. An additional \$26,279.73 of unexpended funds have been reprogrammed from Habitat's 2015 project to their 2017 Home Ownership Project. The total reprogrammed amount (PY15 and 18 funds) under Substantial Amendment 2018-#4 is \$50,000.							
2018	10	Housing: Increase Homeownership	CDBG		\$93,720.27	\$0.00	\$0.00	\$0.00	\$0.00
		Selected project activities must relate to street outreach, emergency shelter, homelessness prevention, rapid re-housing, and Homeless management Information System (HMIS) Collection as well as program administration costs (7.5% of allocation = \$10,221). Direct project activities will be approved via the City's Citizen Participation Plan for Substantial amendments.							
2018	11	Homelessness Prevention: Program Admin and Dire	HESG		\$136,287.00	\$0.00	\$0.00	\$0.00	\$0.00
2018	12	Housing: Improve existing housing	HOME		\$133,719.00	\$0.00	\$0.00	\$0.00	\$0.00
		This project which provides for housing rehabilitation for senior citizens and disabled homeowners to improve existing housing supply with units brought to code, made energy efficient and accessible. This project will redevelop or create rental units, replacement units for scattered site housing, elderly, special needs or homeless. The City will work with a developer to provide affordable rental housing for low and moderate income homeowners. HOME funded projects will be determined at a future date and approved via the City's Citizen Participation Plan for Substantial Amendments.							
2018	13	Housing: Rental (HOME)	HOME		\$562,915.00	\$600,000.00	\$600,000.00	\$0.00	\$600,000.00
		Via Substantial Amendment 2018-#3: CDBG funds will be used to cover the quarterly Section 108 Loan interest payments for the Aurora Arts Centre until the project's loan repayments begin.							
2018	14	Section 108 Interest Payment for Aurora Arts Centre	CDBG		\$200,000.00	\$162,598.59	\$57,576.54	\$105,022.05	\$57,576.54

This page left intentionally blank.

Appendix C

PR-22 – Status of HOME Activities (Entitlement)

This page left intentionally blank.



U.S. Department of Housing and Urban Development
Office of Community Planning and Development
Integrated Disbursement and Information System
Status of HOME Activities - Entitlement
AURORA, IL

DATE: 02-01-19
TIME: 16:27
PAGE: 1

IDIS - PR22

Tenure Type	Activity Type	IDIS Activity	Activity Address	Activity Status	Status Date	Total Units	Home Units	Initial Funding Date	Committed Amount	Drawn Amount	PCT
Rental	REHABILITATION	2232	104 E Downer Pl 2-20 Stolp Avenue , Aurora IL, 60505	Final Draw	11/02/18	76	12	09/11/18	\$600,000.00	\$600,000.00	100.00%

This page left intentionally blank.

Appendix D

PR-26 – CDBG Financial Summary and Activity Report

This page left intentionally blank.

Office of Community Planning and Development
 U.S. Department of Housing and Urban Development
 Integrated Disbursement and Information System
 PR26 - CDBG Financial Summary Report
 Program Year 2018
 AURORA , IL

DATE: 02-20-19
 TIME: 9:48
 PAGE: 1

PART I: SUMMARY OF CDBG RESOURCES

01 UNEXPENDED CDBG FUNDS AT END OF PREVIOUS PROGRAM YEAR	2,013,791.49
02 ENTITLEMENT GRANT	1,641,583.00
03 SURPLUS URBAN RENEWAL	0.00
04 SECTION 108 GUARANTEED LOAN FUNDS	0.00
05 CURRENT YEAR PROGRAM INCOME	59,236.72
05a CURRENT YEAR SECTION 108 PROGRAM INCOME (FOR SI TYPE)	0.00
06 FUNDS RETURNED TO THE LINE-OF-CREDIT	8,535.81
06a FUNDS RETURNED TO THE LOCAL CDBG ACCOUNT	73,941.93
07 ADJUSTMENT TO COMPUTE TOTAL AVAILABLE	0.00
08 TOTAL AVAILABLE (SUM, LINES 01-07)	3,797,088.95

PART II: SUMMARY OF CDBG EXPENDITURES

09 DISBURSEMENTS OTHER THAN SECTION 108 REPAYMENTS AND PLANNING/ADMINISTRATION	1,420,754.84
10 ADJUSTMENT TO COMPUTE TOTAL AMOUNT SUBJECT TO LOW/MOD BENEFIT	0.00
11 AMOUNT SUBJECT TO LOW/MOD BENEFIT (LINE 09 + LINE 10)	1,420,754.84
12 DISBURSED IN IDIS FOR PLANNING/ADMINISTRATION	0.00
13 DISBURSED IN IDIS FOR SECTION 108 REPAYMENTS	57,576.54
14 ADJUSTMENT TO COMPUTE TOTAL EXPENDITURES	0.00
15 TOTAL EXPENDITURES (SUM, LINES 11-14)	1,478,331.38
16 UNEXPENDED BALANCE (LINE 08 - LINE 15)	2,318,757.57

PART III: LOWMOD BENEFIT THIS REPORTING PERIOD

17 EXPENDED FOR LOW/MOD HOUSING IN SPECIAL AREAS	0.00
18 EXPENDED FOR LOW/MOD MULTI-UNIT HOUSING	0.00
19 DISBURSED FOR OTHER LOW/MOD ACTIVITIES	637,534.84
20 ADJUSTMENT TO COMPUTE TOTAL LOW/MOD CREDIT	0.00
21 TOTAL LOW/MOD CREDIT (SUM, LINES 17-20)	637,534.84
22 PERCENT LOW/MOD CREDIT (LINE 21/LINE 11)	44.87%

LOW/MOD BENEFIT FOR MULTI-YEAR CERTIFICATIONS

23 PROGRAM YEARS(PY) COVERED IN CERTIFICATION	PY: PY: PY:
24 CUMULATIVE NET EXPENDITURES SUBJECT TO LOW/MOD BENEFIT CALCULATION	0.00
25 CUMULATIVE EXPENDITURES BENEFITING LOW/MOD PERSONS	0.00
26 PERCENT BENEFIT TO LOW/MOD PERSONS (LINE 25/LINE 24)	0.00%

PART IV: PUBLIC SERVICE (PS) CAP CALCULATIONS

27 DISBURSED IN IDIS FOR PUBLIC SERVICES	21,091.91
28 PS UNLIQUIDATED OBLIGATIONS AT END OF CURRENT PROGRAM YEAR	0.00
29 PS UNLIQUIDATED OBLIGATIONS AT END OF PREVIOUS PROGRAM YEAR	0.00
30 ADJUSTMENT TO COMPUTE TOTAL PS OBLIGATIONS	0.00
31 TOTAL PS OBLIGATIONS (LINE 27 + LINE 28 - LINE 29 + LINE 30)	21,091.91
32 ENTITLEMENT GRANT	1,641,583.00
33 PRIOR YEAR PROGRAM INCOME	5,947.50
34 ADJUSTMENT TO COMPUTE TOTAL SUBJECT TO PS CAP	0.00
35 TOTAL SUBJECT TO PS CAP (SUM, LINES 32-34)	1,647,530.50
36 PERCENT FUNDS OBLIGATED FOR PS ACTIVITIES (LINE 31/LINE 35)	1.28%

PART V: PLANNING AND ADMINISTRATION (PA) CAP

37 DISBURSED IN IDIS FOR PLANNING/ADMINISTRATION	0.00
38 PA UNLIQUIDATED OBLIGATIONS AT END OF CURRENT PROGRAM YEAR	0.00
39 PA UNLIQUIDATED OBLIGATIONS AT END OF PREVIOUS PROGRAM YEAR	0.00
40 ADJUSTMENT TO COMPUTE TOTAL PA OBLIGATIONS	0.00
41 TOTAL PA OBLIGATIONS (LINE 37 + LINE 38 - LINE 39 +LINE 40)	0.00
42 ENTITLEMENT GRANT	1,641,583.00
43 CURRENT YEAR PROGRAM INCOME	59,236.72
44 ADJUSTMENT TO COMPUTE TOTAL SUBJECT TO PA CAP	0.00
45 TOTAL SUBJECT TO PA CAP (SUM, LINES 42-44)	1,700,819.72
46 PERCENT FUNDS OBLIGATED FOR PA ACTIVITIES (LINE 41/LINE 45)	0.00%

LINE 17 DETAIL: ACTIVITIES TO CONSIDER IN DETERMINING THE AMOUNT TO ENTER ON LINE 17

Report returned no data.

LINE 18 DETAIL: ACTIVITIES TO CONSIDER IN DETERMINING THE AMOUNT TO ENTER ON LINE 18

Report returned no data.

LINE 19 DETAIL: ACTIVITIES INCLUDED IN THE COMPUTATION OF LINE 19

Plan Year	IDIS Project	IDIS Activity	Voucher Number	Activity Name	Matrix Code	National Objective	Drawn Amount
2017	3	2201	6195046	Jennings Terrace - Flooring Improvement, Phase 3B	03A	LMC	\$16,000.00
					03A	Matrix Code	\$16,000.00
2018	3	2227	6201311	Marie Wilkinson Food Pantry Parking Lot Project	03G	LMC	\$90,700.00
					03G	Matrix Code	\$90,700.00
2017	1	2188	6154476	City of Aurora Engineering Division- Residential Resurfacing	03K	LMA	\$214,874.90
2017	1	2188	6173928	City of Aurora Engineering Division- Residential Resurfacing	03K	LMA	\$185,125.10
					03K	Matrix Code	\$400,000.00
2017	9	2195	6173928	Marie Wilkinson Child Development Center- Marie Wilkinson	05D	LMC	\$13,227.00
					05D	Matrix Code	\$13,227.00
2017	9	2197	6173928	Quad County Urban League- Employment and Assistance	05H	LMC	\$7,864.91
					05H	Matrix Code	\$7,864.91
2017	10	2189	6195046	Choose Aurora - Down Payment Assistance	13B	LMH	\$6,000.00
2017	10	2189	6201311	Choose Aurora - Down Payment Assistance	13B	LMH	\$21,000.00
2017	10	2189	6202983	Choose Aurora - Down Payment Assistance	13B	LMH	\$3,000.00
					13B	Matrix Code	\$30,000.00
2017	5	2203	6154476	Rebuilding Together Aurora- Safe at Home	14A	LMH	\$17,529.00
2017	5	2203	6173928	Rebuilding Together Aurora- Safe at Home	14A	LMH	\$21,895.80
2017	5	2203	6195046	Rebuilding Together Aurora- Safe at Home	14A	LMH	\$18,824.65
2017	5	2203	6201311	Rebuilding Together Aurora- Safe at Home	14A	LMH	\$6,518.75
2017	5	2204	6195046	Joseph Corporation- Safety First Program	14A	LMH	\$9,998.00
2017	5	2204	6201311	Joseph Corporation- Safety First Program	14A	LMH	\$4,976.73
					14A	Matrix Code	\$79,742.93
Total							\$637,534.84

LINE 27 DETAIL: ACTIVITIES INCLUDED IN THE COMPUTATION OF LINE 27

Plan Year	IDIS Project	IDIS Activity	Voucher Number	Activity Name	Matrix Code	National Objective	Drawn Amount
2017	9	2195	6173928	Marie Wilkinson Child Development Center- Marie Wilkinson	05D	LMC	\$13,227.00
					05D	Matrix Code	\$13,227.00
2017	9	2197	6173928	Quad County Urban League- Employment and Assistance	05H	LMC	\$7,864.91
					05H	Matrix Code	\$7,864.91
Total							\$21,091.91

LINE 37 DETAIL: ACTIVITIES INCLUDED IN THE COMPUTATION OF LINE 37

Report returned no data.

PR26 - Activity Summary by Selected Grant

Date Generated: 02/20/2019

Grantee: AURORA

Grant Year: 2018, 2017, 2016, 2015, 2014, 2013, 2012, 2011, 2010, 2009, 2008, 2007, 2006, 2005, 2004, 2003, 2002, 2001, 2000, 1999, 1998, 1997, 1996, 1995, 1994, 1993, 1992, 1991, 1990, 1989

Total Grant Amount for 2017 Grant year = \$1,513,919.00													
State	Grantee Name	Grant Year	Grant Number	Activity Group	Matrix Code	National Objective	IDIS Activity	Activity Status	Amount Funded From Selected Grant	Amount Drawn From Selected Grant	% of CDBG Drawn From Selected Grant/Grant Amount	Total CDBG Funded Amount (All Years All Sources)	Total CDBG Drawn Amount (All Years All Sources)
IL	AURORA	2017	B17MC170002	Administrative And Planning	21A		2205	Completed	\$296,836.30	\$296,836.30		\$302,783.80	\$302,783.80
Administrative And Planning									\$296,836.30	\$296,836.30	19.61%	\$302,783.80	\$302,783.80
IL	AURORA	2017	B17MC170002	Housing	13B	LMH	2189	Open	\$100,000.00	\$66,000.00		\$100,000.00	\$66,000.00
IL	AURORA	2017	B17MC170002	Housing	14A	LMH	2203	Open	\$130,000.00	\$70,275.25		\$130,000.00	\$70,275.25
IL	AURORA	2017	B17MC170002	Housing	14A	LMH	2204	Open	\$216,285.00	\$14,974.73		\$216,285.00	\$14,974.73
Housing									\$446,285.00	\$151,249.98	9.99%	\$446,285.00	\$151,249.98
IL	AURORA	2017	B17MC170002	Public Improvements	03A	LMC	2201	Completed	\$16,000.00	\$16,000.00		\$16,000.00	\$16,000.00
IL	AURORA	2017	B17MC170002	Public Improvements	03C	LMC	2200	Cancel	\$0.00	\$0.00		\$0.00	\$0.00
IL	AURORA	2017	B17MC170002	Public Improvements	03G	LMC	2227	Open	\$2,926.59	\$2,926.59		\$90,700.00	\$90,700.00
IL	AURORA	2017	B17MC170002	Public Improvements	03K	LMA	2188	Completed	\$400,000.00	\$400,000.00		\$400,000.00	\$400,000.00
Public Improvements									\$418,926.59	\$418,926.59	27.67%	\$506,700.00	\$506,700.00
IL	AURORA	2017	B17MC170002	Public Services	03T	LMC	2192	Completed	\$24,999.79	\$24,999.79		\$24,999.79	\$24,999.79
IL	AURORA	2017	B17MC170002	Public Services	05A	LMC	2198	Completed	\$13,000.00	\$13,000.00		\$13,000.00	\$13,000.00
IL	AURORA	2017	B17MC170002	Public Services	05C	LMC	2190	Completed	\$5,000.00	\$5,000.00		\$5,000.00	\$5,000.00
IL	AURORA	2017	B17MC170002	Public Services	05D	LMC	2194	Completed	\$25,148.61	\$25,148.61		\$25,148.61	\$25,148.61
IL	AURORA	2017	B17MC170002	Public Services	05D	LMC	2195	Completed	\$13,227.00	\$13,227.00		\$13,227.00	\$13,227.00
IL	AURORA	2017	B17MC170002	Public Services	05D	LMC	2199	Completed	\$7,000.00	\$7,000.00		\$7,000.00	\$7,000.00
IL	AURORA	2017	B17MC170002	Public Services	05F	LMC	2193	Completed	\$20,000.00	\$20,000.00		\$20,000.00	\$20,000.00
IL	AURORA	2017	B17MC170002	Public Services	05G	LMC	2196	Completed	\$40,156.00	\$40,156.00		\$40,156.00	\$40,156.00
IL	AURORA	2017	B17MC170002	Public Services	05H	LMC	2197	Completed	\$9,510.24	\$9,510.24		\$9,510.24	\$9,510.24
Public Services									\$158,041.64	\$158,041.64	10.44%	\$158,041.64	\$158,041.64
IL	AURORA	2017	B17MC170002	Repayments Of Section 108	24A		2229	Open	\$51,162.57	\$0.00		\$162,598.59	\$57,576.54
IL	AURORA	2017	B17MC170002	Repayments Of Section 108	24B	LMJ	2209	Open	\$53,863.04	\$1,083.04		\$136,000.00	\$83,220.00
Repayments Of Section 108									\$105,025.61	\$1,083.04	0.07%	\$298,598.59	\$140,796.54
Total 2017									\$1,425,115.14	\$1,026,137.55	67.78%	\$1,712,409.03	\$1,259,571.96

Total Grant Amount for 2016 Grant year = \$1,469,491.00													
State	Grantee Name	Grant Year	Grant Number	Activity Group	Matrix Code	National Objective	IDIS Activity	Activity Status	Amount Funded From Selected Grant	Amount Drawn From Selected Grant	% of CDBG Drawn From Selected Grant/Grant Amount	Total CDBG Funded Amount (All Years All Sources)	Total CDBG Drawn Amount (All Years All Sources)
IL	AURORA	2016	B16MC170002	Administrative And Planning	21A		2169	Completed	\$274,737.83	\$274,737.83		\$293,898.20	\$293,898.20
Administrative And Planning									\$274,737.83	\$274,737.83	18.70%	\$293,898.20	\$293,898.20
IL	AURORA	2016	B16MC170002	Economic Development	14E	LMASA	2208	Open	\$140,345.16	\$140,345.16		\$700,000.00	\$700,000.00
IL	AURORA	2016	B16MC170002	Economic Development	18C	LMC	2181	Completed	\$6,704.87	\$6,704.87		\$6,704.87	\$6,704.87
Economic Development									\$147,050.03	\$147,050.03	10.01%	\$706,704.87	\$706,704.87
IL	AURORA	2016	B16MC170002	Housing	14A	LMH	2179	Completed	\$122,986.08	\$122,986.08		\$122,986.08	\$122,986.08
IL	AURORA	2016	B16MC170002	Housing	14A	LMH	2183	Completed	\$138,854.33	\$138,854.33		\$138,854.33	\$138,854.33
Housing									\$261,840.41	\$261,840.41	17.82%	\$261,840.41	\$261,840.41
IL	AURORA	2016	B16MC170002	Public Improvements	03A	LMC	2182	Completed	\$14,000.00	\$14,000.00		\$14,000.00	\$14,000.00
IL	AURORA	2016	B16MC170002	Public Improvements	03C	LMC	2180	Completed	\$7,000.00	\$7,000.00		\$7,000.00	\$7,000.00
IL	AURORA	2016	B16MC170002	Public Improvements	03G	LMC	2227	Open	\$87,773.41	\$87,773.41		\$90,700.00	\$90,700.00
IL	AURORA	2016	B16MC170002	Public Improvements	03K	LMA	2165	Completed	\$360,000.00	\$360,000.00		\$360,000.00	\$360,000.00
IL	AURORA	2016	B16MC170002	Public Improvements	03P	LMC	2184	Completed	\$34,669.00	\$34,669.00		\$34,669.00	\$34,669.00
Public Improvements									\$503,442.41	\$503,442.41	34.26%	\$506,369.00	\$506,369.00
IL	AURORA	2016	B16MC170002	Public Services	03T	LMC	2176	Completed	\$19,999.80	\$19,999.80		\$19,999.80	\$19,999.80
IL	AURORA	2016	B16MC170002	Public Services	05A	LMC	2170	Completed	\$19,375.00	\$19,375.00		\$19,375.00	\$19,375.00
IL	AURORA	2016	B16MC170002	Public Services	05C	LMC	2186	Completed	\$5,000.00	\$5,000.00		\$5,000.00	\$5,000.00
IL	AURORA	2016	B16MC170002	Public Services	05D	LMC	2172	Completed	\$27,392.90	\$27,392.90		\$27,392.90	\$27,392.90
IL	AURORA	2016	B16MC170002	Public Services	05F	LMC	2171	Completed	\$20,000.00	\$20,000.00		\$20,000.00	\$20,000.00
IL	AURORA	2016	B16MC170002	Public Services	05G	LMC	2175	Completed	\$40,000.00	\$40,000.00		\$40,000.00	\$40,000.00
IL	AURORA	2016	B16MC170002	Public Services	05H	LMC	2177	Completed	\$20,000.00	\$20,000.00		\$20,000.00	\$20,000.00
IL	AURORA	2016	B16MC170002	Public Services	05H	LMC	2178	Completed	\$18,000.00	\$18,000.00		\$18,000.00	\$18,000.00
IL	AURORA	2016	B16MC170002	Public Services	05L	LMC	2173	Completed	\$25,000.00	\$25,000.00		\$25,000.00	\$25,000.00
Public Services									\$194,767.70	\$194,767.70	13.25%	\$194,767.70	\$194,767.70
IL	AURORA	2016	B16MC170002	Repayments Of Section 108	24A		2229	Open	\$10,570.31	\$0.00		\$162,598.59	\$57,576.54
IL	AURORA	2016	B16MC170002	Repayments Of Section 108	24B	LMJ	2209	Open	\$72,245.13	\$72,245.13		\$136,000.00	\$83,220.00
Repayments Of Section 108									\$82,815.44	\$72,245.13	4.92%	\$298,598.59	\$140,796.54
Total 2016									\$1,464,653.82	\$1,454,083.51	98.95%	\$2,262,178.77	\$2,104,376.72

Total Grant Amount for 2015 Grant year = \$1,462,042.00													
State	Grantee Name	Grant Year	Grant Number	Activity Group	Matrix Code	National Objective	IDIS Activity	Activity Status	Amount Funded From Selected Grant	Amount Drawn From Selected Grant	% of CDBG Drawn From Selected Grant/Grant Amount	Total CDBG Funded Amount (All Years All Sources)	Total CDBG Drawn Amount (All Years All Sources)
IL	AURORA	2015	B15MC170002	Administrative And Planning	21A		2151	Completed	\$256,340.76	\$256,340.76		\$292,408.40	\$292,408.40
				Administrative And Planning					\$256,340.76	\$256,340.76	17.53%	\$292,408.40	\$292,408.40
IL	AURORA	2015	B15MC170002	Economic Development	14E	LMASA	2208	Open	\$184,762.35	\$184,762.35		\$700,000.00	\$700,000.00
IL	AURORA	2015	B15MC170002	Economic Development	18C	LMCMC	2153	Cancel	\$0.00	\$0.00		\$0.00	\$0.00
				Economic Development					\$184,762.35	\$184,762.35	12.64%	\$700,000.00	\$700,000.00
IL	AURORA	2015	B15MC170002	Housing	14A	LMH	2156	Open	\$50,000.00	\$50,000.00		\$50,000.00	\$50,000.00
IL	AURORA	2015	B15MC170002	Housing	14A	LMH	2157	Completed	\$144,878.91	\$144,878.91		\$144,878.91	\$144,878.91
IL	AURORA	2015	B15MC170002	Housing	14A	LMH	2160	Completed	\$127,000.00	\$127,000.00		\$127,000.00	\$127,000.00
IL	AURORA	2015	B15MC170002	Housing	14I	LMH	2158	Completed	\$39,440.00	\$39,440.00		\$39,440.00	\$39,440.00
				Housing					\$361,318.91	\$361,318.91	24.71%	\$361,318.91	\$361,318.91
IL	AURORA	2015	B15MC170002	Public Improvements	03C	LMC	2159	Completed	\$148,867.90	\$148,867.90		\$148,867.90	\$148,867.90
IL	AURORA	2015	B15MC170002	Public Improvements	03K	LMA	2155	Completed	\$250,000.00	\$250,000.00		\$250,000.00	\$250,000.00
				Public Improvements					\$398,867.90	\$398,867.90	27.28%	\$398,867.90	\$398,867.90
IL	AURORA	2015	B15MC170002	Public Services	05A	LMC	2149	Completed	\$10,000.00	\$10,000.00		\$10,000.00	\$10,000.00
IL	AURORA	2015	B15MC170002	Public Services	05F	LMC	2142	Completed	\$17,000.00	\$17,000.00		\$17,000.00	\$17,000.00
IL	AURORA	2015	B15MC170002	Public Services	05G	LMC	2144	Completed	\$25,000.00	\$25,000.00		\$25,000.00	\$25,000.00
IL	AURORA	2015	B15MC170002	Public Services	05H	LMC	2147	Completed	\$15,000.00	\$15,000.00		\$15,000.00	\$15,000.00
IL	AURORA	2015	B15MC170002	Public Services	05H	LMC	2150	Completed	\$18,000.00	\$18,000.00		\$18,000.00	\$18,000.00
IL	AURORA	2015	B15MC170002	Public Services	05H	LMCSV	2141	Cancel	\$9,294.17	\$9,294.17		\$9,294.17	\$9,294.17
IL	AURORA	2015	B15MC170002	Public Services	05H	LMCSV	2145	Completed	\$14,994.54	\$14,994.54		\$14,994.54	\$14,994.54
IL	AURORA	2015	B15MC170002	Public Services	05J	LMC	2148	Completed	\$5,000.00	\$5,000.00		\$5,000.00	\$5,000.00
IL	AURORA	2015	B15MC170002	Public Services	05L	LMC	2140	Completed	\$15,000.00	\$15,000.00		\$15,000.00	\$15,000.00
IL	AURORA	2015	B15MC170002	Public Services	05L	LMC	2143	Completed	\$20,000.00	\$20,000.00		\$20,000.00	\$20,000.00
IL	AURORA	2015	B15MC170002	Public Services	05Z	LMC	2146	Completed	\$10,000.00	\$10,000.00		\$10,000.00	\$10,000.00
				Public Services					\$159,288.71	\$159,288.71	10.89%	\$159,288.71	\$159,288.71
IL	AURORA	2015	B15MC170002	Repayments Of Section 108	24A		2229	Open	\$100,865.71	\$57,576.54		\$162,598.59	\$57,576.54
IL	AURORA	2015	B15MC170002	Repayments Of Section 108	24B	LMJ	2209	Open	\$9,891.83	\$9,891.83		\$272,000.00	\$166,440.00
				Repayments Of Section 108					\$110,757.54	\$67,468.37	4.61%	\$434,598.59	\$224,016.54
				Total 2015					\$1,471,336.17	\$1,428,047.00	97.67%	\$2,346,482.51	\$2,135,900.46

Total Grant Amount for 2014 Grant year = \$1,437,288.00													
State	Grantee Name	Grant Year	Grant Number	Activity Group	Matrix Code	National Objective	IDIS Activity	Activity Status	Amount Funded From Selected Grant	Amount Drawn From Selected Grant	% of CDBG Drawn From Selected Grant/Grant Amount	Total CDBG Funded Amount (All Years All Sources)	Total CDBG Drawn Amount (All Years All Sources)
IL	AURORA	2014	B14MC170002	Acquisition	01		2	Open	\$0.00	\$0.00		\$7,349,174.12	\$7,349,174.12
				Acquisition					\$0.00	\$0.00	0.00%	\$7,349,174.12	\$7,349,174.12
IL	AURORA	2014	B14MC170002	Administrative And Planning	21A		2126	Completed	\$52,869.95	\$52,869.95		\$285,725.36	\$285,725.36
				Administrative And Planning					\$52,869.95	\$52,869.95	3.68%	\$285,725.36	\$285,725.36
IL	AURORA	2014	B14MC170002	Economic Development	14E	LMASA	2208	Open	\$329,743.12	\$329,743.12		\$700,000.00	\$700,000.00
				Economic Development					\$329,743.12	\$329,743.12	22.94%	\$700,000.00	\$700,000.00
IL	AURORA	2014	B14MC170002	Housing	13	LMH	2099	Completed	\$50,000.00	\$50,000.00		\$50,000.00	\$50,000.00
IL	AURORA	2014	B14MC170002	Housing	14A	LMH	2116	Completed	\$30,600.90	\$30,600.90		\$178,705.78	\$178,705.78
IL	AURORA	2014	B14MC170002	Housing	14A	LMH	2118	Completed	\$8,942.49	\$8,942.49		\$49,999.96	\$49,999.96
IL	AURORA	2014	B14MC170002	Housing	14A	LMH	2120	Completed	\$73,544.00	\$73,544.00		\$148,498.43	\$148,498.43
IL	AURORA	2014	B14MC170002	Housing	14A	LMHSP	2138	Open	\$19,376.87	\$19,376.87		\$50,000.00	\$30,827.82
				Housing					\$182,464.26	\$182,464.26	12.70%	\$477,204.17	\$458,031.99
IL	AURORA	2014	B14MC170002	Public Improvements	03B	LMC	2121	Completed	\$103,175.96	\$103,175.96		\$103,175.96	\$103,175.96
IL	AURORA	2014	B14MC170002	Public Improvements	03G	LMC	2164	Open	\$150,000.00	\$150,000.00		\$150,000.00	\$150,000.00
IL	AURORA	2014	B14MC170002	Public Improvements	03K	LMA	2124	Completed	\$252,458.20	\$252,458.20		\$252,458.20	\$252,458.20
IL	AURORA	2014	B14MC170002	Public Improvements	03N	LMA	2125	Completed	\$9,605.83	\$9,605.83		\$9,605.83	\$9,605.83
IL	AURORA	2014	B14MC170002	Public Improvements	03P	LMC	2123	Completed	\$210,000.00	\$210,000.00		\$210,000.00	\$210,000.00
				Public Improvements					\$725,239.99	\$725,239.99	50.46%	\$725,239.99	\$725,239.99
IL	AURORA	2014	B14MC170002	Public Services	05A	LMC	2108	Completed	\$10,000.00	\$10,000.00		\$10,000.00	\$10,000.00
IL	AURORA	2014	B14MC170002	Public Services	05F	LMC	2111	Completed	\$3,887.02	\$3,887.02		\$20,347.80	\$20,347.80
IL	AURORA	2014	B14MC170002	Public Services	05G	LMC	2113	Completed	\$5,824.92	\$5,824.92		\$50,000.00	\$50,000.00
IL	AURORA	2014	B14MC170002	Public Services	05L	LMC	2106	Completed	\$20,000.00	\$20,000.00		\$20,000.00	\$20,000.00
IL	AURORA	2014	B14MC170002	Public Services	05U	LMC	2112	Completed	\$4,259.49	\$4,259.49		\$15,618.14	\$15,618.14
IL	AURORA	2014	B14MC170002	Public Services	05Z	LMC	2115	Completed	\$1,986.20	\$1,986.20		\$10,000.00	\$10,000.00
				Public Services					\$45,957.63	\$45,957.63	3.20%	\$125,965.94	\$125,965.94
				Total 2014					\$1,336,274.95	\$1,336,274.95	92.97%	\$9,663,309.58	\$9,644,137.40

Total Grant Amount for 2013 Grant year = \$1,358,765.00													
State	Grantee Name	Grant Year	Grant Number	Activity Group	Matrix Code	National Objective	IDIS Activity	Activity Status	Amount Funded From Selected Grant	Amount Drawn From Selected Grant	% of CDBG Drawn From Selected Grant/Grant Amount	Total CDBG Funded Amount (All Years All Sources)	Total CDBG Drawn Amount (All Years All Sources)

IL	AURORA	2013	B13MC170002	Administrative And Planning	21A		2094	Completed	\$109,083.48	\$109,083.48		\$251,859.87	\$251,859.87
IL	AURORA	2013	B13MC170002	Administrative And Planning	21A		2126	Completed	\$192,077.49	\$192,077.49		\$285,725.36	\$285,725.36
Administrative And Planning									\$301,160.97	\$301,160.97	22.16%	\$537,585.23	\$537,585.23
IL	AURORA	2013	B13MC170002	Economic Development	18B	LMJ	2102	Open	\$41,691.59	\$41,691.59		\$41,691.59	\$41,691.59
Economic Development									\$41,691.59	\$41,691.59	3.07%	\$41,691.59	\$41,691.59
IL	AURORA	2013	B13MC170002	Housing	14A	LMH	2078	Completed	\$119,062.75	\$119,062.75		\$171,472.75	\$171,472.75
IL	AURORA	2013	B13MC170002	Housing	14A	LMH	2080	Completed	\$41,519.19	\$41,519.19		\$79,049.99	\$79,049.99
IL	AURORA	2013	B13MC170002	Housing	14A	LMH	2116	Completed	\$148,104.88	\$148,104.88		\$178,705.78	\$178,705.78
IL	AURORA	2013	B13MC170002	Housing	14A	LMH	2118	Completed	\$41,057.47	\$41,057.47		\$49,999.96	\$49,999.96
IL	AURORA	2013	B13MC170002	Housing	14A	LMH	2120	Completed	\$74,954.43	\$74,954.43		\$148,498.43	\$148,498.43
IL	AURORA	2013	B13MC170002	Housing	14A	LMHSP	2138	Open	\$11,450.95	\$11,450.95		\$50,000.00	\$30,827.82
IL	AURORA	2013	B13MC170002	Housing	14F	LMH	2101	Completed	\$73,063.52	\$73,063.52		\$73,063.52	\$73,063.52
IL	AURORA	2013	B13MC170002	Housing	14H	LMH	2097	Completed	\$13,908.89	\$13,908.89		\$24,390.00	\$24,390.00
IL	AURORA	2013	B13MC170002	Housing	14I	LMH	2079	Completed	\$23,807.38	\$23,807.38		\$40,000.00	\$40,000.00
IL	AURORA	2013	B13MC170002	Housing	14I	LMH	2119	Completed	\$42,000.00	\$42,000.00		\$42,000.00	\$42,000.00
Housing									\$588,929.46	\$588,929.46	43.34%	\$857,180.43	\$838,008.25
IL	AURORA	2013	B13MC170002	Public Improvements	03A	LMC	2095	Completed	\$30,000.00	\$30,000.00		\$30,000.00	\$30,000.00
IL	AURORA	2013	B13MC170002	Public Improvements	03C	LMC	2096	Completed	\$80,000.00	\$80,000.00		\$80,000.00	\$80,000.00
IL	AURORA	2013	B13MC170002	Public Improvements	03K	LMA	2093	Completed	\$37,282.49	\$37,282.49		\$381,412.54	\$381,412.54
IL	AURORA	2013	B13MC170002	Public Improvements	03N	LMA	2098	Completed	\$15,378.70	\$15,378.70		\$15,378.70	\$15,378.70
IL	AURORA	2013	B13MC170002	Public Improvements	03P	LMC	2122	Completed	\$75,000.00	\$75,000.00		\$75,000.00	\$75,000.00
Public Improvements									\$237,661.19	\$237,661.19	17.49%	\$581,791.24	\$581,791.24
IL	AURORA	2013	B13MC170002	Public Services	05A	LMC	2087	Completed	\$5,000.00	\$5,000.00		\$10,000.00	\$10,000.00
IL	AURORA	2013	B13MC170002	Public Services	05F	LMC	2111	Completed	\$16,460.78	\$16,460.78		\$20,347.80	\$20,347.80
IL	AURORA	2013	B13MC170002	Public Services	05G	LMC	2091	Completed	\$3,985.82	\$3,985.82		\$30,000.00	\$30,000.00
IL	AURORA	2013	B13MC170002	Public Services	05G	LMC	2113	Completed	\$44,175.08	\$44,175.08		\$50,000.00	\$50,000.00
IL	AURORA	2013	B13MC170002	Public Services	05H	LMC	2088	Completed	\$8,138.87	\$8,138.87		\$15,795.00	\$15,795.00
IL	AURORA	2013	B13MC170002	Public Services	05H	LMC	2089	Completed	\$1,719.24	\$1,719.24		\$20,000.00	\$20,000.00
IL	AURORA	2013	B13MC170002	Public Services	05H	LMC	2109	Completed	\$14,805.95	\$14,805.95		\$14,805.95	\$14,805.95
IL	AURORA	2013	B13MC170002	Public Services	05H	LMC	2110	Completed	\$18,000.00	\$18,000.00		\$18,000.00	\$18,000.00
IL	AURORA	2013	B13MC170002	Public Services	05J	LMC	2092	Completed	\$2,764.61	\$2,764.61		\$4,000.00	\$4,000.00
IL	AURORA	2013	B13MC170002	Public Services	05J	LMC	2114	Completed	\$5,000.00	\$5,000.00		\$5,000.00	\$5,000.00
IL	AURORA	2013	B13MC170002	Public Services	05L	LMC	2082	Completed	\$15,000.00	\$15,000.00		\$15,000.00	\$15,000.00
IL	AURORA	2013	B13MC170002	Public Services	05L	LMC	2083	Completed	\$3,849.02	\$3,849.02		\$17,600.00	\$17,600.00
IL	AURORA	2013	B13MC170002	Public Services	05L	LMC	2085	Completed	\$5,000.00	\$5,000.00		\$5,000.00	\$5,000.00
IL	AURORA	2013	B13MC170002	Public Services	05L	LMC	2107	Completed	\$15,000.00	\$15,000.00		\$15,000.00	\$15,000.00
IL	AURORA	2013	B13MC170002	Public Services	05N	LMC	2081	Completed	\$2,500.00	\$2,500.00		\$5,000.00	\$5,000.00
IL	AURORA	2013	B13MC170002	Public Services	05U	LMC	2090	Completed	\$8,549.97	\$8,549.97		\$22,967.01	\$22,967.01
IL	AURORA	2013	B13MC170002	Public Services	05U	LMC	2112	Completed	\$11,358.65	\$11,358.65		\$15,618.14	\$15,618.14
IL	AURORA	2013	B13MC170002	Public Services	05Z	LMC	2115	Completed	\$8,013.80	\$8,013.80		\$10,000.00	\$10,000.00
Public Services									\$189,321.79	\$189,321.79	13.93%	\$294,133.90	\$294,133.90
Total 2013									\$1,358,765.00	\$1,358,765.00	100.00%	\$2,312,382.39	\$2,293,210.21

Total Grant Amount for 2012 Grant year = \$1,180,710.00

State	Grantee Name	Grant Year	Grant Number	Activity Group	Matrix Code	National Objective	IDIS Activity	Activity Status	Amount Funded From Selected Grant	Amount Drawn From Selected Grant	% of CDBG Drawn From Selected Grant/Grant Amount	Total CDBG Funded Amount (All Years All Sources)	Total CDBG Drawn Amount (All Years All Sources)
IL	AURORA	2012	B12MC170002	Administrative And Planning	21A		2069	Completed	\$94,338.20	\$94,338.20		\$236,142.00	\$236,142.00
IL	AURORA	2012	B12MC170002	Administrative And Planning	21A		2094	Completed	\$117,237.30	\$117,237.30		\$251,859.87	\$251,859.87
Administrative And Planning									\$211,575.50	\$211,575.50	17.92%	\$488,001.87	\$488,001.87
IL	AURORA	2012	B12MC170002	Housing	14A	LMH	2064	Completed	\$8,553.80	\$8,553.80		\$53,716.59	\$53,716.59
IL	AURORA	2012	B12MC170002	Housing	14A	LMH	2078	Completed	\$52,410.00	\$52,410.00		\$171,472.75	\$171,472.75
IL	AURORA	2012	B12MC170002	Housing	14A	LMH	2080	Completed	\$37,530.80	\$37,530.80		\$79,049.99	\$79,049.99
IL	AURORA	2012	B12MC170002	Housing	14B	LMH	2061	Completed	\$47,000.00	\$47,000.00		\$47,000.00	\$47,000.00
IL	AURORA	2012	B12MC170002	Housing	14H	LMH	2097	Completed	\$10,481.11	\$10,481.11		\$24,390.00	\$24,390.00
IL	AURORA	2012	B12MC170002	Housing	14I	LMH	2011	Completed	\$4,973.65	\$4,973.65		\$13,133.65	\$13,133.65
IL	AURORA	2012	B12MC170002	Housing	14I	LMH	2059	Completed	\$12,360.88	\$12,360.88		\$23,253.21	\$23,253.21
IL	AURORA	2012	B12MC170002	Housing	14I	LMH	2079	Completed	\$16,192.62	\$16,192.62		\$40,000.00	\$40,000.00
Housing									\$189,502.86	\$189,502.86	16.05%	\$452,016.19	\$452,016.19
IL	AURORA	2012	B12MC170002	Public Improvements	03B	LMC	2006	Completed	\$13,577.00	\$13,577.00		\$13,577.00	\$13,577.00
IL	AURORA	2012	B12MC170002	Public Improvements	03B	LMC	2070	Completed	\$4,400.00	\$4,400.00		\$4,400.00	\$4,400.00
IL	AURORA	2012	B12MC170002	Public Improvements	03B	LMC	2071	Completed	\$6,800.00	\$6,800.00		\$6,800.00	\$6,800.00
IL	AURORA	2012	B12MC170002	Public Improvements	03B	LMC	2072	Completed	\$18,800.00	\$18,800.00		\$18,800.00	\$18,800.00
IL	AURORA	2012	B12MC170002	Public Improvements	03K	LMA	2065	Completed	\$16,260.60	\$16,260.60		\$104,650.11	\$104,650.11
IL	AURORA	2012	B12MC170002	Public Improvements	03K	LMA	2067	Completed	\$23,442.75	\$23,442.75		\$91,336.65	\$91,336.65
IL	AURORA	2012	B12MC170002	Public Improvements	03K	LMA	2068	Completed	\$3,400.00	\$3,400.00		\$92,283.15	\$92,283.15
IL	AURORA	2012	B12MC170002	Public Improvements	03K	LMA	2093	Completed	\$344,130.05	\$344,130.05		\$381,412.54	\$381,412.54
IL	AURORA	2012	B12MC170002	Public Improvements	03P	LMC	2058	Completed	\$166,012.60	\$166,012.60		\$175,000.00	\$175,000.00

IL	AURORA	2012	B12MC170002	Public Improvements	03Z	LMC	2057	Completed	\$40,000.00	\$40,000.00		\$40,000.00	\$40,000.00
Public Improvements									\$636,823.00	\$636,823.00	53.94%	\$928,259.45	\$928,259.45
IL	AURORA	2012	B12MC170002	Public Services	05A	LMC	2050	Completed	\$5,000.00	\$5,000.00		\$5,000.00	\$5,000.00
IL	AURORA	2012	B12MC170002	Public Services	05A	LMC	2086	Completed	\$2,000.00	\$2,000.00		\$2,000.00	\$2,000.00
IL	AURORA	2012	B12MC170002	Public Services	05A	LMC	2087	Completed	\$5,000.00	\$5,000.00		\$10,000.00	\$10,000.00
IL	AURORA	2012	B12MC170002	Public Services	05G	LMC	2091	Completed	\$26,014.18	\$26,014.18		\$30,000.00	\$30,000.00
IL	AURORA	2012	B12MC170002	Public Services	05H	LMC	2048	Completed	\$1,794.21	\$1,794.21		\$15,840.00	\$15,840.00
IL	AURORA	2012	B12MC170002	Public Services	05H	LMC	2049	Completed	\$1,839.63	\$1,839.63		\$8,000.00	\$8,000.00
IL	AURORA	2012	B12MC170002	Public Services	05H	LMC	2051	Completed	\$5,327.86	\$5,327.86		\$22,000.00	\$22,000.00
IL	AURORA	2012	B12MC170002	Public Services	05H	LMC	2088	Completed	\$7,656.13	\$7,656.13		\$15,795.00	\$15,795.00
IL	AURORA	2012	B12MC170002	Public Services	05H	LMC	2089	Completed	\$18,280.76	\$18,280.76		\$20,000.00	\$20,000.00
IL	AURORA	2012	B12MC170002	Public Services	05J	LMC	2046	Completed	\$3,566.05	\$3,566.05		\$7,500.00	\$7,500.00
IL	AURORA	2012	B12MC170002	Public Services	05J	LMC	2092	Completed	\$1,235.39	\$1,235.39		\$4,000.00	\$4,000.00
IL	AURORA	2012	B12MC170002	Public Services	05L	LMC	2042	Completed	\$3,357.41	\$3,357.41		\$17,600.00	\$17,600.00
IL	AURORA	2012	B12MC170002	Public Services	05L	LMC	2083	Completed	\$13,750.98	\$13,750.98		\$17,600.00	\$17,600.00
IL	AURORA	2012	B12MC170002	Public Services	05N	LMC	2081	Completed	\$2,500.00	\$2,500.00		\$5,000.00	\$5,000.00
IL	AURORA	2012	B12MC170002	Public Services	05U	LMC	2041	Completed	\$13,563.56	\$13,563.56		\$35,200.00	\$35,200.00
IL	AURORA	2012	B12MC170002	Public Services	05U	LMC	2090	Completed	\$14,417.04	\$14,417.04		\$22,967.01	\$22,967.01
IL	AURORA	2012	B12MC170002	Public Services	05Z	LMC	2040	Completed	\$4,607.76	\$4,607.76		\$5,000.01	\$5,000.01
IL	AURORA	2012	B12MC170002	Public Services	05Z	LMC	2044	Completed	\$2,897.68	\$2,897.68		\$5,000.00	\$5,000.00
IL	AURORA	2012	B12MC170002	Public Services	05Z	LMC	2045	Completed	\$5,000.00	\$5,000.00		\$5,000.00	\$5,000.00
IL	AURORA	2012	B12MC170002	Public Services	05Z	LMC	2084	Completed	\$5,000.00	\$5,000.00		\$5,000.00	\$5,000.00
Public Services									\$142,808.64	\$142,808.64	12.10%	\$258,502.02	\$258,502.02
Total 2012									\$1,180,710.00	\$1,180,710.00	100.00%	\$2,126,779.53	\$2,126,779.53

Total Grant Amount for 2011 Grant year = \$1,110,592.00

State	Grantee Name	Grant Year	Grant Number	Activity Group	Matrix Code	National Objective	IDIS Activity	Activity Status	Amount Funded From Selected Grant	Amount Drawn From Selected Grant	% of CDBG Drawn From Selected Grant/Grant Amount	Total CDBG Funded Amount (All Years All Sources)	Total CDBG Drawn Amount (All Years All Sources)
IL	AURORA	2011	B11MC170002	Acquisition	01	LMC	2007	Completed	\$187,500.00	\$187,500.00		\$187,500.00	\$187,500.00
IL	AURORA	2011	B11MC170002	Acquisition	01		2	Open	\$0.00	\$0.00		\$7,349,174.12	\$7,349,174.12
Acquisition									\$187,500.00	\$187,500.00	16.88%	\$7,536,674.12	\$7,536,674.12
IL	AURORA	2011	B11MC170002	Administrative And Planning	21A		2032	Completed	\$13,435.20	\$13,435.20		\$216,484.34	\$216,484.34
IL	AURORA	2011	B11MC170002	Administrative And Planning	21A		2069	Completed	\$121,779.80	\$121,779.80		\$236,142.00	\$236,142.00
Administrative And Planning									\$135,215.00	\$135,215.00	12.18%	\$452,626.34	\$452,626.34
IL	AURORA	2011	B11MC170002	Housing	14A	LMH	2009	Completed	\$27,614.51	\$27,614.51		\$84,587.49	\$84,587.49
IL	AURORA	2011	B11MC170002	Housing	14A	LMH	2012	Completed	\$8,750.00	\$8,750.00		\$21,454.00	\$21,454.00
IL	AURORA	2011	B11MC170002	Housing	14H	LMC	2010	Completed	\$12,738.49	\$12,738.49		\$12,738.49	\$12,738.49
IL	AURORA	2011	B11MC170002	Housing	14H	LMH	2063	Completed	\$1,823.20	\$1,823.20		\$13,285.30	\$13,285.30
IL	AURORA	2011	B11MC170002	Housing	14I	LMH	2011	Completed	\$8,160.00	\$8,160.00		\$13,133.65	\$13,133.65
Housing									\$59,086.20	\$59,086.20	5.32%	\$145,198.93	\$145,198.93
IL	AURORA	2011	B11MC170002	Public Improvements	03A	LMC	2056	Completed	\$25,000.00	\$25,000.00		\$25,000.00	\$25,000.00
IL	AURORA	2011	B11MC170002	Public Improvements	03B	LMC	2005	Completed	\$16,993.00	\$16,993.00		\$16,993.00	\$16,993.00
IL	AURORA	2011	B11MC170002	Public Improvements	03C	LMC	1991	Completed	\$240,969.88	\$240,969.88		\$240,969.88	\$240,969.88
IL	AURORA	2011	B11MC170002	Public Improvements	03K	LMA	2065	Completed	\$88,389.51	\$88,389.51		\$104,650.11	\$104,650.11
IL	AURORA	2011	B11MC170002	Public Improvements	03K	LMA	2066	Completed	\$64,741.05	\$64,741.05		\$64,741.05	\$64,741.05
IL	AURORA	2011	B11MC170002	Public Improvements	03K	LMA	2067	Completed	\$67,893.90	\$67,893.90		\$91,336.65	\$91,336.65
IL	AURORA	2011	B11MC170002	Public Improvements	03K	LMA	2068	Completed	\$88,883.15	\$88,883.15		\$92,283.15	\$92,283.15
IL	AURORA	2011	B11MC170002	Public Improvements	03P	LMC	2008	Completed	\$3,200.00	\$3,200.00		\$15,000.00	\$15,000.00
Public Improvements									\$596,070.49	\$596,070.49	53.67%	\$650,973.84	\$650,973.84
IL	AURORA	2011	B11MC170002	Public Services	05F	LMC	1993	Completed	\$17,600.00	\$17,600.00		\$17,600.00	\$17,600.00
IL	AURORA	2011	B11MC170002	Public Services	05G	LMC	2043	Completed	\$21,132.43	\$21,132.43		\$29,860.00	\$29,860.00
IL	AURORA	2011	B11MC170002	Public Services	05H	LMC	1999	Completed	\$15,840.00	\$15,840.00		\$15,840.00	\$15,840.00
IL	AURORA	2011	B11MC170002	Public Services	05H	LMC	2002	Completed	\$1,223.23	\$1,223.23		\$13,478.63	\$13,478.63
IL	AURORA	2011	B11MC170002	Public Services	05H	LMC	2003	Completed	\$9,415.32	\$9,415.32		\$22,000.00	\$22,000.00
IL	AURORA	2011	B11MC170002	Public Services	05H	LMC	2048	Completed	\$5,158.21	\$5,158.21		\$15,840.00	\$15,840.00
IL	AURORA	2011	B11MC170002	Public Services	05H	LMC	2049	Completed	\$2,640.62	\$2,640.62		\$8,000.00	\$8,000.00
IL	AURORA	2011	B11MC170002	Public Services	05H	LMC	2051	Completed	\$3,551.90	\$3,551.90		\$22,000.00	\$22,000.00
IL	AURORA	2011	B11MC170002	Public Services	05J	LMC	2000	Completed	\$2,728.69	\$2,728.69		\$4,400.00	\$4,400.00
IL	AURORA	2011	B11MC170002	Public Services	05L	LMC	2004	Completed	\$4,405.78	\$4,405.78		\$13,200.00	\$13,200.00
IL	AURORA	2011	B11MC170002	Public Services	05L	LMC	2042	Completed	\$14,242.59	\$14,242.59		\$17,600.00	\$17,600.00
IL	AURORA	2011	B11MC170002	Public Services	05U	LMC	1996	Completed	\$7,174.42	\$7,174.42		\$34,433.79	\$34,433.79
IL	AURORA	2011	B11MC170002	Public Services	05U	LMC	2041	Completed	\$15,469.30	\$15,469.30		\$35,200.00	\$35,200.00
IL	AURORA	2011	B11MC170002	Public Services	05Z	LMC	1995	Completed	\$35.50	\$35.50		\$2,200.00	\$2,200.00
IL	AURORA	2011	B11MC170002	Public Services	05Z	LMC	2044	Completed	\$2,102.32	\$2,102.32		\$5,000.00	\$5,000.00
IL	AURORA	2011	B11MC170002	Public Services	05Z	LMC	2047	Completed	\$10,000.00	\$10,000.00		\$10,000.00	\$10,000.00
Public Services									\$132,720.31	\$132,720.31	11.95%	\$266,652.42	\$266,652.42
Total 2011									\$1,110,592.00	\$1,110,592.00	100.00%	\$9,052,125.65	\$9,052,125.65

Total Grant Amount for 2010 Grant year = \$1,331,911.00													
State	Grantee Name	Grant Year	Grant Number	Activity Group	Matrix Code	National Objective	IDIS Activity	Activity Status	Amount Funded From Selected Grant	Amount Drawn From Selected Grant	% of CDBG Drawn From Selected Grant/Grant Amount	Total CDBG Funded Amount (All Years All Sources)	Total CDBG Drawn Amount (All Years All Sources)
IL	AURORA	2010	B10MC170002	Administrative And Planning	20		1992	Completed	\$8,333.33	\$8,333.33		\$8,333.33	\$8,333.33
IL	AURORA	2010	B10MC170002	Administrative And Planning	21A		2032	Completed	\$203,029.72	\$203,029.72		\$216,484.34	\$216,484.34
Administrative And Planning									\$211,363.05	\$211,363.05	15.87%	\$224,817.67	\$224,817.67
IL	AURORA	2010	B10MC170002	Housing	14A	LMH	1962	Completed	\$113,246.80	\$113,246.80		\$218,500.87	\$218,500.87
IL	AURORA	2010	B10MC170002	Housing	14A	LMH	1964	Completed	\$9,688.70	\$9,688.70		\$20,000.00	\$20,000.00
IL	AURORA	2010	B10MC170002	Housing	14A	LMH	2009	Completed	\$46,430.46	\$46,430.46		\$84,587.49	\$84,587.49
IL	AURORA	2010	B10MC170002	Housing	14A	LMH	2012	Completed	\$12,704.00	\$12,704.00		\$21,454.00	\$21,454.00
Housing									\$182,069.96	\$182,069.96	13.67%	\$344,542.36	\$344,542.36
IL	AURORA	2010	B10MC170002	Public Improvements	03K	LMA	1965	Completed	\$11,486.50	\$11,486.50		\$181,750.00	\$181,750.00
IL	AURORA	2010	B10MC170002	Public Improvements	03K	LMA	1966	Completed	\$159,077.43	\$159,077.43		\$161,814.91	\$161,814.91
IL	AURORA	2010	B10MC170002	Public Improvements	03K	LMA	1967	Completed	\$13,750.00	\$13,750.00		\$103,750.00	\$103,750.00
IL	AURORA	2010	B10MC170002	Public Improvements	03K	LMA	1968	Completed	\$5,750.00	\$5,750.00		\$9,750.00	\$9,750.00
IL	AURORA	2010	B10MC170002	Public Improvements	03K	LMA	1969	Completed	\$5,750.00	\$5,750.00		\$55,750.00	\$55,750.00
IL	AURORA	2010	B10MC170002	Public Improvements	03K	LMA	1970	Completed	\$2,000.00	\$2,000.00		\$82,000.00	\$82,000.00
IL	AURORA	2010	B10MC170002	Public Improvements	03K	LMA	1971	Completed	\$2,550.00	\$2,550.00		\$4,550.00	\$4,550.00
IL	AURORA	2010	B10MC170002	Public Improvements	03K	LMA	1973	Completed	\$2,750.00	\$2,750.00		\$42,750.00	\$42,750.00
IL	AURORA	2010	B10MC170002	Public Improvements	03K	LMA	2013	Completed	\$51,221.00	\$51,221.00		\$51,221.00	\$51,221.00
IL	AURORA	2010	B10MC170002	Public Improvements	03K	LMA	2014	Completed	\$24,105.00	\$24,105.00		\$24,105.00	\$24,105.00
IL	AURORA	2010	B10MC170002	Public Improvements	03K	LMA	2015	Completed	\$24,105.00	\$24,105.00		\$24,105.00	\$24,105.00
IL	AURORA	2010	B10MC170002	Public Improvements	03K	LMA	2016	Completed	\$19,284.00	\$19,284.00		\$19,284.00	\$19,284.00
IL	AURORA	2010	B10MC170002	Public Improvements	03K	LMA	2017	Completed	\$235,014.00	\$235,014.00		\$235,014.00	\$235,014.00
IL	AURORA	2010	B10MC170002	Public Improvements	03K	LMA	2018	Completed	\$59,055.00	\$59,055.00		\$59,055.00	\$59,055.00
IL	AURORA	2010	B10MC170002	Public Improvements	03K	LMA	2019	Completed	\$23,502.00	\$23,502.00		\$23,502.00	\$23,502.00
IL	AURORA	2010	B10MC170002	Public Improvements	03K	LMA	2020	Completed	\$21,091.00	\$21,091.00		\$21,091.00	\$21,091.00
IL	AURORA	2010	B10MC170002	Public Improvements	03K	LMA	2021	Completed	\$11,336.00	\$11,336.00		\$11,336.00	\$11,336.00
IL	AURORA	2010	B10MC170002	Public Improvements	03K	LMA	2022	Completed	\$12,500.00	\$12,500.00		\$12,500.00	\$12,500.00
IL	AURORA	2010	B10MC170002	Public Improvements	03K	LMA	2023	Completed	\$16,208.54	\$16,208.54		\$16,208.54	\$16,208.54
IL	AURORA	2010	B10MC170002	Public Improvements	03K	LMA	2024	Completed	\$9,039.00	\$9,039.00		\$9,039.00	\$9,039.00
IL	AURORA	2010	B10MC170002	Public Improvements	03K	LMA	2025	Completed	\$19,886.00	\$19,886.00		\$19,886.00	\$19,886.00
IL	AURORA	2010	B10MC170002	Public Improvements	03K	LMA	2026	Completed	\$25,920.80	\$25,920.80		\$25,920.80	\$25,920.80
IL	AURORA	2010	B10MC170002	Public Improvements	03K	LMA	2027	Completed	\$21,694.00	\$21,694.00		\$21,694.00	\$21,694.00
IL	AURORA	2010	B10MC170002	Public Improvements	03K	LMA	2028	Completed	\$15,500.00	\$15,500.00		\$15,500.00	\$15,500.00
IL	AURORA	2010	B10MC170002	Public Improvements	03K	LMA	2029	Completed	\$6,026.00	\$6,026.00		\$6,026.00	\$6,026.00
IL	AURORA	2010	B10MC170002	Public Improvements	03K	LMA	2030	Completed	\$16,271.00	\$16,271.00		\$16,271.00	\$16,271.00
IL	AURORA	2010	B10MC170002	Public Improvements	03K	LMA	2031	Completed	\$9,000.00	\$9,000.00		\$9,000.00	\$9,000.00
IL	AURORA	2010	B10MC170002	Public Improvements	03P	LMC	2008	Completed	\$11,800.00	\$11,800.00		\$15,000.00	\$15,000.00
Public Improvements									\$835,672.27	\$835,672.27	62.74%	\$1,277,873.25	\$1,277,873.25
IL	AURORA	2010	B10MC170002	Public Services	05G	LMC	1998	Completed	\$11,308.80	\$11,308.80		\$13,908.80	\$13,908.80
IL	AURORA	2010	B10MC170002	Public Services	05H	LMC	1959	Completed	\$3,543.39	\$3,543.39		\$25,000.00	\$25,000.00
IL	AURORA	2010	B10MC170002	Public Services	05H	LMC	1960	Completed	\$1,490.95	\$1,490.95		\$17,950.54	\$17,950.54
IL	AURORA	2010	B10MC170002	Public Services	05H	LMC	2002	Completed	\$12,255.40	\$12,255.40		\$13,478.63	\$13,478.63
IL	AURORA	2010	B10MC170002	Public Services	05H	LMC	2003	Completed	\$12,584.68	\$12,584.68		\$22,000.00	\$22,000.00
IL	AURORA	2010	B10MC170002	Public Services	05J	LMC	2000	Completed	\$1,671.31	\$1,671.31		\$4,400.00	\$4,400.00
IL	AURORA	2010	B10MC170002	Public Services	05L	LMC	1997	Completed	\$17,600.00	\$17,600.00		\$17,600.00	\$17,600.00
IL	AURORA	2010	B10MC170002	Public Services	05L	LMC	2004	Completed	\$8,794.22	\$8,794.22		\$13,200.00	\$13,200.00
IL	AURORA	2010	B10MC170002	Public Services	05N	LMC	1994	Completed	\$4,400.00	\$4,400.00		\$4,400.00	\$4,400.00
IL	AURORA	2010	B10MC170002	Public Services	05R	LMH	1952	Completed	\$3,333.10	\$3,333.10		\$40,000.00	\$40,000.00
IL	AURORA	2010	B10MC170002	Public Services	05U	LMC	1996	Completed	\$19,259.37	\$19,259.37		\$34,433.79	\$34,433.79
IL	AURORA	2010	B10MC170002	Public Services	05Z	LMC	1995	Completed	\$2,164.50	\$2,164.50		\$2,200.00	\$2,200.00
IL	AURORA	2010	B10MC170002	Public Services	05Z	LMC	2001	Completed	\$4,400.00	\$4,400.00		\$4,400.00	\$4,400.00
Public Services									\$102,805.72	\$102,805.72	7.72%	\$212,971.76	\$212,971.76
Total 2010									\$1,331,911.00	\$1,331,911.00	100.00%	\$2,060,205.04	\$2,060,205.04

Total Grant Amount for 2009 Grant year = \$1,232,281.00													
State	Grantee Name	Grant Year	Grant Number	Activity Group	Matrix Code	National Objective	IDIS Activity	Activity Status	Amount Funded From Selected Grant	Amount Drawn From Selected Grant	% of CDBG Drawn From Selected Grant/Grant Amount	Total CDBG Funded Amount (All Years All Sources)	Total CDBG Drawn Amount (All Years All Sources)
IL	AURORA	2009	B09MC170002	Acquisition	01	LMH	1990	Completed	\$75,248.97	\$75,248.97		\$75,248.97	\$75,248.97
Acquisition									\$75,248.97	\$75,248.97	6.11%	\$75,248.97	\$75,248.97
IL	AURORA	2009	B09MC170002	Administrative And Planning	20		1981	Completed	\$3,081.45	\$3,081.45		\$3,081.45	\$3,081.45
IL	AURORA	2009	B09MC170002	Administrative And Planning	20		1982	Completed	\$6,418.55	\$6,418.55		\$6,418.55	\$6,418.55
IL	AURORA	2009	B09MC170002	Administrative And Planning	20		1983	Completed	\$2,588.43	\$2,588.43		\$2,588.43	\$2,588.43
IL	AURORA	2009	B09MC170002	Administrative And Planning	21A		1975	Completed	\$206,398.48	\$206,398.48		\$265,770.20	\$265,770.20
Administrative And Planning									\$218,486.91	\$218,486.91	17.73%	\$277,858.63	\$277,858.63

IL	AURORA	2009	B09MC170002	Economic Development	14E	LMASA	2208	Open	\$45,149.37	\$45,149.37		\$700,000.00	\$700,000.00
Economic Development									\$45,149.37	\$45,149.37	3.66%	\$700,000.00	\$700,000.00
IL	AURORA	2009	B09MC170002	Housing	14A	LMH	1962	Completed	\$102,454.07	\$102,454.07		\$218,500.87	\$218,500.87
IL	AURORA	2009	B09MC170002	Housing	14A	LMH	1964	Completed	\$10,311.30	\$10,311.30		\$20,000.00	\$20,000.00
IL	AURORA	2009	B09MC170002	Housing	14A	LMH	1984	Completed	\$16,455.00	\$16,455.00		\$16,455.00	\$16,455.00
IL	AURORA	2009	B09MC170002	Housing	16A	LMH	1920	Completed	\$18,900.00	\$18,900.00		\$18,900.00	\$18,900.00
Housing									\$148,120.37	\$148,120.37	12.02%	\$273,855.87	\$273,855.87
IL	AURORA	2009	B09MC170002	Public Improvements	03K	LMA	1945	Completed	\$4,298.35	\$4,298.35		\$114,569.25	\$114,569.25
IL	AURORA	2009	B09MC170002	Public Improvements	03K	LMA	1947	Completed	\$9,653.70	\$9,653.70		\$45,651.43	\$45,651.43
IL	AURORA	2009	B09MC170002	Public Improvements	03K	LMA	1948	Completed	\$61,000.00	\$61,000.00		\$61,000.00	\$61,000.00
IL	AURORA	2009	B09MC170002	Public Improvements	03K	LMA	1965	Completed	\$170,263.50	\$170,263.50		\$181,750.00	\$181,750.00
IL	AURORA	2009	B09MC170002	Public Improvements	03K	LMA	1966	Completed	\$2,737.48	\$2,737.48		\$161,814.91	\$161,814.91
IL	AURORA	2009	B09MC170002	Public Improvements	03K	LMA	1967	Completed	\$90,000.00	\$90,000.00		\$103,750.00	\$103,750.00
IL	AURORA	2009	B09MC170002	Public Improvements	03K	LMA	1968	Completed	\$4,000.00	\$4,000.00		\$9,750.00	\$9,750.00
IL	AURORA	2009	B09MC170002	Public Improvements	03K	LMA	1969	Completed	\$50,000.00	\$50,000.00		\$55,750.00	\$55,750.00
IL	AURORA	2009	B09MC170002	Public Improvements	03K	LMA	1970	Completed	\$80,000.00	\$80,000.00		\$82,000.00	\$82,000.00
IL	AURORA	2009	B09MC170002	Public Improvements	03K	LMA	1971	Completed	\$2,000.00	\$2,000.00		\$4,550.00	\$4,550.00
IL	AURORA	2009	B09MC170002	Public Improvements	03K	LMA	1972	Completed	\$60,000.00	\$60,000.00		\$60,000.00	\$60,000.00
IL	AURORA	2009	B09MC170002	Public Improvements	03K	LMA	1973	Completed	\$40,000.00	\$40,000.00		\$42,750.00	\$42,750.00
IL	AURORA	2009	B09MC170002	Public Improvements	03K	LMA	1987	Completed	\$84,024.62	\$84,024.62		\$84,796.93	\$84,796.93
Public Improvements									\$657,977.65	\$657,977.65	53.40%	\$1,008,132.52	\$1,008,132.52
IL	AURORA	2009	B09MC170002	Public Services	05D	LMC	1951	Completed	\$10,000.00	\$10,000.00		\$10,000.00	\$10,000.00
IL	AURORA	2009	B09MC170002	Public Services	05G	LMC	1956	Completed	\$14,555.32	\$14,555.32		\$15,000.00	\$15,000.00
IL	AURORA	2009	B09MC170002	Public Services	05H	LMC	1949	Completed	\$1,000.00	\$1,000.00		\$1,000.00	\$1,000.00
IL	AURORA	2009	B09MC170002	Public Services	05H	LMC	1959	Completed	\$12,727.43	\$12,727.43		\$25,000.00	\$25,000.00
IL	AURORA	2009	B09MC170002	Public Services	05H	LMC	1960	Completed	\$14,519.14	\$14,519.14		\$17,950.54	\$17,950.54
IL	AURORA	2009	B09MC170002	Public Services	05J	LMC	1957	Completed	\$5,000.00	\$5,000.00		\$5,000.00	\$5,000.00
IL	AURORA	2009	B09MC170002	Public Services	05L	LMC	1955	Completed	\$9,000.00	\$9,000.00		\$20,000.00	\$20,000.00
IL	AURORA	2009	B09MC170002	Public Services	05N	LMC	1950	Completed	\$5,000.00	\$5,000.00		\$5,000.00	\$5,000.00
IL	AURORA	2009	B09MC170002	Public Services	05R	LMH	1952	Completed	\$30,000.21	\$30,000.21		\$40,000.00	\$40,000.00
IL	AURORA	2009	B09MC170002	Public Services	05R	LMH	1953	Completed	\$25,000.00	\$25,000.00		\$25,000.00	\$25,000.00
IL	AURORA	2009	B09MC170002	Public Services	05Z	LMC	1954	Completed	\$645.00	\$645.00		\$2,500.00	\$2,500.00
IL	AURORA	2009	B09MC170002	Public Services	05Z	LMC	1958	Completed	\$5,000.00	\$5,000.00		\$5,000.00	\$5,000.00
Public Services									\$132,447.10	\$132,447.10	10.75%	\$171,450.54	\$171,450.54
Total 2009									\$1,277,430.37	\$1,277,430.37	103.66%	\$2,506,546.53	\$2,506,546.53

Total Grant Amount for 2008 Grant year = \$1,220,476.00													
State	Grantee Name	Grant Year	Grant Number	Activity Group	Matrix Code	National Objective	IDIS Activity	Activity Status	Amount Funded From Selected Grant	Amount Drawn From Selected Grant	% of CDBG Drawn From Selected Grant/Grant Amount	Total CDBG Funded Amount (All Years All Sources)	Total CDBG Drawn Amount (All Years All Sources)
IL	AURORA	2008	B08MC170002	Acquisition	01	LMC	1989	Completed	\$450,000.00	\$450,000.00		\$450,000.00	\$450,000.00
Acquisition									\$450,000.00	\$450,000.00	36.87%	\$450,000.00	\$450,000.00
IL	AURORA	2008	B08MC170002	Administrative And Planning	20		1922	Completed	\$19,353.00	\$19,353.00		\$21,062.00	\$21,062.00
IL	AURORA	2008	B08MC170002	Administrative And Planning	20		1930	Completed	\$750.00	\$750.00		\$2,288.55	\$2,288.55
IL	AURORA	2008	B08MC170002	Administrative And Planning	21A		1929	Completed	\$9,379.73	\$9,379.73		\$128,825.29	\$128,825.29
IL	AURORA	2008	B08MC170002	Administrative And Planning	21A		1975	Completed	\$10,471.84	\$10,471.84		\$265,770.20	\$265,770.20
Administrative And Planning									\$39,954.57	\$39,954.57	3.27%	\$417,946.04	\$417,946.04
IL	AURORA	2008	B08MC170002	Housing	14A	LMH	1923	Completed	\$17,382.00	\$17,382.00		\$83,858.00	\$83,858.00
IL	AURORA	2008	B08MC170002	Housing	14A	LMH	1933	Completed	\$8,921.05	\$8,921.05		\$23,121.42	\$23,121.42
IL	AURORA	2008	B08MC170002	Housing	14F	LMH	1896	Completed	\$4,800.00	\$4,800.00		\$6,720.00	\$6,720.00
Housing									\$31,103.05	\$31,103.05	2.55%	\$113,699.42	\$113,699.42
IL	AURORA	2008	B08MC170002	Public Improvements	03K	LMA	1899	Completed	\$116,984.34	\$116,984.34		\$181,297.65	\$181,297.65
IL	AURORA	2008	B08MC170002	Public Improvements	03K	LMA	1943	Completed	\$30,000.00	\$30,000.00		\$30,000.00	\$30,000.00
IL	AURORA	2008	B08MC170002	Public Improvements	03K	LMA	1944	Completed	\$60,000.00	\$60,000.00		\$60,000.00	\$60,000.00
IL	AURORA	2008	B08MC170002	Public Improvements	03K	LMA	1945	Completed	\$110,270.90	\$110,270.90		\$114,569.25	\$114,569.25
IL	AURORA	2008	B08MC170002	Public Improvements	03K	LMA	1946	Completed	\$70,000.00	\$70,000.00		\$70,000.00	\$70,000.00
IL	AURORA	2008	B08MC170002	Public Improvements	03K	LMA	1947	Completed	\$35,997.73	\$35,997.73		\$45,651.43	\$45,651.43
IL	AURORA	2008	B08MC170002	Public Improvements	03K	LMA	1987	Completed	\$405.38	\$405.38		\$84,796.93	\$84,796.93
IL	AURORA	2008	B08MC170002	Public Improvements	03K	LMH	1898	Completed	\$49,105.50	\$49,105.50		\$49,105.50	\$49,105.50
IL	AURORA	2008	B08MC170002	Public Improvements	03P	LMC	1921	Completed	\$60,000.00	\$60,000.00		\$60,000.00	\$60,000.00
Public Improvements									\$532,763.85	\$532,763.85	43.65%	\$695,420.76	\$695,420.76
IL	AURORA	2008	B08MC170002	Public Services	05A	LMC	1909	Completed	\$6,000.00	\$6,000.00		\$6,000.00	\$6,000.00
IL	AURORA	2008	B08MC170002	Public Services	05G	LMC	1913	Completed	\$10,307.58	\$10,307.58		\$15,000.00	\$15,000.00
IL	AURORA	2008	B08MC170002	Public Services	05G	LMC	1956	Completed	\$444.68	\$444.68		\$15,000.00	\$15,000.00
IL	AURORA	2008	B08MC170002	Public Services	05H	LMC	1888	Completed	\$3,458.54	\$3,458.54		\$20,000.00	\$20,000.00
IL	AURORA	2008	B08MC170002	Public Services	05H	LMC	1904	Completed	\$1,204.00	\$1,204.00		\$2,500.00	\$2,500.00
IL	AURORA	2008	B08MC170002	Public Services	05H	LMC	1918	Completed	\$15,000.00	\$15,000.00		\$15,000.00	\$15,000.00
IL	AURORA	2008	B08MC170002	Public Services	05H	LMC	1959	Completed	\$9.11	\$9.11		\$25,000.00	\$25,000.00

IL	AURORA	2008	B08MC170002	Public Services	05H	LMC	1960	Completed	\$1,940.45	\$1,940.45		\$17,950.54	\$17,950.54
IL	AURORA	2008	B08MC170002	Public Services	05J	LMC	1914	Completed	\$7,121.48	\$7,121.48		\$10,000.00	\$10,000.00
IL	AURORA	2008	B08MC170002	Public Services	05L	LMC	1881	Completed	\$7,000.00	\$7,000.00		\$15,000.00	\$15,000.00
IL	AURORA	2008	B08MC170002	Public Services	05L	LMC	1912	Completed	\$15,000.00	\$15,000.00		\$15,000.00	\$15,000.00
IL	AURORA	2008	B08MC170002	Public Services	05L	LMC	1955	Completed	\$11,000.00	\$11,000.00		\$20,000.00	\$20,000.00
IL	AURORA	2008	B08MC170002	Public Services	05N	LMC	1878	Completed	\$5,000.00	\$5,000.00		\$5,000.00	\$5,000.00
IL	AURORA	2008	B08MC170002	Public Services	05N	LMC	1906	Completed	\$5,000.00	\$5,000.00		\$5,000.00	\$5,000.00
IL	AURORA	2008	B08MC170002	Public Services	05R	LMH	1908	Completed	\$40,000.00	\$40,000.00		\$40,000.00	\$40,000.00
IL	AURORA	2008	B08MC170002	Public Services	05R	LMH	1910	Completed	\$28,147.00	\$28,147.00		\$30,000.00	\$30,000.00
IL	AURORA	2008	B08MC170002	Public Services	05R	LMH	1952	Completed	\$6,666.69	\$6,666.69		\$40,000.00	\$40,000.00
IL	AURORA	2008	B08MC170002	Public Services	05Z	LMC	1915	Completed	\$1,500.00	\$1,500.00		\$1,500.00	\$1,500.00
IL	AURORA	2008	B08MC170002	Public Services	05Z	LMC	1954	Completed	\$1,855.00	\$1,855.00		\$2,500.00	\$2,500.00
Public Services									\$166,654.53	\$166,654.53	13.65%	\$300,450.54	\$300,450.54
Total 2008									\$1,220,476.00	\$1,220,476.00	100.00%	\$1,977,516.76	\$1,977,516.76

Total Grant Amount for 2007 Grant year = \$1,266,155.00

State	Grantee Name	Grant Year	Grant Number	Activity Group	Matrix Code	National Objective	IDIS Activity	Activity Status	Amount Funded From Selected Grant	Amount Drawn From Selected Grant	% of CDBG Drawn From Selected Grant/Grant Amount	Total CDBG Funded Amount (All Years All Sources)	Total CDBG Drawn Amount (All Years All Sources)
IL	AURORA	2007	B07MC170002	Administrative And Planning	20		1840	Completed	\$2,640.00	\$2,640.00		\$7,560.00	\$7,560.00
IL	AURORA	2007	B07MC170002	Administrative And Planning	20		1846	Completed	\$67,399.64	\$67,399.64		\$253,231.00	\$253,231.00
IL	AURORA	2007	B07MC170002	Administrative And Planning	20		1900	Completed	\$211,635.82	\$211,635.82		\$244,095.82	\$244,095.82
IL	AURORA	2007	B07MC170002	Administrative And Planning	20		1930	Completed	\$1,538.55	\$1,538.55		\$2,288.55	\$2,288.55
IL	AURORA	2007	B07MC170002	Administrative And Planning	21A		1929	Completed	\$101,581.59	\$101,581.59		\$128,825.29	\$128,825.29
Administrative And Planning									\$384,795.60	\$384,795.60	30.39%	\$636,000.66	\$636,000.66
IL	AURORA	2007	B07MC170002	Housing	14A	LMH	1779	Completed	\$4,635.00	\$4,635.00		\$304,635.00	\$304,635.00
IL	AURORA	2007	B07MC170002	Housing	14A	LMH	1857	Completed	\$3,951.90	\$3,951.90		\$127,476.10	\$127,476.10
IL	AURORA	2007	B07MC170002	Housing	14A	LMH	1893	Completed	\$10,000.00	\$10,000.00		\$10,000.00	\$10,000.00
IL	AURORA	2007	B07MC170002	Housing	14A	LMH	1895	Completed	\$59,181.65	\$59,181.65		\$94,227.61	\$94,227.61
IL	AURORA	2007	B07MC170002	Housing	14A	LMH	1923	Completed	\$66,476.00	\$66,476.00		\$83,858.00	\$83,858.00
IL	AURORA	2007	B07MC170002	Housing	16A	LMH	1745	Completed	\$2,660.75	\$2,660.75		\$99,922.82	\$99,922.82
IL	AURORA	2007	B07MC170002	Housing	16A	LMH	1835	Completed	\$3,266.67	\$3,266.67		\$19,900.00	\$19,900.00
Housing									\$150,171.97	\$150,171.97	11.86%	\$740,019.53	\$740,019.53
IL	AURORA	2007	B07MC170002	Public Improvements	03A	LMC	1836	Completed	\$25,000.00	\$25,000.00		\$25,000.00	\$25,000.00
IL	AURORA	2007	B07MC170002	Public Improvements	03B	LMC	1831	Completed	\$15,984.00	\$15,984.00		\$15,984.00	\$15,984.00
IL	AURORA	2007	B07MC170002	Public Improvements	03C	LMC	1892	Completed	\$3,900.00	\$3,900.00		\$3,900.00	\$3,900.00
IL	AURORA	2007	B07MC170002	Public Improvements	03E	LMA	1841	Completed	\$214,537.89	\$214,537.89		\$250,000.00	\$250,000.00
IL	AURORA	2007	B07MC170002	Public Improvements	03F	LMA	1853	Completed	\$35,000.00	\$35,000.00		\$35,000.00	\$35,000.00
IL	AURORA	2007	B07MC170002	Public Improvements	03K	LMA	1781	Completed	\$75,654.50	\$75,654.50		\$75,654.50	\$75,654.50
IL	AURORA	2007	B07MC170002	Public Improvements	03K	LMA	1899	Completed	\$64,313.31	\$64,313.31		\$181,297.65	\$181,297.65
IL	AURORA	2007	B07MC170002	Public Improvements	03L	LMA	1859	Completed	\$14,608.90	\$14,608.90		\$61,751.89	\$61,751.89
IL	AURORA	2007	B07MC170002	Public Improvements	03M	LMC	1849	Completed	\$3,940.00	\$3,940.00		\$90,000.00	\$90,000.00
IL	AURORA	2007	B07MC170002	Public Improvements	03Z	LMC	1775	Completed	\$13,000.00	\$13,000.00		\$13,000.00	\$13,000.00
IL	AURORA	2007	B07MC170002	Public Improvements	03Z	LMC	1843	Completed	\$61,400.00	\$61,400.00		\$61,400.00	\$61,400.00
Public Improvements									\$527,338.60	\$527,338.60	41.65%	\$812,988.04	\$812,988.04
IL	AURORA	2007	B07MC170002	Public Services	05A	LMC	1879	Completed	\$25,000.00	\$25,000.00		\$25,000.00	\$25,000.00
IL	AURORA	2007	B07MC170002	Public Services	05A	LMC	1885	Completed	\$10,000.00	\$10,000.00		\$10,000.00	\$10,000.00
IL	AURORA	2007	B07MC170002	Public Services	05C	LMC	1825	Completed	\$372.52	\$372.52		\$15,000.00	\$15,000.00
IL	AURORA	2007	B07MC170002	Public Services	05C	LMC	1883	Completed	\$10,000.00	\$10,000.00		\$10,000.00	\$10,000.00
IL	AURORA	2007	B07MC170002	Public Services	05G	LMC	1823	Completed	\$10,000.00	\$10,000.00		\$20,000.00	\$20,000.00
IL	AURORA	2007	B07MC170002	Public Services	05G	LMC	1882	Completed	\$20,000.00	\$20,000.00		\$20,000.00	\$20,000.00
IL	AURORA	2007	B07MC170002	Public Services	05H	LMC	1826	Completed	\$5,000.00	\$5,000.00		\$5,000.00	\$5,000.00
IL	AURORA	2007	B07MC170002	Public Services	05H	LMC	1830	Completed	\$24,934.85	\$24,934.85		\$28,000.00	\$28,000.00
IL	AURORA	2007	B07MC170002	Public Services	05H	LMC	1874	Completed	\$5,000.00	\$5,000.00		\$5,000.00	\$5,000.00
IL	AURORA	2007	B07MC170002	Public Services	05H	LMC	1875	Completed	\$5,000.00	\$5,000.00		\$5,000.00	\$5,000.00
IL	AURORA	2007	B07MC170002	Public Services	05H	LMC	1884	Completed	\$10,000.00	\$10,000.00		\$10,000.00	\$10,000.00
IL	AURORA	2007	B07MC170002	Public Services	05H	LMC	1888	Completed	\$16,541.46	\$16,541.46		\$20,000.00	\$20,000.00
IL	AURORA	2007	B07MC170002	Public Services	05H	LMC	1889	Completed	\$4,500.00	\$4,500.00		\$4,500.00	\$4,500.00
IL	AURORA	2007	B07MC170002	Public Services	05L	LMC	1822	Completed	\$15,000.00	\$15,000.00		\$15,000.00	\$15,000.00
IL	AURORA	2007	B07MC170002	Public Services	05L	LMC	1881	Completed	\$8,000.00	\$8,000.00		\$15,000.00	\$15,000.00
IL	AURORA	2007	B07MC170002	Public Services	05M	LMC	1887	Completed	\$5,000.00	\$5,000.00		\$5,000.00	\$5,000.00
IL	AURORA	2007	B07MC170002	Public Services	05Z	LMC	1828	Completed	\$10,000.00	\$10,000.00		\$10,000.00	\$10,000.00
IL	AURORA	2007	B07MC170002	Public Services	05Z	LMC	1829	Completed	\$2,500.00	\$2,500.00		\$2,500.00	\$2,500.00
IL	AURORA	2007	B07MC170002	Public Services	05Z	LMC	1876	Completed	\$10,000.00	\$10,000.00		\$10,000.00	\$10,000.00
IL	AURORA	2007	B07MC170002	Public Services	05Z	LMC	1886	Completed	\$2,500.00	\$2,500.00		\$2,500.00	\$2,500.00
IL	AURORA	2007	B07MC170002	Public Services	05Z	LMC	1890	Completed	\$4,500.00	\$4,500.00		\$4,500.00	\$4,500.00
Public Services									\$203,848.83	\$203,848.83	16.10%	\$242,000.00	\$242,000.00
Total 2007									\$1,266,155.00	\$1,266,155.00	100.00%	\$2,431,008.23	\$2,431,008.23

Total Grant Amount for 2006 Grant year = \$1,267,004.00													
State	Grantee Name	Grant Year	Grant Number	Activity Group	Matrix Code	National Objective	IDIS Activity	Activity Status	Amount Funded From Selected Grant	Amount Drawn From Selected Grant	% of CDBG Drawn From Selected Grant/Grant Amount	Total CDBG Funded Amount (All Years All Sources)	Total CDBG Drawn Amount (All Years All Sources)
IL	AURORA	2006	B06MC170002	Acquisition	04	LMA	1851	Completed	\$22,500.00	\$22,500.00		\$50,000.00	\$50,000.00
Acquisition									\$22,500.00	\$22,500.00	1.78%	\$50,000.00	\$50,000.00
IL	AURORA	2006	B06MC170002	Administrative And Planning	20		1840	Completed	\$4,920.00	\$4,920.00		\$7,560.00	\$7,560.00
IL	AURORA	2006	B06MC170002	Administrative And Planning	20		1846	Completed	\$185,831.36	\$185,831.36		\$253,231.00	\$253,231.00
IL	AURORA	2006	B06MC170002	Administrative And Planning	20		1847	Completed	\$4,750.00	\$4,750.00		\$9,500.00	\$9,500.00
Administrative And Planning									\$195,501.36	\$195,501.36	15.43%	\$270,291.00	\$270,291.00
IL	AURORA	2006	B06MC170002	Housing	12	LMH	1834	Completed	\$30,000.00	\$30,000.00		\$30,000.00	\$30,000.00
IL	AURORA	2006	B06MC170002	Housing	14A	LMH	1779	Completed	\$99,928.33	\$99,928.33		\$304,635.00	\$304,635.00
IL	AURORA	2006	B06MC170002	Housing	14A	LMH	1833	Completed	\$11,621.56	\$11,621.56		\$11,621.56	\$11,621.56
IL	AURORA	2006	B06MC170002	Housing	14A	LMH	1842	Completed	\$15,000.00	\$15,000.00		\$15,000.00	\$15,000.00
IL	AURORA	2006	B06MC170002	Housing	14A	LMH	1857	Completed	\$46,048.10	\$46,048.10		\$127,476.10	\$127,476.10
IL	AURORA	2006	B06MC170002	Housing	16A	LMH	1451	Completed	\$1,992.91	\$1,992.91		\$10,881.57	\$10,881.57
IL	AURORA	2006	B06MC170002	Housing	16A	LMH	1745	Completed	\$1,364.94	\$1,364.94		\$99,922.82	\$99,922.82
IL	AURORA	2006	B06MC170002	Housing	16A	LMH	1835	Completed	\$16,633.33	\$16,633.33		\$19,900.00	\$19,900.00
Housing									\$222,589.17	\$222,589.17	17.57%	\$619,437.05	\$619,437.05
IL	AURORA	2006	B06MC170002	Public Improvements	03C	LMC	1839	Completed	\$18,425.00	\$18,425.00		\$18,425.00	\$18,425.00
IL	AURORA	2006	B06MC170002	Public Improvements	03E	LMA	1841	Completed	\$35,462.11	\$35,462.11		\$250,000.00	\$250,000.00
IL	AURORA	2006	B06MC170002	Public Improvements	03K	LMA	1797	Completed	\$4,105.60	\$4,105.60		\$117,378.08	\$117,378.08
IL	AURORA	2006	B06MC170002	Public Improvements	03K	LMA	1844	Completed	\$251,635.00	\$251,635.00		\$251,635.00	\$251,635.00
IL	AURORA	2006	B06MC170002	Public Improvements	03L	LMA	1782	Completed	\$68,850.00	\$68,850.00		\$68,850.00	\$68,850.00
IL	AURORA	2006	B06MC170002	Public Improvements	03L	LMA	1859	Completed	\$47,142.99	\$47,142.99		\$61,751.89	\$61,751.89
IL	AURORA	2006	B06MC170002	Public Improvements	03M	LMC	1838	Completed	\$30,000.00	\$30,000.00		\$30,000.00	\$30,000.00
IL	AURORA	2006	B06MC170002	Public Improvements	03M	LMC	1849	Completed	\$86,060.00	\$86,060.00		\$90,000.00	\$90,000.00
IL	AURORA	2006	B06MC170002	Public Improvements	03P	LMC	1850	Completed	\$68,125.34	\$68,125.34		\$100,000.00	\$100,000.00
IL	AURORA	2006	B06MC170002	Public Improvements	03Z	LMA	1832	Completed	\$100,000.00	\$100,000.00		\$100,000.00	\$100,000.00
IL	AURORA	2006	B06MC170002	Public Improvements	03Z	LMA	1854	Completed	\$13,492.80	\$13,492.80		\$13,492.80	\$13,492.80
Public Improvements									\$723,298.84	\$723,298.84	57.09%	\$1,101,532.77	\$1,101,532.77
IL	AURORA	2006	B06MC170002	Public Services	05A	LMC	1818	Completed	\$12,000.00	\$12,000.00		\$12,000.00	\$12,000.00
IL	AURORA	2006	B06MC170002	Public Services	05A	LMC	1820	Completed	\$30,000.00	\$30,000.00		\$40,000.00	\$40,000.00
IL	AURORA	2006	B06MC170002	Public Services	05A	LMC	1827	Completed	\$8,000.00	\$8,000.00		\$8,000.00	\$8,000.00
IL	AURORA	2006	B06MC170002	Public Services	05C	LMC	1825	Completed	\$14,627.48	\$14,627.48		\$15,000.00	\$15,000.00
IL	AURORA	2006	B06MC170002	Public Services	05G	LMC	1823	Completed	\$10,000.00	\$10,000.00		\$20,000.00	\$20,000.00
IL	AURORA	2006	B06MC170002	Public Services	05H	LMC	1821	Completed	\$1,486.00	\$1,486.00		\$1,486.00	\$1,486.00
IL	AURORA	2006	B06MC170002	Public Services	05H	LMC	1830	Completed	\$3,065.15	\$3,065.15		\$28,000.00	\$28,000.00
IL	AURORA	2006	B06MC170002	Public Services	05I	LMA	1824	Completed	\$2,936.00	\$2,936.00		\$2,936.00	\$2,936.00
IL	AURORA	2006	B06MC170002	Public Services	05Z	LMC	1767	Completed	\$1,000.00	\$1,000.00		\$2,000.00	\$2,000.00
IL	AURORA	2006	B06MC170002	Public Services	05Z	LMC	1819	Completed	\$20,000.00	\$20,000.00		\$30,000.00	\$30,000.00
Public Services									\$103,114.63	\$103,114.63	8.14%	\$159,422.00	\$159,422.00
Total 2006									\$1,267,004.00	\$1,267,004.00	100.00%	\$2,200,682.82	\$2,200,682.82

Total Grant Amount for 2005 Grant year = \$1,401,703.00													
State	Grantee Name	Grant Year	Grant Number	Activity Group	Matrix Code	National Objective	IDIS Activity	Activity Status	Amount Funded From Selected Grant	Amount Drawn From Selected Grant	% of CDBG Drawn From Selected Grant/Grant Amount	Total CDBG Funded Amount (All Years All Sources)	Total CDBG Drawn Amount (All Years All Sources)
IL	AURORA	2005	B05MC170002	Acquisition	04	SBS	1776	Completed	\$15,000.00	\$15,000.00		\$15,000.00	\$15,000.00
Acquisition									\$15,000.00	\$15,000.00	1.07%	\$15,000.00	\$15,000.00
IL	AURORA	2005	B05MC170002	Administrative And Planning	20		1798	Completed	\$253,400.00	\$253,400.00		\$253,400.00	\$253,400.00
IL	AURORA	2005	B05MC170002	Administrative And Planning	20		1847	Completed	\$4,750.00	\$4,750.00		\$9,500.00	\$9,500.00
Administrative And Planning									\$258,150.00	\$258,150.00	18.42%	\$262,900.00	\$262,900.00
IL	AURORA	2005	B05MC170002	Housing	14A	LMH	1774	Completed	\$8,594.17	\$8,594.17		\$15,000.00	\$15,000.00
IL	AURORA	2005	B05MC170002	Housing	14A	LMH	1779	Completed	\$196,895.37	\$196,895.37		\$304,635.00	\$304,635.00
IL	AURORA	2005	B05MC170002	Housing	14F	LMH	1803	Completed	\$1,444.00	\$1,444.00		\$1,444.00	\$1,444.00
IL	AURORA	2005	B05MC170002	Housing	14F	LMH	1805	Completed	\$495.45	\$495.45		\$495.45	\$495.45
IL	AURORA	2005	B05MC170002	Housing	14F	LMH	1812	Completed	\$1,500.00	\$1,500.00		\$1,500.00	\$1,500.00
IL	AURORA	2005	B05MC170002	Housing	14I	LMH	1505	Completed	\$200.00	\$200.00		\$2,100.00	\$2,100.00
IL	AURORA	2005	B05MC170002	Housing	14I	LMH	1507	Completed	\$400.00	\$400.00		\$2,400.00	\$2,400.00
IL	AURORA	2005	B05MC170002	Housing	14I	LMH	1637	Completed	\$400.00	\$400.00		\$1,000.00	\$1,000.00
IL	AURORA	2005	B05MC170002	Housing	14I	LMH	1748	Completed	\$890.00	\$890.00		\$890.00	\$890.00
IL	AURORA	2005	B05MC170002	Housing	16A	LMH	1451	Completed	\$5,726.30	\$5,726.30		\$10,881.57	\$10,881.57
IL	AURORA	2005	B05MC170002	Housing	16A	LMH	1474	Completed	\$1,940.00	\$1,940.00		\$2,190.00	\$2,190.00
IL	AURORA	2005	B05MC170002	Housing	16A	LMH	1506	Completed	\$170.87	\$170.87		\$9,991.17	\$9,991.17
IL	AURORA	2005	B05MC170002	Housing	16A	LMH	1745	Completed	\$83,406.19	\$83,406.19		\$99,922.82	\$99,922.82
IL	AURORA	2005	B05MC170002	Housing	16A	SBS	913	Completed	\$1,217.25	\$1,217.25		\$2,499.38	\$2,499.38
Housing									\$303,279.60	\$303,279.60	21.64%	\$454,949.39	\$454,949.39

IL	AURORA	2005	B05MC170002	Public Improvements	03C	LMC	1771	Completed	\$45,833.00	\$45,833.00		\$45,833.00	\$45,833.00
IL	AURORA	2005	B05MC170002	Public Improvements	03C	LMC	1773	Completed	\$100,000.00	\$100,000.00		\$100,000.00	\$100,000.00
IL	AURORA	2005	B05MC170002	Public Improvements	03C	LMC	1778	Completed	\$15,000.00	\$15,000.00		\$15,000.00	\$15,000.00
IL	AURORA	2005	B05MC170002	Public Improvements	03F	LMA	1780	Completed	\$27,476.50	\$27,476.50		\$27,476.50	\$27,476.50
IL	AURORA	2005	B05MC170002	Public Improvements	03K	LMA	1533	Completed	\$4,867.68	\$4,867.68		\$48,676.80	\$48,676.80
IL	AURORA	2005	B05MC170002	Public Improvements	03K	LMA	1568	Completed	\$1,682.00	\$1,682.00		\$123,031.86	\$123,031.86
IL	AURORA	2005	B05MC170002	Public Improvements	03K	LMA	1693	Completed	\$22,024.11	\$22,024.11		\$70,081.75	\$70,081.75
IL	AURORA	2005	B05MC170002	Public Improvements	03K	LMA	1797	Completed	\$113,272.48	\$113,272.48		\$117,378.08	\$117,378.08
IL	AURORA	2005	B05MC170002	Public Improvements	03K	LMA	1752	Completed	\$66,500.00	\$66,500.00		\$66,500.00	\$66,500.00
IL	AURORA	2005	B05MC170002	Public Improvements	03P	LMC	1769	Completed	\$100,000.00	\$100,000.00		\$100,000.00	\$100,000.00
IL	AURORA	2005	B05MC170002	Public Improvements	03P	LMC	1777	Completed	\$100,000.00	\$100,000.00		\$100,000.00	\$100,000.00
IL	AURORA	2005	B05MC170002	Public Improvements	03P	LMC	1850	Completed	\$31,874.66	\$31,874.66		\$100,000.00	\$100,000.00
Public Improvements									\$628,530.43	\$628,530.43	44.84%	\$913,977.99	\$913,977.99
IL	AURORA	2005	B05MC170002	Public Services	03T	LMC	1761	Completed	\$14,000.00	\$14,000.00		\$14,000.00	\$14,000.00
IL	AURORA	2005	B05MC170002	Public Services	05A	LMC	1756	Completed	\$39,636.16	\$39,636.16		\$50,000.00	\$50,000.00
IL	AURORA	2005	B05MC170002	Public Services	05A	LMC	1764	Completed	\$7,500.00	\$7,500.00		\$7,500.00	\$7,500.00
IL	AURORA	2005	B05MC170002	Public Services	05A	LMC	1820	Completed	\$10,000.00	\$10,000.00		\$40,000.00	\$40,000.00
IL	AURORA	2005	B05MC170002	Public Services	05C	LMC	1760	Completed	\$15,000.00	\$15,000.00		\$15,000.00	\$15,000.00
IL	AURORA	2005	B05MC170002	Public Services	05G	LMC	1759	Completed	\$18,000.00	\$18,000.00		\$18,000.00	\$18,000.00
IL	AURORA	2005	B05MC170002	Public Services	05H	LMC	1753	Completed	\$5,000.00	\$5,000.00		\$5,000.00	\$5,000.00
IL	AURORA	2005	B05MC170002	Public Services	05H	LMC	1763	Completed	\$5,000.00	\$5,000.00		\$5,000.00	\$5,000.00
IL	AURORA	2005	B05MC170002	Public Services	05L	LMC	1758	Completed	\$15,000.00	\$15,000.00		\$15,000.00	\$15,000.00
IL	AURORA	2005	B05MC170002	Public Services	05M	LMC	1768	Completed	\$5,000.00	\$5,000.00		\$5,000.00	\$5,000.00
IL	AURORA	2005	B05MC170002	Public Services	05N	LMC	1755	Completed	\$5,000.00	\$5,000.00		\$5,000.00	\$5,000.00
IL	AURORA	2005	B05MC170002	Public Services	05Z	LMC	1754	Completed	\$30,000.00	\$30,000.00		\$30,000.00	\$30,000.00
IL	AURORA	2005	B05MC170002	Public Services	05Z	LMC	1762	Completed	\$6,000.00	\$6,000.00		\$6,000.00	\$6,000.00
IL	AURORA	2005	B05MC170002	Public Services	05Z	LMC	1765	Completed	\$8,106.81	\$8,106.81		\$10,000.00	\$10,000.00
IL	AURORA	2005	B05MC170002	Public Services	05Z	LMC	1766	Completed	\$2,500.00	\$2,500.00		\$2,500.00	\$2,500.00
IL	AURORA	2005	B05MC170002	Public Services	05Z	LMC	1767	Completed	\$1,000.00	\$1,000.00		\$2,000.00	\$2,000.00
IL	AURORA	2005	B05MC170002	Public Services	05Z	LMC	1819	Completed	\$10,000.00	\$10,000.00		\$30,000.00	\$30,000.00
Public Services									\$196,742.97	\$196,742.97	14.04%	\$260,000.00	\$260,000.00
Total 2005									\$1,401,703.00	\$1,401,703.00	100.00%	\$1,906,827.38	\$1,906,827.38

Total Grant Amount for 2004 Grant year = \$1,470,000.00													
State	Grantee Name	Grant Year	Grant Number	Activity Group	Matrix Code	National Objective	IDIS Activity	Activity Status	Amount Funded From Selected Grant	Amount Drawn From Selected Grant	% of CDBG Drawn From Selected Grant/Grant Amount	Total CDBG Funded Amount (All Years All Sources)	Total CDBG Drawn Amount (All Years All Sources)
IL	AURORA	2004	B04MC170002	Acquisition	08	LMH	1713	Completed	\$800.00	\$800.00		\$800.00	\$800.00
Acquisition									\$800.00	\$800.00	0.05%	\$800.00	\$800.00
IL	AURORA	2004	B04MC170002	Administrative And Planning	20		1700	Completed	\$6,600.00	\$6,600.00		\$6,600.00	\$6,600.00
IL	AURORA	2004	B04MC170002	Administrative And Planning	20		1750	Completed	\$280,341.00	\$280,341.00		\$280,341.00	\$280,341.00
Administrative And Planning									\$286,941.00	\$286,941.00	19.52%	\$286,941.00	\$286,941.00
IL	AURORA	2004	B04MC170002	Housing	14A	LMH	1701	Completed	\$23,308.41	\$23,308.41		\$23,308.41	\$23,308.41
IL	AURORA	2004	B04MC170002	Housing	14A	LMH	1703	Completed	\$7,487.16	\$7,487.16		\$7,487.16	\$7,487.16
IL	AURORA	2004	B04MC170002	Housing	14A	LMH	1704	Completed	\$12,937.14	\$12,937.14		\$55,255.59	\$55,255.59
IL	AURORA	2004	B04MC170002	Housing	14A	LMH	1707	Completed	\$3,250.00	\$3,250.00		\$3,250.00	\$3,250.00
IL	AURORA	2004	B04MC170002	Housing	14A	LMH	1708	Completed	\$400.00	\$400.00		\$400.00	\$400.00
IL	AURORA	2004	B04MC170002	Housing	14A	LMH	1710	Completed	\$3,757.50	\$3,757.50		\$3,757.50	\$3,757.50
IL	AURORA	2004	B04MC170002	Housing	14A	LMH	1711	Completed	\$4,319.58	\$4,319.58		\$4,319.58	\$4,319.58
IL	AURORA	2004	B04MC170002	Housing	14A	LMH	1714	Completed	\$30,823.65	\$30,823.65		\$30,823.65	\$30,823.65
IL	AURORA	2004	B04MC170002	Housing	14A	LMH	1715	Completed	\$38,282.40	\$38,282.40		\$38,282.40	\$38,282.40
IL	AURORA	2004	B04MC170002	Housing	14A	LMH	1717	Completed	\$2,497.53	\$2,497.53		\$2,497.53	\$2,497.53
IL	AURORA	2004	B04MC170002	Housing	14A	LMH	1722	Completed	\$2,437.00	\$2,437.00		\$2,437.00	\$2,437.00
IL	AURORA	2004	B04MC170002	Housing	14A	LMH	1724	Completed	\$7,000.00	\$7,000.00		\$7,000.00	\$7,000.00
IL	AURORA	2004	B04MC170002	Housing	14A	LMH	1726	Completed	\$2,498.57	\$2,498.57		\$2,498.57	\$2,498.57
IL	AURORA	2004	B04MC170002	Housing	14A	LMH	1727	Completed	\$3,700.00	\$3,700.00		\$3,700.00	\$3,700.00
IL	AURORA	2004	B04MC170002	Housing	14A	LMH	1732	Completed	\$7,087.00	\$7,087.00		\$7,087.00	\$7,087.00
IL	AURORA	2004	B04MC170002	Housing	14A	LMH	1733	Completed	\$1,475.40	\$1,475.40		\$1,950.00	\$1,950.00
IL	AURORA	2004	B04MC170002	Housing	14A	LMH	1743	Completed	\$17,629.56	\$17,629.56		\$17,629.56	\$17,629.56
IL	AURORA	2004	B04MC170002	Housing	14A	LMH	1774	Completed	\$6,405.83	\$6,405.83		\$15,000.00	\$15,000.00
IL	AURORA	2004	B04MC170002	Housing	14A	LMH	1789	Completed	\$15,500.00	\$15,500.00		\$15,500.00	\$15,500.00
IL	AURORA	2004	B04MC170002	Housing	14A	LMH	1791	Completed	\$7,087.00	\$7,087.00		\$7,087.00	\$7,087.00
IL	AURORA	2004	B04MC170002	Housing	14A	LMH	2062	Completed	\$67,746.90	\$67,746.90		\$67,746.90	\$67,746.90
IL	AURORA	2004	B04MC170002	Housing	14A	LMH	2064	Completed	\$45,162.79	\$45,162.79		\$53,716.59	\$53,716.59
IL	AURORA	2004	B04MC170002	Housing	14B	LMH	2060	Completed	\$100,000.00	\$100,000.00		\$100,000.00	\$100,000.00
IL	AURORA	2004	B04MC170002	Housing	14F	LMH	1729	Completed	\$799.25	\$799.25		\$799.25	\$799.25
IL	AURORA	2004	B04MC170002	Housing	14F	LMH	1730	Completed	\$1,201.75	\$1,201.75		\$1,201.75	\$1,201.75
IL	AURORA	2004	B04MC170002	Housing	14F	LMH	1731	Completed	\$1,035.00	\$1,035.00		\$1,035.00	\$1,035.00

IL	AURORA	2004	B04MC170002	Housing	14H	LMH	2063	Completed	\$11,462.10	\$11,462.10		\$13,285.30	\$13,285.30
IL	AURORA	2004	B04MC170002	Housing	14I	LMH	1467	Completed	\$400.00	\$400.00		\$400.00	\$400.00
IL	AURORA	2004	B04MC170002	Housing	14I	LMH	1472	Completed	\$400.00	\$400.00		\$400.00	\$400.00
IL	AURORA	2004	B04MC170002	Housing	14I	LMH	1475	Completed	\$200.00	\$200.00		\$600.00	\$600.00
IL	AURORA	2004	B04MC170002	Housing	14I	LMH	1503	Completed	\$400.00	\$400.00		\$1,050.00	\$1,050.00
IL	AURORA	2004	B04MC170002	Housing	14I	LMH	1511	Completed	\$400.00	\$400.00		\$1,370.00	\$1,370.00
IL	AURORA	2004	B04MC170002	Housing	14I	LMH	1517	Completed	\$400.00	\$400.00		\$2,900.00	\$2,900.00
IL	AURORA	2004	B04MC170002	Housing	14I	LMH	1524	Completed	\$400.00	\$400.00		\$1,900.00	\$1,900.00
IL	AURORA	2004	B04MC170002	Housing	14I	LMH	1561	Completed	\$200.00	\$200.00		\$7,250.00	\$7,250.00
IL	AURORA	2004	B04MC170002	Housing	14I	LMH	1637	Completed	\$400.00	\$400.00		\$1,000.00	\$1,000.00
IL	AURORA	2004	B04MC170002	Housing	14I	LMH	1674	Completed	\$200.00	\$200.00		\$925.00	\$925.00
IL	AURORA	2004	B04MC170002	Housing	14I	LMH	2059	Completed	\$10,892.33	\$10,892.33		\$23,253.21	\$23,253.21
IL	AURORA	2004	B04MC170002	Housing	14I	SBS	1498	Completed	\$400.00	\$400.00		\$900.00	\$900.00
IL	AURORA	2004	B04MC170002	Housing	16A	LMH	1211	Completed	\$129.00	\$129.00		\$4,384.38	\$4,384.38
IL	AURORA	2004	B04MC170002	Housing	16A	LMH	1489	Completed	\$3,510.76	\$3,510.76		\$3,902.87	\$3,902.87
IL	AURORA	2004	B04MC170002	Housing	16A	LMH	1506	Completed	\$120.30	\$120.30		\$9,991.17	\$9,991.17
IL	AURORA	2004	B04MC170002	Housing	16A	LMH	1695	Completed	\$34,468.33	\$34,468.33		\$49,860.13	\$49,860.13
IL	AURORA	2004	B04MC170002	Housing	16A	LMH	1745	Completed	\$12,191.69	\$12,191.69		\$99,922.82	\$99,922.82
Housing									\$490,403.93	\$490,403.93	33.36%	\$697,065.32	\$697,065.32
IL	AURORA	2004	B04MC170002	Public Improvements	03B	LMC	1535	Completed	\$6,263.00	\$6,263.00		\$6,263.00	\$6,263.00
IL	AURORA	2004	B04MC170002	Public Improvements	03C	LMC	1716	Completed	\$27,600.00	\$27,600.00		\$27,600.00	\$27,600.00
IL	AURORA	2004	B04MC170002	Public Improvements	03C	LMC	1749	Completed	\$39,975.00	\$39,975.00		\$39,975.00	\$39,975.00
IL	AURORA	2004	B04MC170002	Public Improvements	03E	LMA	1747	Completed	\$171,538.50	\$171,538.50		\$175,000.00	\$175,000.00
IL	AURORA	2004	B04MC170002	Public Improvements	03K	LMA	1533	Completed	\$43,809.12	\$43,809.12		\$48,676.80	\$48,676.80
IL	AURORA	2004	B04MC170002	Public Improvements	03K	LMA	1601	Completed	\$5,034.00	\$5,034.00		\$28,064.00	\$28,064.00
IL	AURORA	2004	B04MC170002	Public Improvements	03K	LMA	1604	Completed	\$12,984.90	\$12,984.90		\$104,000.00	\$104,000.00
IL	AURORA	2004	B04MC170002	Public Improvements	03K	LMA	1693	Completed	\$48,057.64	\$48,057.64		\$70,081.75	\$70,081.75
IL	AURORA	2004	B04MC170002	Public Improvements	03K	LMA	1740	Completed	\$8,120.00	\$8,120.00		\$8,120.00	\$8,120.00
IL	AURORA	2004	B04MC170002	Public Improvements	03K	LMA	1746	Completed	\$76,580.00	\$76,580.00		\$76,580.00	\$76,580.00
IL	AURORA	2004	B04MC170002	Public Improvements	03P	LMC	2058	Completed	\$8,987.40	\$8,987.40		\$175,000.00	\$175,000.00
IL	AURORA	2004	B04MC170002	Public Improvements	03Z	LMC	1736	Completed	\$25,000.00	\$25,000.00		\$25,000.00	\$25,000.00
Public Improvements									\$473,949.56	\$473,949.56	32.24%	\$784,360.55	\$784,360.55
IL	AURORA	2004	B04MC170002	Public Services	03T	LMC	1668	Completed	\$9,000.00	\$9,000.00		\$18,000.00	\$18,000.00
IL	AURORA	2004	B04MC170002	Public Services	05A	LMC	1661	Completed	\$18,750.00	\$18,750.00		\$25,000.00	\$25,000.00
IL	AURORA	2004	B04MC170002	Public Services	05A	LMC	1663	Completed	\$45,000.00	\$45,000.00		\$60,000.00	\$60,000.00
IL	AURORA	2004	B04MC170002	Public Services	05A	LMC	1671	Completed	\$3,750.00	\$3,750.00		\$5,000.00	\$5,000.00
IL	AURORA	2004	B04MC170002	Public Services	05A	LMC	1756	Completed	\$10,363.84	\$10,363.84		\$50,000.00	\$50,000.00
IL	AURORA	2004	B04MC170002	Public Services	05C	LMC	1666	Completed	\$14,250.00	\$14,250.00		\$19,000.00	\$19,000.00
IL	AURORA	2004	B04MC170002	Public Services	05D	LMC	1660	Completed	\$3,750.00	\$3,750.00		\$5,000.00	\$5,000.00
IL	AURORA	2004	B04MC170002	Public Services	05G	LMC	1665	Completed	\$9,000.00	\$9,000.00		\$18,000.00	\$18,000.00
IL	AURORA	2004	B04MC170002	Public Services	05G	LMC	2043	Completed	\$8,727.57	\$8,727.57		\$29,860.00	\$29,860.00
IL	AURORA	2004	B04MC170002	Public Services	05H	LMC	1669	Completed	\$13,125.00	\$13,125.00		\$17,500.00	\$17,500.00
IL	AURORA	2004	B04MC170002	Public Services	05H	LMC	2048	Completed	\$8,887.58	\$8,887.58		\$15,840.00	\$15,840.00
IL	AURORA	2004	B04MC170002	Public Services	05H	LMC	2049	Completed	\$3,519.75	\$3,519.75		\$8,000.00	\$8,000.00
IL	AURORA	2004	B04MC170002	Public Services	05H	LMC	2051	Completed	\$13,120.24	\$13,120.24		\$22,000.00	\$22,000.00
IL	AURORA	2004	B04MC170002	Public Services	05H	LMCSV	1456	Completed	\$9,000.00	\$9,000.00		\$18,000.00	\$18,000.00
IL	AURORA	2004	B04MC170002	Public Services	05J	LMC	2046	Completed	\$3,933.95	\$3,933.95		\$7,500.00	\$7,500.00
IL	AURORA	2004	B04MC170002	Public Services	05L	LMC	1664	Completed	\$11,250.00	\$11,250.00		\$15,000.00	\$15,000.00
IL	AURORA	2004	B04MC170002	Public Services	05N	LMC	1662	Completed	\$2,500.00	\$2,500.00		\$5,000.00	\$5,000.00
IL	AURORA	2004	B04MC170002	Public Services	05O	LMC	2077	Completed	\$11,000.00	\$11,000.00		\$11,000.00	\$11,000.00
IL	AURORA	2004	B04MC170002	Public Services	05U	LMC	2041	Completed	\$6,167.14	\$6,167.14		\$35,200.00	\$35,200.00
IL	AURORA	2004	B04MC170002	Public Services	05Z	LMC	1667	Completed	\$5,625.00	\$5,625.00		\$7,500.00	\$7,500.00
IL	AURORA	2004	B04MC170002	Public Services	05Z	LMC	1670	Completed	\$4,900.00	\$4,900.00		\$9,800.00	\$9,800.00
IL	AURORA	2004	B04MC170002	Public Services	05Z	LMC	1765	Completed	\$1,893.19	\$1,893.19		\$10,000.00	\$10,000.00
IL	AURORA	2004	B04MC170002	Public Services	05Z	LMC	2040	Completed	\$392.25	\$392.25		\$5,000.01	\$5,000.01
Public Services									\$217,905.51	\$217,905.51	14.82%	\$417,200.01	\$417,200.01
Total 2004									\$1,470,000.00	\$1,470,000.00	100.00%	\$2,186,366.88	\$2,186,366.88

Total Grant Amount for 2003 Grant year = \$1,473,000.00													
State	Grantee Name	Grant Year	Grant Number	Activity Group	Matrix Code	National Objective	IDIS Activity	Activity Status	Amount Funded From Selected Grant	Amount Drawn From Selected Grant	% of CDBG Drawn From Selected Grant/Grant Amount	Total CDBG Funded Amount (All Years All Sources)	Total CDBG Drawn Amount (All Years All Sources)
IL	AURORA	2003	B03MC170002	Acquisition	04	SBS	1609	Completed	\$525.00	\$525.00		\$525.00	\$525.00
IL	AURORA	2003	B03MC170002	Acquisition	04	SBS	1638	Completed	\$2,000.00	\$2,000.00		\$2,000.00	\$2,000.00
IL	AURORA	2003	B03MC170002	Acquisition	04	SBS	1639	Completed	\$750.00	\$750.00		\$750.00	\$750.00
IL	AURORA	2003	B03MC170002	Acquisition	04	SBS	1651	Completed	\$427.50	\$427.50		\$427.50	\$427.50
IL	AURORA	2003	B03MC170002	Acquisition	04	SBS	1676	Completed	\$225.00	\$225.00		\$225.00	\$225.00
IL	AURORA	2003	B03MC170002	Acquisition	04	SBS	1680	Completed	\$1,600.00	\$1,600.00		\$1,600.00	\$1,600.00

IL	AURORA	2003	B03MC170002	Acquisition	04	SBS	1681	Completed	\$560.00	\$560.00	\$560.00	\$560.00	
IL	AURORA	2003	B03MC170002	Acquisition	04	SBS	1690	Completed	\$750.00	\$750.00	\$750.00	\$750.00	
IL	AURORA	2003	B03MC170002	Acquisition	08	LMH	1610	Completed	\$895.00	\$895.00	\$895.00	\$895.00	
IL	AURORA	2003	B03MC170002	Acquisition	08	LMH	1625	Completed	\$250.64	\$250.64	\$250.64	\$250.64	
IL	AURORA	2003	B03MC170002	Acquisition	08	LMH	1626	Completed	\$1,249.36	\$1,249.36	\$1,249.36	\$1,249.36	
IL	AURORA	2003	B03MC170002	Acquisition	08	LMH	1675	Completed	\$1,250.00	\$1,250.00	\$1,250.00	\$1,250.00	
IL	AURORA	2003	B03MC170002	Acquisition	08	LMH	1687	Completed	\$1,200.00	\$1,200.00	\$1,200.00	\$1,200.00	
Acquisition									\$11,682.50	\$11,682.50	0.79%	\$11,682.50	\$11,682.50
IL	AURORA	2003	B03MC170002	Housing	14A	LMH	1589	Completed	\$12.24	\$12.24	\$12.24	\$12.24	
IL	AURORA	2003	B03MC170002	Housing	14A	LMH	1590	Completed	\$29,792.40	\$29,792.40	\$29,792.40	\$29,792.40	
IL	AURORA	2003	B03MC170002	Housing	14A	LMH	1591	Completed	\$2,612.30	\$2,612.30	\$2,612.30	\$2,612.30	
IL	AURORA	2003	B03MC170002	Housing	14A	LMH	1592	Completed	\$4,375.46	\$4,375.46	\$4,375.46	\$4,375.46	
IL	AURORA	2003	B03MC170002	Housing	14A	LMH	1593	Completed	\$3,490.25	\$3,490.25	\$3,490.25	\$3,490.25	
IL	AURORA	2003	B03MC170002	Housing	14A	LMH	1614	Completed	\$1,269.00	\$1,269.00	\$1,269.00	\$1,269.00	
IL	AURORA	2003	B03MC170002	Housing	14A	LMH	1618	Completed	\$933.37	\$933.37	\$933.37	\$933.37	
IL	AURORA	2003	B03MC170002	Housing	14A	LMH	1619	Completed	\$11,298.75	\$11,298.75	\$11,298.75	\$11,298.75	
IL	AURORA	2003	B03MC170002	Housing	14A	LMH	1620	Completed	\$4,381.50	\$4,381.50	\$4,381.50	\$4,381.50	
IL	AURORA	2003	B03MC170002	Housing	14A	LMH	1621	Completed	\$880.90	\$880.90	\$880.90	\$880.90	
IL	AURORA	2003	B03MC170002	Housing	14A	LMH	1622	Completed	\$2,840.50	\$2,840.50	\$2,840.50	\$2,840.50	
IL	AURORA	2003	B03MC170002	Housing	14A	LMH	1631	Completed	\$100.00	\$100.00	\$100.00	\$100.00	
IL	AURORA	2003	B03MC170002	Housing	14A	LMH	1636	Completed	\$1,523.58	\$1,523.58	\$1,523.58	\$1,523.58	
IL	AURORA	2003	B03MC170002	Housing	14A	LMH	1640	Completed	\$10,221.20	\$10,221.20	\$10,221.20	\$10,221.20	
IL	AURORA	2003	B03MC170002	Housing	14A	LMH	1641	Completed	\$18,027.60	\$18,027.60	\$18,027.60	\$18,027.60	
IL	AURORA	2003	B03MC170002	Housing	14A	LMH	1643	Completed	\$7,000.00	\$7,000.00	\$7,000.00	\$7,000.00	
IL	AURORA	2003	B03MC170002	Housing	14A	LMH	1644	Completed	\$18,997.31	\$18,997.31	\$18,997.31	\$18,997.31	
IL	AURORA	2003	B03MC170002	Housing	14A	LMH	1647	Completed	\$2,497.41	\$2,497.41	\$2,497.41	\$2,497.41	
IL	AURORA	2003	B03MC170002	Housing	14A	LMH	1648	Completed	\$3,076.25	\$3,076.25	\$3,076.25	\$3,076.25	
IL	AURORA	2003	B03MC170002	Housing	14A	LMH	1649	Completed	\$20,152.08	\$20,152.08	\$39,253.66	\$39,253.66	
IL	AURORA	2003	B03MC170002	Housing	14A	LMH	1650	Completed	\$1,877.69	\$1,877.69	\$1,877.69	\$1,877.69	
IL	AURORA	2003	B03MC170002	Housing	14A	LMH	1679	Completed	\$11,358.55	\$11,358.55	\$11,358.55	\$11,358.55	
IL	AURORA	2003	B03MC170002	Housing	14A	LMH	1682	Completed	\$2,498.66	\$2,498.66	\$2,498.66	\$2,498.66	
IL	AURORA	2003	B03MC170002	Housing	14A	LMH	1685	Completed	\$1,250.00	\$1,250.00	\$1,250.00	\$1,250.00	
IL	AURORA	2003	B03MC170002	Housing	14A	LMH	1686	Completed	\$7,000.00	\$7,000.00	\$7,000.00	\$7,000.00	
IL	AURORA	2003	B03MC170002	Housing	14A	LMH	1688	Completed	\$1,566.91	\$1,566.91	\$1,566.91	\$1,566.91	
IL	AURORA	2003	B03MC170002	Housing	14A	LMH	1689	Completed	\$7,000.00	\$7,000.00	\$7,000.00	\$7,000.00	
IL	AURORA	2003	B03MC170002	Housing	14A	LMH	1691	Completed	\$3,623.60	\$3,623.60	\$3,623.60	\$3,623.60	
IL	AURORA	2003	B03MC170002	Housing	14A	LMH	1692	Completed	\$3,376.40	\$3,376.40	\$3,376.40	\$3,376.40	
IL	AURORA	2003	B03MC170002	Housing	14A	LMH	1698	Completed	\$5,000.00	\$5,000.00	\$5,000.00	\$5,000.00	
IL	AURORA	2003	B03MC170002	Housing	14A	LMH	1699	Completed	\$881.07	\$881.07	\$881.07	\$881.07	
IL	AURORA	2003	B03MC170002	Housing	14A	LMH	1704	Completed	\$42,318.45	\$42,318.45	\$55,255.59	\$55,255.59	
IL	AURORA	2003	B03MC170002	Housing	14A	LMH	1706	Completed	\$2,425.00	\$2,425.00	\$2,425.00	\$2,425.00	
IL	AURORA	2003	B03MC170002	Housing	14F	LMH	1564	Completed	\$175.95	\$175.95	\$1,348.95	\$1,348.95	
IL	AURORA	2003	B03MC170002	Housing	14F	LMH	1588	Completed	\$1,247.75	\$1,247.75	\$1,247.75	\$1,247.75	
IL	AURORA	2003	B03MC170002	Housing	14F	LMH	1623	Completed	\$1,380.00	\$1,380.00	\$1,380.00	\$1,380.00	
IL	AURORA	2003	B03MC170002	Housing	14F	LMH	1628	Completed	\$1,500.00	\$1,500.00	\$1,500.00	\$1,500.00	
IL	AURORA	2003	B03MC170002	Housing	14F	LMH	1653	Completed	\$787.75	\$787.75	\$787.75	\$787.75	
IL	AURORA	2003	B03MC170002	Housing	14F	LMH	1654	Completed	\$1,284.55	\$1,284.55	\$1,284.55	\$1,284.55	
IL	AURORA	2003	B03MC170002	Housing	14F	LMH	1655	Completed	\$1,161.50	\$1,161.50	\$1,161.50	\$1,161.50	
IL	AURORA	2003	B03MC170002	Housing	14F	LMH	1658	Completed	\$707.25	\$707.25	\$707.25	\$707.25	
IL	AURORA	2003	B03MC170002	Housing	14F	LMH	1659	Completed	\$316.25	\$316.25	\$316.25	\$316.25	
IL	AURORA	2003	B03MC170002	Housing	14F	LMH	1683	Completed	\$1,339.75	\$1,339.75	\$1,339.75	\$1,339.75	
IL	AURORA	2003	B03MC170002	Housing	14I	LMH	1475	Completed	\$400.00	\$400.00	\$600.00	\$600.00	
IL	AURORA	2003	B03MC170002	Housing	14I	LMH	1477	Completed	\$400.00	\$400.00	\$1,900.00	\$1,900.00	
IL	AURORA	2003	B03MC170002	Housing	14I	LMH	1481	Completed	\$1,400.00	\$1,400.00	\$6,840.00	\$6,840.00	
IL	AURORA	2003	B03MC170002	Housing	14I	LMH	1483	Completed	\$600.00	\$600.00	\$1,975.00	\$1,975.00	
IL	AURORA	2003	B03MC170002	Housing	14I	LMH	1490	Completed	\$700.00	\$700.00	\$2,200.00	\$2,200.00	
IL	AURORA	2003	B03MC170002	Housing	14I	LMH	1505	Completed	\$400.00	\$400.00	\$2,100.00	\$2,100.00	
IL	AURORA	2003	B03MC170002	Housing	14I	LMH	1507	Completed	\$200.00	\$200.00	\$2,400.00	\$2,400.00	
IL	AURORA	2003	B03MC170002	Housing	14I	LMH	1511	Completed	\$200.00	\$200.00	\$1,370.00	\$1,370.00	
IL	AURORA	2003	B03MC170002	Housing	14I	LMH	1514	Completed	\$200.00	\$200.00	\$200.00	\$200.00	
IL	AURORA	2003	B03MC170002	Housing	14I	LMH	1516	Completed	\$400.00	\$400.00	\$1,500.00	\$1,500.00	
IL	AURORA	2003	B03MC170002	Housing	14I	LMH	1517	Completed	\$200.00	\$200.00	\$2,900.00	\$2,900.00	
IL	AURORA	2003	B03MC170002	Housing	14I	LMH	1561	Completed	\$6,250.00	\$6,250.00	\$7,250.00	\$7,250.00	
IL	AURORA	2003	B03MC170002	Housing	14I	LMH	1605	Completed	\$22,294.50	\$22,294.50	\$22,294.50	\$22,294.50	
IL	AURORA	2003	B03MC170002	Housing	14I	LMH	1606	Completed	\$4,815.05	\$4,815.05	\$4,815.05	\$4,815.05	
IL	AURORA	2003	B03MC170002	Housing	14I	LMH	1607	Completed	\$15,000.00	\$15,000.00	\$15,000.00	\$15,000.00	
IL	AURORA	2003	B03MC170002	Housing	14I	LMH	1608	Completed	\$40,405.20	\$40,405.20	\$40,405.20	\$40,405.20	
IL	AURORA	2003	B03MC170002	Housing	14I	LMH	1615	Completed	\$18,538.65	\$18,538.65	\$18,538.65	\$18,538.65	

IL	AURORA	2003	B03MC170002	Housing	14I	LMH	1616	Completed	\$43,096.95	\$43,096.95		\$43,096.95	\$43,096.95
IL	AURORA	2003	B03MC170002	Housing	14I	LMH	1632	Completed	\$34,363.20	\$34,363.20		\$34,363.20	\$34,363.20
IL	AURORA	2003	B03MC170002	Housing	14I	LMH	1633	Completed	\$36,486.45	\$36,486.45		\$36,486.45	\$36,486.45
IL	AURORA	2003	B03MC170002	Housing	14I	LMH	1635	Completed	\$21,926.67	\$21,926.67		\$21,926.67	\$21,926.67
IL	AURORA	2003	B03MC170002	Housing	14I	LMH	1637	Completed	\$200.00	\$200.00		\$1,000.00	\$1,000.00
IL	AURORA	2003	B03MC170002	Housing	14I	LMH	1642	Completed	\$3,073.33	\$3,073.33		\$3,073.33	\$3,073.33
IL	AURORA	2003	B03MC170002	Housing	14I	LMH	1646	Completed	\$800.00	\$800.00		\$800.00	\$800.00
IL	AURORA	2003	B03MC170002	Housing	14I	LMH	1674	Completed	\$725.00	\$725.00		\$925.00	\$925.00
IL	AURORA	2003	B03MC170002	Housing	16A	LMH	1473	Completed	\$200.00	\$200.00		\$10,400.00	\$10,400.00
IL	AURORA	2003	B03MC170002	Housing	16A	LMH	1482	Completed	\$446.00	\$446.00		\$11,959.78	\$11,959.78
IL	AURORA	2003	B03MC170002	Housing	16A	LMH	1566	Completed	\$7,500.00	\$7,500.00		\$15,446.66	\$15,446.66
IL	AURORA	2003	B03MC170002	Housing	16A	LMH	1695	Completed	\$15,391.80	\$15,391.80		\$49,860.13	\$49,860.13
IL	AURORA	2003	B03MC170002	Housing	16A	SBS	1672	Completed	\$13,400.00	\$13,400.00		\$13,400.00	\$13,400.00
IL	AURORA	2003	B03MC170002	Housing	16A	SBS	1696	Completed	\$5,865.00	\$5,865.00		\$5,865.00	\$5,865.00
Housing									\$539,436.98	\$539,436.98	36.62%	\$657,662.47	\$657,662.47
IL	AURORA	2003	B03MC170002	Public Improvements	03C	LMC	1583	Completed	\$15,237.14	\$15,237.14		\$19,384.00	\$19,384.00
IL	AURORA	2003	B03MC170002	Public Improvements	03D	LMC	1528	Completed	\$24,365.00	\$24,365.00		\$24,365.00	\$24,365.00
IL	AURORA	2003	B03MC170002	Public Improvements	03D	LMC	1627	Completed	\$61,861.99	\$61,861.99		\$61,861.99	\$61,861.99
IL	AURORA	2003	B03MC170002	Public Improvements	03D	LMC	1697	Completed	\$20,204.00	\$20,204.00		\$20,204.00	\$20,204.00
IL	AURORA	2003	B03MC170002	Public Improvements	03F	LMC	1534	Completed	\$49,500.00	\$49,500.00		\$49,500.00	\$49,500.00
IL	AURORA	2003	B03MC170002	Public Improvements	03K	LMA	1568	Completed	\$21,602.19	\$21,602.19		\$123,031.86	\$123,031.86
IL	AURORA	2003	B03MC170002	Public Improvements	03K	LMA	1601	Completed	\$23,030.00	\$23,030.00		\$28,064.00	\$28,064.00
IL	AURORA	2003	B03MC170002	Public Improvements	03K	LMA	1604	Completed	\$91,015.10	\$91,015.10		\$104,000.00	\$104,000.00
IL	AURORA	2003	B03MC170002	Public Improvements	03L	LMA	1539	Completed	\$7,438.13	\$7,438.13		\$148,762.68	\$148,762.68
IL	AURORA	2003	B03MC170002	Public Improvements	03Z	LMA	1600	Completed	\$361,600.00	\$361,600.00		\$361,600.00	\$361,600.00
IL	AURORA	2003	B03MC170002	Public Improvements	03Z	LMA	1603	Completed	\$53,140.02	\$53,140.02		\$53,140.02	\$53,140.02
IL	AURORA	2003	B03MC170002	Public Improvements	03Z	LMC	1529	Completed	\$63,411.95	\$63,411.95		\$250,000.00	\$250,000.00
IL	AURORA	2003	B03MC170002	Public Improvements	03Z	LMC	1599	Completed	\$20,500.00	\$20,500.00		\$20,500.00	\$20,500.00
Public Improvements									\$812,905.52	\$812,905.52	55.19%	\$1,264,413.55	\$1,264,413.55
IL	AURORA	2003	B03MC170002	Public Services	03T	LMC	1458	Completed	\$4,500.00	\$4,500.00		\$18,000.00	\$18,000.00
IL	AURORA	2003	B03MC170002	Public Services	03T	LMC	1459	Completed	\$5,625.00	\$5,625.00		\$7,500.00	\$7,500.00
IL	AURORA	2003	B03MC170002	Public Services	03T	LMC	1469	Completed	\$2,450.00	\$2,450.00		\$9,800.00	\$9,800.00
IL	AURORA	2003	B03MC170002	Public Services	03T	LMC	1668	Completed	\$9,000.00	\$9,000.00		\$18,000.00	\$18,000.00
IL	AURORA	2003	B03MC170002	Public Services	05A	LMC	1454	Completed	\$1,250.00	\$1,250.00		\$5,000.00	\$5,000.00
IL	AURORA	2003	B03MC170002	Public Services	05A	LMC	1661	Completed	\$6,250.00	\$6,250.00		\$25,000.00	\$25,000.00
IL	AURORA	2003	B03MC170002	Public Services	05A	LMC	1663	Completed	\$15,000.00	\$15,000.00		\$60,000.00	\$60,000.00
IL	AURORA	2003	B03MC170002	Public Services	05A	LMC	1671	Completed	\$1,250.00	\$1,250.00		\$5,000.00	\$5,000.00
IL	AURORA	2003	B03MC170002	Public Services	05C	LMC	1457	Completed	\$10,000.00	\$10,000.00		\$20,000.00	\$20,000.00
IL	AURORA	2003	B03MC170002	Public Services	05C	LMC	1666	Completed	\$4,750.00	\$4,750.00		\$19,000.00	\$19,000.00
IL	AURORA	2003	B03MC170002	Public Services	05D	LMC	1461	Completed	\$1,250.00	\$1,250.00		\$5,000.00	\$5,000.00
IL	AURORA	2003	B03MC170002	Public Services	05D	LMC	1463	Completed	\$2,500.00	\$2,500.00		\$5,000.00	\$5,000.00
IL	AURORA	2003	B03MC170002	Public Services	05D	LMC	1660	Completed	\$1,250.00	\$1,250.00		\$5,000.00	\$5,000.00
IL	AURORA	2003	B03MC170002	Public Services	05G	LMC	1460	Completed	\$3,750.00	\$3,750.00		\$15,000.00	\$15,000.00
IL	AURORA	2003	B03MC170002	Public Services	05G	LMC	1665	Completed	\$9,000.00	\$9,000.00		\$18,000.00	\$18,000.00
IL	AURORA	2003	B03MC170002	Public Services	05H	LMC	1455	Completed	\$2,500.00	\$2,500.00		\$10,000.00	\$10,000.00
IL	AURORA	2003	B03MC170002	Public Services	05H	LMC	1669	Completed	\$4,375.00	\$4,375.00		\$17,500.00	\$17,500.00
IL	AURORA	2003	B03MC170002	Public Services	05L	LMC	1521	Completed	\$11,250.00	\$11,250.00		\$15,000.00	\$15,000.00
IL	AURORA	2003	B03MC170002	Public Services	05L	LMC	1664	Completed	\$3,750.00	\$3,750.00		\$15,000.00	\$15,000.00
IL	AURORA	2003	B03MC170002	Public Services	05N	LMC	1662	Completed	\$2,500.00	\$2,500.00		\$5,000.00	\$5,000.00
IL	AURORA	2003	B03MC170002	Public Services	05Z	LMC	1667	Completed	\$1,875.00	\$1,875.00		\$7,500.00	\$7,500.00
IL	AURORA	2003	B03MC170002	Public Services	05Z	LMC	1670	Completed	\$4,900.00	\$4,900.00		\$9,800.00	\$9,800.00
Public Services									\$108,975.00	\$108,975.00	7.40%	\$315,100.00	\$315,100.00
Total 2003									\$1,473,000.00	\$1,473,000.00	100.00%	\$2,248,858.52	\$2,248,858.52

Total Grant Amount for 2002 Grant year = \$1,406,000.00														
State	Grantee Name	Grant Year	Grant Number	Activity Group	Matrix Code	National Objective	IDIS Activity	Activity Status	Amount Funded From Selected Grant	Amount Drawn From Selected Grant	% of CDBG Drawn From Selected Grant/Grant Amount	Total CDBG Funded Amount (All Years All Sources)	Total CDBG Drawn Amount (All Years All Sources)	
IL	AURORA	2002	B02MC170002	Acquisition	01		2	Open	\$0.00	\$0.00		\$7,349,174.12	\$7,349,174.12	
IL	AURORA	2002	B02MC170002	Acquisition	04	SBS	1452	Completed	\$562.50	\$562.50		\$562.50	\$562.50	
IL	AURORA	2002	B02MC170002	Acquisition	04	SBS	1492	Completed	\$175.00	\$175.00		\$175.00	\$175.00	
IL	AURORA	2002	B02MC170002	Acquisition	04	SBS	1493	Completed	\$1,400.00	\$1,400.00		\$1,400.00	\$1,400.00	
IL	AURORA	2002	B02MC170002	Acquisition	04	SBS	1522	Completed	\$337.50	\$337.50		\$337.50	\$337.50	
IL	AURORA	2002	B02MC170002	Acquisition	04	SBS	1540	Completed	\$1,315.00	\$1,315.00		\$1,315.00	\$1,315.00	
IL	AURORA	2002	B02MC170002	Acquisition	04	SBS	1549	Completed	\$1,406.25	\$1,406.25		\$1,406.25	\$1,406.25	
IL	AURORA	2002	B02MC170002	Acquisition	04	SBS	1553	Completed	\$525.00	\$525.00		\$525.00	\$525.00	
IL	AURORA	2002	B02MC170002	Acquisition	04	SBS	1554	Completed	\$680.00	\$680.00		\$680.00	\$680.00	
IL	AURORA	2002	B02MC170002	Acquisition	04	SBS	1570	Completed	\$262.50	\$262.50		\$262.50	\$262.50	

IL	AURORA	2002	B02MC170002	Acquisition	04	SBS	1571	Completed	\$980.00	\$980.00	\$980.00	\$980.00	
IL	AURORA	2002	B02MC170002	Acquisition	04	SBS	1586	Completed	\$1,150.00	\$1,150.00	\$1,150.00	\$1,150.00	
IL	AURORA	2002	B02MC170002	Acquisition	08	LMH	1442	Completed	\$229.36	\$229.36	\$229.36	\$229.36	
IL	AURORA	2002	B02MC170002	Acquisition	08	LMH	1446	Completed	\$525.00	\$525.00	\$525.00	\$525.00	
IL	AURORA	2002	B02MC170002	Acquisition	08	LMH	1466	Completed	\$850.00	\$850.00	\$850.00	\$850.00	
IL	AURORA	2002	B02MC170002	Acquisition	08	LMH	1552	Completed	\$750.00	\$750.00	\$750.00	\$750.00	
IL	AURORA	2002	B02MC170002	Acquisition	08	LMH	1569	Completed	\$1,500.00	\$1,500.00	\$1,500.00	\$1,500.00	
Acquisition									\$12,648.11	\$12,648.11	0.90%	\$7,361,822.23	\$7,361,822.23
IL	AURORA	2002	B02MC170002	Administrative And Planning	20		1338	Completed	\$2,362.50	\$2,362.50	\$30,181.50	\$30,181.50	
IL	AURORA	2002	B02MC170002	Administrative And Planning	20		1538	Completed	\$294,000.00	\$294,000.00	\$294,000.00	\$294,000.00	
IL	AURORA	2002	B02MC170002	Administrative And Planning	21B		1548	Completed	\$3,857.00	\$3,857.00	\$3,857.00	\$3,857.00	
Administrative And Planning									\$300,219.50	\$300,219.50	21.35%	\$328,038.50	\$328,038.50
IL	AURORA	2002	B02MC170002	Housing	14A	LMH	1445	Completed	\$6,281.66	\$6,281.66	\$6,281.66	\$6,281.66	
IL	AURORA	2002	B02MC170002	Housing	14A	LMH	1447	Completed	\$256.83	\$256.83	\$256.83	\$256.83	
IL	AURORA	2002	B02MC170002	Housing	14A	LMH	1448	Completed	\$7,000.00	\$7,000.00	\$7,000.00	\$7,000.00	
IL	AURORA	2002	B02MC170002	Housing	14A	LMH	1449	Completed	\$2,705.65	\$2,705.65	\$2,705.65	\$2,705.65	
IL	AURORA	2002	B02MC170002	Housing	14A	LMH	1450	Completed	\$18,689.77	\$18,689.77	\$18,689.77	\$18,689.77	
IL	AURORA	2002	B02MC170002	Housing	14A	LMH	1465	Completed	\$4,600.00	\$4,600.00	\$4,600.00	\$4,600.00	
IL	AURORA	2002	B02MC170002	Housing	14A	LMH	1485	Completed	\$5,000.00	\$5,000.00	\$5,000.00	\$5,000.00	
IL	AURORA	2002	B02MC170002	Housing	14A	LMH	1486	Completed	\$5,000.00	\$5,000.00	\$5,000.00	\$5,000.00	
IL	AURORA	2002	B02MC170002	Housing	14A	LMH	1508	Completed	\$7,000.00	\$7,000.00	\$7,000.00	\$7,000.00	
IL	AURORA	2002	B02MC170002	Housing	14A	LMH	1519	Completed	\$7,000.00	\$7,000.00	\$7,000.00	\$7,000.00	
IL	AURORA	2002	B02MC170002	Housing	14A	LMH	1520	Completed	\$9,127.55	\$9,127.55	\$9,127.55	\$9,127.55	
IL	AURORA	2002	B02MC170002	Housing	14A	LMH	1523	Completed	\$3,450.00	\$3,450.00	\$3,450.00	\$3,450.00	
IL	AURORA	2002	B02MC170002	Housing	14A	LMH	1541	Completed	\$1,299.69	\$1,299.69	\$1,299.69	\$1,299.69	
IL	AURORA	2002	B02MC170002	Housing	14A	LMH	1542	Completed	\$4,508.50	\$4,508.50	\$4,508.50	\$4,508.50	
IL	AURORA	2002	B02MC170002	Housing	14A	LMH	1543	Completed	\$3,400.65	\$3,400.65	\$3,400.65	\$3,400.65	
IL	AURORA	2002	B02MC170002	Housing	14A	LMH	1550	Completed	\$1,378.37	\$1,378.37	\$1,378.37	\$1,378.37	
IL	AURORA	2002	B02MC170002	Housing	14A	LMH	1551	Completed	\$2,689.90	\$2,689.90	\$2,689.90	\$2,689.90	
IL	AURORA	2002	B02MC170002	Housing	14A	LMH	1557	Completed	\$6,238.75	\$6,238.75	\$6,238.75	\$6,238.75	
IL	AURORA	2002	B02MC170002	Housing	14A	LMH	1558	Completed	\$899.44	\$899.44	\$899.44	\$899.44	
IL	AURORA	2002	B02MC170002	Housing	14A	LMH	1559	Completed	\$5,195.95	\$5,195.95	\$5,195.95	\$5,195.95	
IL	AURORA	2002	B02MC170002	Housing	14A	LMH	1560	Completed	\$904.61	\$904.61	\$904.61	\$904.61	
IL	AURORA	2002	B02MC170002	Housing	14A	LMH	1565	Completed	\$7,383.00	\$7,383.00	\$7,383.00	\$7,383.00	
IL	AURORA	2002	B02MC170002	Housing	14A	LMH	1572	Completed	\$2,271.25	\$2,271.25	\$2,271.25	\$2,271.25	
IL	AURORA	2002	B02MC170002	Housing	14A	LMH	1573	Completed	\$916.55	\$916.55	\$916.55	\$916.55	
IL	AURORA	2002	B02MC170002	Housing	14A	LMH	1575	Completed	\$5,102.40	\$5,102.40	\$5,102.40	\$5,102.40	
IL	AURORA	2002	B02MC170002	Housing	14A	LMH	1579	Completed	\$6,310.23	\$6,310.23	\$6,310.23	\$6,310.23	
IL	AURORA	2002	B02MC170002	Housing	14A	LMH	1580	Completed	\$54,847.92	\$54,847.92	\$54,847.92	\$54,847.92	
IL	AURORA	2002	B02MC170002	Housing	14A	LMH	1582	Completed	\$2,492.61	\$2,492.61	\$2,492.61	\$2,492.61	
IL	AURORA	2002	B02MC170002	Housing	14A	LMH	1585	Completed	\$2,496.62	\$2,496.62	\$2,496.62	\$2,496.62	
IL	AURORA	2002	B02MC170002	Housing	14D	LMH	1555	Completed	\$4,204.35	\$4,204.35	\$4,204.35	\$4,204.35	
IL	AURORA	2002	B02MC170002	Housing	14D	LMH	1556	Completed	\$2,416.63	\$2,416.63	\$2,416.63	\$2,416.63	
IL	AURORA	2002	B02MC170002	Housing	14F	LMH	1494	Completed	\$603.75	\$603.75	\$603.75	\$603.75	
IL	AURORA	2002	B02MC170002	Housing	14F	LMH	1495	Completed	\$1,261.55	\$1,261.55	\$1,261.55	\$1,261.55	
IL	AURORA	2002	B02MC170002	Housing	14F	LMH	1496	Completed	\$1,421.40	\$1,421.40	\$1,421.40	\$1,421.40	
IL	AURORA	2002	B02MC170002	Housing	14F	LMH	1518	Completed	\$1,522.60	\$1,522.60	\$1,522.60	\$1,522.60	
IL	AURORA	2002	B02MC170002	Housing	14F	LMH	1544	Completed	\$572.60	\$572.60	\$572.60	\$572.60	
IL	AURORA	2002	B02MC170002	Housing	14F	LMH	1564	Completed	\$1,173.00	\$1,173.00	\$1,348.95	\$1,348.95	
IL	AURORA	2002	B02MC170002	Housing	14I	LMH	1477	Completed	\$1,500.00	\$1,500.00	\$1,900.00	\$1,900.00	
IL	AURORA	2002	B02MC170002	Housing	14I	LMH	1479	Completed	\$1,500.00	\$1,500.00	\$1,500.00	\$1,500.00	
IL	AURORA	2002	B02MC170002	Housing	14I	LMH	1481	Completed	\$5,440.00	\$5,440.00	\$6,840.00	\$6,840.00	
IL	AURORA	2002	B02MC170002	Housing	14I	LMH	1483	Completed	\$1,375.00	\$1,375.00	\$1,975.00	\$1,975.00	
IL	AURORA	2002	B02MC170002	Housing	14I	LMH	1488	Completed	\$100.00	\$100.00	\$100.00	\$100.00	
IL	AURORA	2002	B02MC170002	Housing	14I	LMH	1490	Completed	\$1,500.00	\$1,500.00	\$2,200.00	\$2,200.00	
IL	AURORA	2002	B02MC170002	Housing	14I	LMH	1503	Completed	\$650.00	\$650.00	\$1,050.00	\$1,050.00	
IL	AURORA	2002	B02MC170002	Housing	14I	LMH	1505	Completed	\$1,500.00	\$1,500.00	\$2,100.00	\$2,100.00	
IL	AURORA	2002	B02MC170002	Housing	14I	LMH	1507	Completed	\$1,800.00	\$1,800.00	\$2,400.00	\$2,400.00	
IL	AURORA	2002	B02MC170002	Housing	14I	LMH	1511	Completed	\$770.00	\$770.00	\$1,370.00	\$1,370.00	
IL	AURORA	2002	B02MC170002	Housing	14I	LMH	1512	Completed	\$1,500.00	\$1,500.00	\$1,500.00	\$1,500.00	
IL	AURORA	2002	B02MC170002	Housing	14I	LMH	1516	Completed	\$1,100.00	\$1,100.00	\$1,500.00	\$1,500.00	
IL	AURORA	2002	B02MC170002	Housing	14I	LMH	1517	Completed	\$2,300.00	\$2,300.00	\$2,900.00	\$2,900.00	
IL	AURORA	2002	B02MC170002	Housing	14I	LMH	1524	Completed	\$1,500.00	\$1,500.00	\$1,900.00	\$1,900.00	
IL	AURORA	2002	B02MC170002	Housing	14I	LMH	1545	Completed	\$400.00	\$400.00	\$400.00	\$400.00	
IL	AURORA	2002	B02MC170002	Housing	14I	LMH	1546	Completed	\$1,965.00	\$1,965.00	\$1,965.00	\$1,965.00	
IL	AURORA	2002	B02MC170002	Housing	14I	LMH	1561	Completed	\$800.00	\$800.00	\$7,250.00	\$7,250.00	
IL	AURORA	2002	B02MC170002	Housing	14I	SBS	1498	Completed	\$500.00	\$500.00	\$900.00	\$900.00	
IL	AURORA	2002	B02MC170002	Housing	14I	SBS	1500	Completed	\$500.00	\$500.00	\$500.00	\$500.00	

IL	AURORA	2002	B02MC170002	Housing	16A	LMH	1210	Completed	\$1,500.00	\$1,500.00		\$1,950.00	\$1,950.00
IL	AURORA	2002	B02MC170002	Housing	16A	LMH	1451	Completed	\$650.00	\$650.00		\$10,881.57	\$10,881.57
IL	AURORA	2002	B02MC170002	Housing	16A	LMH	1468	Completed	\$8,053.00	\$8,053.00		\$8,628.00	\$8,628.00
IL	AURORA	2002	B02MC170002	Housing	16A	LMH	1471	Completed	\$950.00	\$950.00		\$950.00	\$950.00
IL	AURORA	2002	B02MC170002	Housing	16A	LMH	1473	Completed	\$10,200.00	\$10,200.00		\$10,400.00	\$10,400.00
IL	AURORA	2002	B02MC170002	Housing	16A	LMH	1474	Completed	\$250.00	\$250.00		\$2,190.00	\$2,190.00
IL	AURORA	2002	B02MC170002	Housing	16A	LMH	1476	Completed	\$800.00	\$800.00		\$800.00	\$800.00
IL	AURORA	2002	B02MC170002	Housing	16A	LMH	1478	Completed	\$11,239.37	\$11,239.37		\$11,239.37	\$11,239.37
IL	AURORA	2002	B02MC170002	Housing	16A	LMH	1480	Completed	\$4,250.00	\$4,250.00		\$4,250.00	\$4,250.00
IL	AURORA	2002	B02MC170002	Housing	16A	LMH	1482	Completed	\$11,513.78	\$11,513.78		\$11,959.78	\$11,959.78
IL	AURORA	2002	B02MC170002	Housing	16A	LMH	1484	Completed	\$6,200.00	\$6,200.00		\$12,950.00	\$12,950.00
IL	AURORA	2002	B02MC170002	Housing	16A	LMH	1491	Completed	\$14,757.72	\$14,757.72		\$15,043.00	\$15,043.00
IL	AURORA	2002	B02MC170002	Housing	16A	LMH	1504	Completed	\$3,186.78	\$3,186.78		\$3,186.78	\$3,186.78
IL	AURORA	2002	B02MC170002	Housing	16A	LMH	1506	Completed	\$9,700.00	\$9,700.00		\$9,991.17	\$9,991.17
IL	AURORA	2002	B02MC170002	Housing	16A	LMH	1515	Completed	\$9,500.00	\$9,500.00		\$11,012.50	\$11,012.50
IL	AURORA	2002	B02MC170002	Housing	16A	LMH	1525	Completed	\$4,718.00	\$4,718.00		\$4,718.00	\$4,718.00
IL	AURORA	2002	B02MC170002	Housing	16A	LMH	1547	Completed	\$300.00	\$300.00		\$300.00	\$300.00
IL	AURORA	2002	B02MC170002	Housing	16A	LMH	1566	Completed	\$5,399.72	\$5,399.72		\$15,446.66	\$15,446.66
IL	AURORA	2002	B02MC170002	Housing	16A	LMH	1574	Completed	\$16,375.00	\$16,375.00		\$22,000.00	\$22,000.00
IL	AURORA	2002	B02MC170002	Housing	16A	SBS	1499	Completed	\$9,482.00	\$9,482.00		\$9,482.00	\$9,482.00
IL	AURORA	2002	B02MC170002	Housing	16A	SBS	1501	Completed	\$14,084.00	\$14,084.00		\$14,084.00	\$14,084.00
IL	AURORA	2002	B02MC170002	Housing	16A	SBS	1502	Completed	\$1,426.80	\$1,426.80		\$1,426.80	\$1,426.80
Housing									\$368,859.95	\$368,859.95	26.23%	\$420,939.36	\$420,939.36
IL	AURORA	2002	B02MC170002	Public Improvements	03C	LMC	1583	Completed	\$4,146.86	\$4,146.86		\$19,384.00	\$19,384.00
IL	AURORA	2002	B02MC170002	Public Improvements	03D	LMC	1509	Completed	\$30,547.38	\$30,547.38		\$30,547.38	\$30,547.38
IL	AURORA	2002	B02MC170002	Public Improvements	03K	LMA	1568	Completed	\$99,747.67	\$99,747.67		\$123,031.86	\$123,031.86
IL	AURORA	2002	B02MC170002	Public Improvements	03L	LMA	1539	Completed	\$141,324.55	\$141,324.55		\$148,762.68	\$148,762.68
IL	AURORA	2002	B02MC170002	Public Improvements	03Z	LMC	1510	Completed	\$75,000.00	\$75,000.00		\$75,000.00	\$75,000.00
IL	AURORA	2002	B02MC170002	Public Improvements	03Z	LMC	1529	Completed	\$186,588.05	\$186,588.05		\$250,000.00	\$250,000.00
IL	AURORA	2002	B02MC170002	Public Improvements	03Z	LMC	1531	Completed	\$6,600.00	\$6,600.00		\$6,600.00	\$6,600.00
Public Improvements									\$543,954.51	\$543,954.51	38.69%	\$653,325.92	\$653,325.92
IL	AURORA	2002	B02MC170002	Public Services	03T	LMC	1390	Completed	\$5,625.00	\$5,625.00		\$7,500.00	\$7,500.00
IL	AURORA	2002	B02MC170002	Public Services	03T	LMC	1393	Completed	\$2,450.00	\$2,450.00		\$9,800.00	\$9,800.00
IL	AURORA	2002	B02MC170002	Public Services	03T	LMC	1396	Completed	\$13,017.93	\$13,017.93		\$18,000.00	\$18,000.00
IL	AURORA	2002	B02MC170002	Public Services	03T	LMC	1458	Completed	\$13,500.00	\$13,500.00		\$18,000.00	\$18,000.00
IL	AURORA	2002	B02MC170002	Public Services	03T	LMC	1459	Completed	\$1,875.00	\$1,875.00		\$7,500.00	\$7,500.00
IL	AURORA	2002	B02MC170002	Public Services	03T	LMC	1469	Completed	\$7,350.00	\$7,350.00		\$9,800.00	\$9,800.00
IL	AURORA	2002	B02MC170002	Public Services	05A	LMC	1453	Completed	\$50,000.00	\$50,000.00		\$50,000.00	\$50,000.00
IL	AURORA	2002	B02MC170002	Public Services	05A	LMC	1454	Completed	\$3,750.00	\$3,750.00		\$5,000.00	\$5,000.00
IL	AURORA	2002	B02MC170002	Public Services	05A	LMC	1462	Completed	\$25,000.00	\$25,000.00		\$25,000.00	\$25,000.00
IL	AURORA	2002	B02MC170002	Public Services	05C	LMC	1457	Completed	\$10,000.00	\$10,000.00		\$20,000.00	\$20,000.00
IL	AURORA	2002	B02MC170002	Public Services	05D	LMC	1397	Completed	\$2,500.00	\$2,500.00		\$5,000.00	\$5,000.00
IL	AURORA	2002	B02MC170002	Public Services	05D	LMC	1461	Completed	\$3,750.00	\$3,750.00		\$5,000.00	\$5,000.00
IL	AURORA	2002	B02MC170002	Public Services	05D	LMC	1463	Completed	\$2,500.00	\$2,500.00		\$5,000.00	\$5,000.00
IL	AURORA	2002	B02MC170002	Public Services	05G	LMC	1460	Completed	\$11,250.00	\$11,250.00		\$15,000.00	\$15,000.00
IL	AURORA	2002	B02MC170002	Public Services	05H	LMC	1455	Completed	\$7,500.00	\$7,500.00		\$10,000.00	\$10,000.00
IL	AURORA	2002	B02MC170002	Public Services	05H	LMCSV	1456	Completed	\$9,000.00	\$9,000.00		\$18,000.00	\$18,000.00
IL	AURORA	2002	B02MC170002	Public Services	05L	LMC	1403	Completed	\$7,500.00	\$7,500.00		\$15,000.00	\$15,000.00
IL	AURORA	2002	B02MC170002	Public Services	05L	LMC	1521	Completed	\$3,750.00	\$3,750.00		\$15,000.00	\$15,000.00
Public Services									\$180,317.93	\$180,317.93	12.82%	\$258,600.00	\$258,600.00
Total 2002									\$1,406,000.00	\$1,406,000.00	100.00%	\$9,022,726.01	\$9,022,726.01

Total Grant Amount for 2001 Grant year = \$1,404,000.00													
State	Grantee Name	Grant Year	Grant Number	Activity Group	Matrix Code	National Objective	IDIS Activity	Activity Status	Amount Funded From Selected Grant	Amount Drawn From Selected Grant	% of CDBG Drawn From Selected Grant/Grant Amount	Total CDBG Funded Amount (All Years All Sources)	Total CDBG Drawn Amount (All Years All Sources)
IL	AURORA	2001	B01MC170002	Acquisition	01	LMC	1337	Completed	\$40,000.00	\$40,000.00		\$40,000.00	\$40,000.00
IL	AURORA	2001	B01MC170002	Acquisition	01		2	Open	\$2,483.33	\$2,483.33		\$7,349,174.12	\$7,349,174.12
IL	AURORA	2001	B01MC170002	Acquisition	04	SBS	1310	Completed	\$250.00	\$250.00		\$250.00	\$250.00
IL	AURORA	2001	B01MC170002	Acquisition	04	SBS	1324	Completed	\$1,050.00	\$1,050.00		\$1,050.00	\$1,050.00
IL	AURORA	2001	B01MC170002	Acquisition	04	SBS	1333	Completed	\$1,300.00	\$1,300.00		\$1,300.00	\$1,300.00
IL	AURORA	2001	B01MC170002	Acquisition	04	SBS	1362	Completed	\$1,200.00	\$1,200.00		\$1,200.00	\$1,200.00
IL	AURORA	2001	B01MC170002	Acquisition	04	SBS	1363	Completed	\$1,550.00	\$1,550.00		\$1,550.00	\$1,550.00
IL	AURORA	2001	B01MC170002	Acquisition	04	SBS	1376	Completed	\$500.00	\$500.00		\$500.00	\$500.00
IL	AURORA	2001	B01MC170002	Acquisition	04	SBS	1377	Completed	\$1,400.00	\$1,400.00		\$1,400.00	\$1,400.00
IL	AURORA	2001	B01MC170002	Acquisition	04	SBS	1399	Completed	\$500.00	\$500.00		\$500.00	\$500.00
IL	AURORA	2001	B01MC170002	Acquisition	04	SBS	1400	Completed	\$450.00	\$450.00		\$450.00	\$450.00
IL	AURORA	2001	B01MC170002	Acquisition	04	SBS	1401	Completed	\$318.75	\$318.75		\$318.75	\$318.75

IL	AURORA	2001	B01MC170002	Acquisition	04	SBS	1407	Completed	\$1,125.00	\$1,125.00		\$1,125.00	\$1,125.00
IL	AURORA	2001	B01MC170002	Acquisition	08	LMC	1332	Completed	\$326.90	\$326.90		\$326.90	\$326.90
IL	AURORA	2001	B01MC170002	Acquisition	08	LMH	1326	Completed	\$484.16	\$484.16		\$484.16	\$484.16
IL	AURORA	2001	B01MC170002	Acquisition	08	LMH	1327	Completed	\$15.84	\$15.84		\$15.84	\$15.84
Acquisition									\$52,953.98	\$52,953.98	3.77%	\$7,399,644.77	\$7,399,644.77
IL	AURORA	2001	B01MC170002	Administrative And Planning	20		1338	Completed	\$27,819.00	\$27,819.00		\$30,181.50	\$30,181.50
IL	AURORA	2001	B01MC170002	Administrative And Planning	20		1359	Completed	\$2,565.00	\$2,565.00		\$2,565.00	\$2,565.00
IL	AURORA	2001	B01MC170002	Administrative And Planning	20		1366	Completed	\$1,925.70	\$1,925.70		\$1,925.70	\$1,925.70
IL	AURORA	2001	B01MC170002	Administrative And Planning	21A		1294	Completed	\$203,172.81	\$203,172.81		\$221,200.00	\$221,200.00
Administrative And Planning									\$235,482.51	\$235,482.51	16.77%	\$255,872.20	\$255,872.20
IL	AURORA	2001	B01MC170002	Housing	14A	LMH	1311	Completed	\$1,243.03	\$1,243.03		\$1,243.03	\$1,243.03
IL	AURORA	2001	B01MC170002	Housing	14A	LMH	1312	Completed	\$3,756.97	\$3,756.97		\$3,756.97	\$3,756.97
IL	AURORA	2001	B01MC170002	Housing	14A	LMH	1313	Completed	\$4,840.00	\$4,840.00		\$4,840.00	\$4,840.00
IL	AURORA	2001	B01MC170002	Housing	14A	LMH	1314	Completed	\$3,040.00	\$3,040.00		\$3,040.00	\$3,040.00
IL	AURORA	2001	B01MC170002	Housing	14A	LMH	1320	Completed	\$498.00	\$498.00		\$498.00	\$498.00
IL	AURORA	2001	B01MC170002	Housing	14A	LMH	1321	Completed	\$4,700.00	\$4,700.00		\$4,700.00	\$4,700.00
IL	AURORA	2001	B01MC170002	Housing	14A	LMH	1323	Completed	\$4,850.00	\$4,850.00		\$4,850.00	\$4,850.00
IL	AURORA	2001	B01MC170002	Housing	14A	LMH	1328	Completed	\$4,800.00	\$4,800.00		\$4,800.00	\$4,800.00
IL	AURORA	2001	B01MC170002	Housing	14A	LMH	1329	Completed	\$7,000.00	\$7,000.00		\$7,000.00	\$7,000.00
IL	AURORA	2001	B01MC170002	Housing	14A	LMH	1330	Completed	\$9,809.50	\$9,809.50		\$9,809.50	\$9,809.50
IL	AURORA	2001	B01MC170002	Housing	14A	LMH	1334	Completed	\$4,350.00	\$4,350.00		\$4,350.00	\$4,350.00
IL	AURORA	2001	B01MC170002	Housing	14A	LMH	1339	Completed	\$1,600.00	\$1,600.00		\$1,600.00	\$1,600.00
IL	AURORA	2001	B01MC170002	Housing	14A	LMH	1340	Completed	\$2,500.00	\$2,500.00		\$2,500.00	\$2,500.00
IL	AURORA	2001	B01MC170002	Housing	14A	LMH	1341	Completed	\$4,668.00	\$4,668.00		\$4,668.00	\$4,668.00
IL	AURORA	2001	B01MC170002	Housing	14A	LMH	1346	Completed	\$4,850.00	\$4,850.00		\$4,850.00	\$4,850.00
IL	AURORA	2001	B01MC170002	Housing	14A	LMH	1347	Completed	\$3,375.00	\$3,375.00		\$3,375.00	\$3,375.00
IL	AURORA	2001	B01MC170002	Housing	14A	LMH	1348	Completed	\$7,000.00	\$7,000.00		\$7,000.00	\$7,000.00
IL	AURORA	2001	B01MC170002	Housing	14A	LMH	1355	Completed	\$7,000.00	\$7,000.00		\$7,000.00	\$7,000.00
IL	AURORA	2001	B01MC170002	Housing	14A	LMH	1356	Completed	\$7,000.00	\$7,000.00		\$7,000.00	\$7,000.00
IL	AURORA	2001	B01MC170002	Housing	14A	LMH	1357	Completed	\$7,000.00	\$7,000.00		\$7,000.00	\$7,000.00
IL	AURORA	2001	B01MC170002	Housing	14A	LMH	1358	Completed	\$7,000.00	\$7,000.00		\$7,000.00	\$7,000.00
IL	AURORA	2001	B01MC170002	Housing	14A	LMH	1367	Completed	\$2,500.00	\$2,500.00		\$2,500.00	\$2,500.00
IL	AURORA	2001	B01MC170002	Housing	14A	LMH	1368	Completed	\$1,900.00	\$1,900.00		\$1,900.00	\$1,900.00
IL	AURORA	2001	B01MC170002	Housing	14A	LMH	1369	Completed	\$221.00	\$221.00		\$221.00	\$221.00
IL	AURORA	2001	B01MC170002	Housing	14A	LMH	1370	Completed	\$5,000.00	\$5,000.00		\$5,000.00	\$5,000.00
IL	AURORA	2001	B01MC170002	Housing	14A	LMH	1372	Completed	\$4,500.00	\$4,500.00		\$4,500.00	\$4,500.00
IL	AURORA	2001	B01MC170002	Housing	14A	LMH	1373	Completed	\$1,000.00	\$1,000.00		\$1,000.00	\$1,000.00
IL	AURORA	2001	B01MC170002	Housing	14A	LMH	1374	Completed	\$2,200.00	\$2,200.00		\$2,200.00	\$2,200.00
IL	AURORA	2001	B01MC170002	Housing	14A	LMH	1375	Completed	\$4,000.00	\$4,000.00		\$4,000.00	\$4,000.00
IL	AURORA	2001	B01MC170002	Housing	14A	LMH	1378	Completed	\$11,826.60	\$11,826.60		\$11,826.60	\$11,826.60
IL	AURORA	2001	B01MC170002	Housing	14A	LMH	1379	Completed	\$7,000.00	\$7,000.00		\$7,000.00	\$7,000.00
IL	AURORA	2001	B01MC170002	Housing	14A	LMH	1380	Completed	\$9,731.76	\$9,731.76		\$9,731.76	\$9,731.76
IL	AURORA	2001	B01MC170002	Housing	14A	LMH	1381	Completed	\$7,000.00	\$7,000.00		\$7,000.00	\$7,000.00
IL	AURORA	2001	B01MC170002	Housing	14A	LMH	1382	Completed	\$7,000.00	\$7,000.00		\$7,000.00	\$7,000.00
IL	AURORA	2001	B01MC170002	Housing	14A	LMH	1383	Completed	\$723.30	\$723.30		\$723.30	\$723.30
IL	AURORA	2001	B01MC170002	Housing	14A	LMH	1384	Completed	\$7,596.05	\$7,596.05		\$7,596.05	\$7,596.05
IL	AURORA	2001	B01MC170002	Housing	14A	LMH	1405	Completed	\$3,600.00	\$3,600.00		\$3,600.00	\$3,600.00
IL	AURORA	2001	B01MC170002	Housing	14A	LMH	1406	Completed	\$4,999.00	\$4,999.00		\$4,999.00	\$4,999.00
IL	AURORA	2001	B01MC170002	Housing	14A	LMH	1408	Completed	\$7,000.00	\$7,000.00		\$7,000.00	\$7,000.00
IL	AURORA	2001	B01MC170002	Housing	14A	LMH	1409	Completed	\$7,000.00	\$7,000.00		\$7,000.00	\$7,000.00
IL	AURORA	2001	B01MC170002	Housing	14A	LMH	1410	Completed	\$7,000.00	\$7,000.00		\$7,000.00	\$7,000.00
IL	AURORA	2001	B01MC170002	Housing	14A	LMH	1413	Completed	\$2,250.00	\$2,250.00		\$2,250.00	\$2,250.00
IL	AURORA	2001	B01MC170002	Housing	14A	LMH	1414	Completed	\$7,000.00	\$7,000.00		\$7,000.00	\$7,000.00
IL	AURORA	2001	B01MC170002	Housing	14A	LMH	1416	Completed	\$4,997.00	\$4,997.00		\$4,997.00	\$4,997.00
IL	AURORA	2001	B01MC170002	Housing	14A	LMH	1418	Completed	\$7,000.00	\$7,000.00		\$7,000.00	\$7,000.00
IL	AURORA	2001	B01MC170002	Housing	14A	LMH	1419	Completed	\$7,000.00	\$7,000.00		\$7,000.00	\$7,000.00
IL	AURORA	2001	B01MC170002	Housing	14A	LMH	1434	Completed	\$1,500.00	\$1,500.00		\$1,500.00	\$1,500.00
IL	AURORA	2001	B01MC170002	Housing	14A	LMH	1435	Completed	\$7,000.00	\$7,000.00		\$7,000.00	\$7,000.00
IL	AURORA	2001	B01MC170002	Housing	14A	LMH	1436	Completed	\$7,000.00	\$7,000.00		\$7,000.00	\$7,000.00
IL	AURORA	2001	B01MC170002	Housing	14A	LMH	1439	Completed	\$1,500.00	\$1,500.00		\$1,500.00	\$1,500.00
IL	AURORA	2001	B01MC170002	Housing	14A	LMH	1440	Completed	\$5,000.00	\$5,000.00		\$5,000.00	\$5,000.00
IL	AURORA	2001	B01MC170002	Housing	14A	LMH	1444	Completed	\$718.34	\$718.34		\$718.34	\$718.34
IL	AURORA	2001	B01MC170002	Housing	14D	LMH	594	Completed	\$21,714.89	\$21,714.89		\$97,076.00	\$97,076.00
IL	AURORA	2001	B01MC170002	Housing	14D	LMH	1351	Completed	\$44,664.13	\$44,664.13		\$44,664.13	\$44,664.13
IL	AURORA	2001	B01MC170002	Housing	14F	LMH	1345	Completed	\$3,202.75	\$3,202.75		\$3,202.75	\$3,202.75
IL	AURORA	2001	B01MC170002	Housing	14F	LMH	1349	Completed	\$3,421.25	\$3,421.25		\$3,421.25	\$3,421.25
IL	AURORA	2001	B01MC170002	Housing	14F	LMH	1350	Completed	\$10,235.00	\$10,235.00		\$10,235.00	\$10,235.00
IL	AURORA	2001	B01MC170002	Housing	14F	LMH	1360	Completed	\$3,306.25	\$3,306.25		\$3,306.25	\$3,306.25

IL	AURORA	2001	B01MC170002	Housing	14F	LMH	1364	Completed	\$5,537.25	\$5,537.25		\$5,537.25	\$5,537.25
IL	AURORA	2001	B01MC170002	Housing	14F	LMH	1365	Completed	\$4,347.00	\$4,347.00		\$4,347.00	\$4,347.00
IL	AURORA	2001	B01MC170002	Housing	14F	LMH	1411	Completed	\$3,651.25	\$3,651.25		\$3,651.25	\$3,651.25
IL	AURORA	2001	B01MC170002	Housing	14F	LMH	1412	Completed	\$3,795.00	\$3,795.00		\$3,795.00	\$3,795.00
IL	AURORA	2001	B01MC170002	Housing	14F	LMH	1415	Completed	\$3,680.00	\$3,680.00		\$3,680.00	\$3,680.00
IL	AURORA	2001	B01MC170002	Housing	14F	LMH	1420	Completed	\$4,652.90	\$4,652.90		\$4,652.90	\$4,652.90
IL	AURORA	2001	B01MC170002	Housing	14F	LMH	1421	Completed	\$5,951.25	\$5,951.25		\$5,951.25	\$5,951.25
IL	AURORA	2001	B01MC170002	Housing	14F	LMH	1422	Completed	\$6,698.75	\$6,698.75		\$6,698.75	\$6,698.75
IL	AURORA	2001	B01MC170002	Housing	14F	LMH	1424	Completed	\$1,262.70	\$1,262.70		\$1,262.70	\$1,262.70
IL	AURORA	2001	B01MC170002	Housing	14F	LMH	1425	Completed	\$1,339.75	\$1,339.75		\$1,339.75	\$1,339.75
IL	AURORA	2001	B01MC170002	Housing	14F	LMH	1426	Completed	\$550.27	\$550.27		\$550.27	\$550.27
IL	AURORA	2001	B01MC170002	Housing	14F	LMH	1427	Completed	\$586.50	\$586.50		\$586.50	\$586.50
IL	AURORA	2001	B01MC170002	Housing	14F	LMH	1428	Completed	\$1,365.05	\$1,365.05		\$1,365.05	\$1,365.05
IL	AURORA	2001	B01MC170002	Housing	14F	LMH	1429	Completed	\$1,373.10	\$1,373.10		\$1,373.10	\$1,373.10
IL	AURORA	2001	B01MC170002	Housing	14F	LMH	1430	Completed	\$1,247.75	\$1,247.75		\$1,247.75	\$1,247.75
IL	AURORA	2001	B01MC170002	Housing	14F	LMH	1431	Completed	\$589.95	\$589.95		\$589.95	\$589.95
IL	AURORA	2001	B01MC170002	Housing	14F	LMH	1437	Completed	\$1,380.00	\$1,380.00		\$1,380.00	\$1,380.00
IL	AURORA	2001	B01MC170002	Housing	14F	LMH	1438	Completed	\$948.75	\$948.75		\$948.75	\$948.75
Housing									\$389,145.04	\$389,145.04	27.72%	\$464,506.15	\$464,506.15
IL	AURORA	2001	B01MC170002	Public Improvements	03B	LMC	1343	Completed	\$18,425.00	\$18,425.00		\$18,425.00	\$18,425.00
IL	AURORA	2001	B01MC170002	Public Improvements	03C	LMC	1352	Completed	\$20,000.00	\$20,000.00		\$20,000.00	\$20,000.00
IL	AURORA	2001	B01MC170002	Public Improvements	03C	LMC	1353	Completed	\$2,000.00	\$2,000.00		\$2,000.00	\$2,000.00
IL	AURORA	2001	B01MC170002	Public Improvements	03C	LMC	1354	Completed	\$624.54	\$624.54		\$624.54	\$624.54
IL	AURORA	2001	B01MC170002	Public Improvements	03K	LMA	1069	Completed	\$52,413.26	\$52,413.26		\$166,802.60	\$166,802.60
IL	AURORA	2001	B01MC170002	Public Improvements	03M	LMC	1335	Completed	\$50,000.00	\$50,000.00		\$50,000.00	\$50,000.00
IL	AURORA	2001	B01MC170002	Public Improvements	03M	LMC	1336	Completed	\$100,000.00	\$100,000.00		\$100,000.00	\$100,000.00
IL	AURORA	2001	B01MC170002	Public Improvements	03P	LMC	1156	Completed	\$19,552.50	\$19,552.50		\$39,100.56	\$39,100.56
IL	AURORA	2001	B01MC170002	Public Improvements	03P	LMC	1342	Completed	\$5,000.00	\$5,000.00		\$5,000.00	\$5,000.00
IL	AURORA	2001	B01MC170002	Public Improvements	03P	LMC	1344	Completed	\$30,440.00	\$30,440.00		\$30,440.00	\$30,440.00
IL	AURORA	2001	B01MC170002	Public Improvements	03P	LMC	1423	Completed	\$15,000.00	\$15,000.00		\$15,000.00	\$15,000.00
IL	AURORA	2001	B01MC170002	Public Improvements	03Z	LMC	1315	Completed	\$40,000.00	\$40,000.00		\$40,000.00	\$40,000.00
Public Improvements									\$353,455.30	\$353,455.30	25.17%	\$487,392.70	\$487,392.70
IL	AURORA	2001	B01MC170002	Public Services	03T	LMC	1307	Completed	\$7,500.00	\$7,500.00		\$7,500.00	\$7,500.00
IL	AURORA	2001	B01MC170002	Public Services	03T	LMC	1309	Completed	\$18,000.00	\$18,000.00		\$18,000.00	\$18,000.00
IL	AURORA	2001	B01MC170002	Public Services	03T	LMC	1389	Completed	\$5,000.00	\$5,000.00		\$5,000.00	\$5,000.00
IL	AURORA	2001	B01MC170002	Public Services	03T	LMC	1390	Completed	\$1,875.00	\$1,875.00		\$7,500.00	\$7,500.00
IL	AURORA	2001	B01MC170002	Public Services	03T	LMC	1393	Completed	\$7,350.00	\$7,350.00		\$9,800.00	\$9,800.00
IL	AURORA	2001	B01MC170002	Public Services	03T	LMC	1396	Completed	\$4,982.07	\$4,982.07		\$18,000.00	\$18,000.00
IL	AURORA	2001	B01MC170002	Public Services	05A	LMC	1278	Completed	\$2,000.00	\$2,000.00		\$4,000.00	\$4,000.00
IL	AURORA	2001	B01MC170002	Public Services	05A	LMC	1319	Completed	\$4,400.00	\$4,400.00		\$4,400.00	\$4,400.00
IL	AURORA	2001	B01MC170002	Public Services	05A	LMC	1361	Completed	\$25,000.00	\$25,000.00		\$25,000.00	\$25,000.00
IL	AURORA	2001	B01MC170002	Public Services	05A	LMC	1385	Completed	\$25,000.00	\$25,000.00		\$25,000.00	\$25,000.00
IL	AURORA	2001	B01MC170002	Public Services	05A	LMC	1395	Completed	\$4,500.00	\$4,500.00		\$4,500.00	\$4,500.00
IL	AURORA	2001	B01MC170002	Public Services	05A	LMC	1404	Completed	\$25,000.00	\$25,000.00		\$25,000.00	\$25,000.00
IL	AURORA	2001	B01MC170002	Public Services	05C	LMC	1302	Completed	\$20,000.00	\$20,000.00		\$20,000.00	\$20,000.00
IL	AURORA	2001	B01MC170002	Public Services	05C	LMC	1391	Completed	\$20,000.00	\$20,000.00		\$20,000.00	\$20,000.00
IL	AURORA	2001	B01MC170002	Public Services	05D	LMC	1293	Completed	\$12,500.00	\$12,500.00		\$25,000.00	\$25,000.00
IL	AURORA	2001	B01MC170002	Public Services	05D	LMC	1300	Completed	\$3,000.00	\$3,000.00		\$3,000.00	\$3,000.00
IL	AURORA	2001	B01MC170002	Public Services	05D	LMC	1301	Completed	\$5,000.00	\$5,000.00		\$5,000.00	\$5,000.00
IL	AURORA	2001	B01MC170002	Public Services	05D	LMC	1303	Completed	\$25,000.00	\$25,000.00		\$25,000.00	\$25,000.00
IL	AURORA	2001	B01MC170002	Public Services	05D	LMC	1322	Completed	\$2,000.00	\$2,000.00		\$2,000.00	\$2,000.00
IL	AURORA	2001	B01MC170002	Public Services	05D	LMC	1397	Completed	\$2,500.00	\$2,500.00		\$5,000.00	\$5,000.00
IL	AURORA	2001	B01MC170002	Public Services	05D	LMC	1398	Completed	\$5,000.00	\$5,000.00		\$5,000.00	\$5,000.00
IL	AURORA	2001	B01MC170002	Public Services	05G	LMC	1306	Completed	\$18,000.00	\$18,000.00		\$18,000.00	\$18,000.00
IL	AURORA	2001	B01MC170002	Public Services	05G	LMC	1388	Completed	\$15,000.00	\$15,000.00		\$15,000.00	\$15,000.00
IL	AURORA	2001	B01MC170002	Public Services	05H	LMC	1282	Completed	\$2,500.00	\$2,500.00		\$10,000.00	\$10,000.00
IL	AURORA	2001	B01MC170002	Public Services	05H	LMC	1304	Completed	\$10,000.00	\$10,000.00		\$10,000.00	\$10,000.00
IL	AURORA	2001	B01MC170002	Public Services	05H	LMC	1308	Completed	\$18,000.00	\$18,000.00		\$18,000.00	\$18,000.00
IL	AURORA	2001	B01MC170002	Public Services	05H	LMC	1392	Completed	\$18,000.00	\$18,000.00		\$18,000.00	\$18,000.00
IL	AURORA	2001	B01MC170002	Public Services	05H	LMC	1394	Completed	\$10,000.00	\$10,000.00		\$10,000.00	\$10,000.00
IL	AURORA	2001	B01MC170002	Public Services	05L	LMC	1305	Completed	\$20,000.00	\$20,000.00		\$20,000.00	\$20,000.00
IL	AURORA	2001	B01MC170002	Public Services	05L	LMC	1387	Completed	\$1,250.00	\$1,250.00		\$1,250.00	\$1,250.00
IL	AURORA	2001	B01MC170002	Public Services	05L	LMC	1403	Completed	\$7,500.00	\$7,500.00		\$15,000.00	\$15,000.00
IL	AURORA	2001	B01MC170002	Public Services	05M	LMC	1290	Completed	\$7,448.84	\$7,448.84		\$10,000.00	\$10,000.00
IL	AURORA	2001	B01MC170002	Public Services	05N	LMC	1386	Completed	\$5,000.00	\$5,000.00		\$5,000.00	\$5,000.00
IL	AURORA	2001	B01MC170002	Public Services	05T	LMH	1331	Completed	\$487.40	\$487.40		\$487.40	\$487.40
IL	AURORA	2001	B01MC170002	Public Services	05T	LMH	1417	Completed	\$499.22	\$499.22		\$499.22	\$499.22
IL	AURORA	2001	B01MC170002	Public Services	05T	LMH	1432	Completed	\$1,000.00	\$1,000.00		\$1,000.00	\$1,000.00

IL	AURORA	2001	B01MC170002	Public Services	05T	LMH	1433	Completed	\$750.00	\$750.00		\$750.00	\$750.00
IL	AURORA	2001	B01MC170002	Public Services	05T	LMH	1441	Completed	\$770.64	\$770.64		\$770.64	\$770.64
IL	AURORA	2001	B01MC170002	Public Services	05T	LMH	1443	Completed	\$1,150.00	\$1,150.00		\$1,150.00	\$1,150.00
IL	AURORA	2001	B01MC170002	Public Services	05Z	LMC	1316	Completed	\$2,500.00	\$2,500.00		\$2,500.00	\$2,500.00
IL	AURORA	2001	B01MC170002	Public Services	05Z	LMC	1325	Completed	\$2,500.00	\$2,500.00		\$2,500.00	\$2,500.00
IL	AURORA	2001	B01MC170002	Public Services	05Z	LMC	1371	Completed	\$5,000.00	\$5,000.00		\$5,000.00	\$5,000.00
Public Services									\$372,963.17	\$372,963.17	26.56%	\$428,607.26	\$428,607.26
Total 2001									\$1,404,000.00	\$1,404,000.00	100.00%	\$9,036,023.08	\$9,036,023.08

Total Grant Amount for 2000 Grant year = \$1,346,000.00

State	Grantee Name	Grant Year	Grant Number	Activity Group	Matrix Code	National Objective	IDIS Activity	Activity Status	Amount Funded From Selected Grant	Amount Drawn From Selected Grant	% of CDBG Drawn From Selected Grant/Grant Amount	Total CDBG Funded Amount (All Years All Sources)	Total CDBG Drawn Amount (All Years All Sources)
IL	AURORA	2000	B00MC170002	Acquisition	01	LMC	1113	Completed	\$30,000.00	\$30,000.00		\$30,000.00	\$30,000.00
IL	AURORA	2000	B00MC170002	Acquisition	01	LMH	1112	Completed	\$40,000.00	\$40,000.00		\$40,000.00	\$40,000.00
IL	AURORA	2000	B00MC170002	Acquisition	04	SBS	1297	Completed	\$143.00	\$143.00		\$143.00	\$143.00
IL	AURORA	2000	B00MC170002	Acquisition	04	SBS	1298	Completed	\$107.00	\$107.00		\$107.00	\$107.00
IL	AURORA	2000	B00MC170002	Acquisition	08	LMC	1107	Completed	\$500.00	\$500.00		\$500.00	\$500.00
IL	AURORA	2000	B00MC170002	Acquisition	08	LMC	1109	Completed	\$500.00	\$500.00		\$500.00	\$500.00
IL	AURORA	2000	B00MC170002	Acquisition	08	LMC	1110	Completed	\$500.00	\$500.00		\$500.00	\$500.00
IL	AURORA	2000	B00MC170002	Acquisition	08	LMC	1128	Completed	\$500.00	\$500.00		\$500.00	\$500.00
IL	AURORA	2000	B00MC170002	Acquisition	08	LMC	1130	Completed	\$500.00	\$500.00		\$500.00	\$500.00
IL	AURORA	2000	B00MC170002	Acquisition	08	LMC	1177	Completed	\$500.00	\$500.00		\$500.00	\$500.00
Acquisition									\$73,250.00	\$73,250.00	5.44%	\$73,250.00	\$73,250.00
IL	AURORA	2000	B00MC170002	Administrative And Planning	21A		1085	Completed	\$60,633.71	\$60,633.71		\$259,200.00	\$259,200.00
IL	AURORA	2000	B00MC170002	Administrative And Planning	21A		1217	Completed	\$280,800.00	\$280,800.00		\$280,800.00	\$280,800.00
IL	AURORA	2000	B00MC170002	Administrative And Planning	21A		1294	Completed	\$18,027.19	\$18,027.19		\$221,200.00	\$221,200.00
IL	AURORA	2000	B00MC170002	Administrative And Planning	21D		1114	Completed	\$10,000.00	\$10,000.00		\$10,000.00	\$10,000.00
Administrative And Planning									\$369,460.90	\$369,460.90	27.45%	\$771,200.00	\$771,200.00
IL	AURORA	2000	B00MC170002	Economic Development	14E	LMA	900	Completed	\$1,000.00	\$1,000.00		\$9,500.00	\$9,500.00
IL	AURORA	2000	B00MC170002	Economic Development	14E	LMA	956	Completed	\$825.00	\$825.00		\$12,439.44	\$12,439.44
IL	AURORA	2000	B00MC170002	Economic Development	14E	LMA	1064	Completed	\$4,430.00	\$4,430.00		\$13,200.00	\$13,200.00
IL	AURORA	2000	B00MC170002	Economic Development	14E	LMA	1132	Completed	\$10,253.02	\$10,253.02		\$10,253.02	\$10,253.02
IL	AURORA	2000	B00MC170002	Economic Development	14E	LMA	1133	Completed	\$3,068.42	\$3,068.42		\$3,068.42	\$3,068.42
IL	AURORA	2000	B00MC170002	Economic Development	14E	LMA	1134	Completed	\$8,556.49	\$8,556.49		\$8,556.49	\$8,556.49
IL	AURORA	2000	B00MC170002	Economic Development	14E	LMA	1136	Completed	\$3,200.00	\$3,200.00		\$3,200.00	\$3,200.00
IL	AURORA	2000	B00MC170002	Economic Development	14E	LMA	1206	Completed	\$5,492.23	\$5,492.23		\$5,492.23	\$5,492.23
IL	AURORA	2000	B00MC170002	Economic Development	14E	LMA	1218	Completed	\$1,375.00	\$1,375.00		\$1,375.00	\$1,375.00
IL	AURORA	2000	B00MC170002	Economic Development	14E	LMA	1219	Completed	\$4,005.00	\$4,005.00		\$4,005.00	\$4,005.00
IL	AURORA	2000	B00MC170002	Economic Development	14E	LMA	1237	Completed	\$8,742.14	\$8,742.14		\$8,742.14	\$8,742.14
IL	AURORA	2000	B00MC170002	Economic Development	14E	LMA	1238	Completed	\$9,350.00	\$9,350.00		\$9,350.00	\$9,350.00
IL	AURORA	2000	B00MC170002	Economic Development	18B	LMA	1057	Completed	\$248.18	\$248.18		\$706.12	\$706.12
IL	AURORA	2000	B00MC170002	Economic Development	18B	LMA	1135	Completed	\$600.00	\$600.00		\$600.00	\$600.00
Economic Development									\$61,145.48	\$61,145.48	4.54%	\$90,487.86	\$90,487.86
IL	AURORA	2000	B00MC170002	Housing	14A	LMH	772	Completed	\$5,060.00	\$5,060.00		\$24,882.00	\$24,882.00
IL	AURORA	2000	B00MC170002	Housing	14A	LMH	1070	Completed	\$357.37	\$357.37		\$357.37	\$357.37
IL	AURORA	2000	B00MC170002	Housing	14A	LMH	1086	Completed	\$2,510.00	\$2,510.00		\$2,510.00	\$2,510.00
IL	AURORA	2000	B00MC170002	Housing	14A	LMH	1087	Completed	\$4,000.00	\$4,000.00		\$4,000.00	\$4,000.00
IL	AURORA	2000	B00MC170002	Housing	14A	LMH	1088	Completed	\$6,531.40	\$6,531.40		\$6,531.40	\$6,531.40
IL	AURORA	2000	B00MC170002	Housing	14A	LMH	1089	Completed	\$1,981.14	\$1,981.14		\$1,981.14	\$1,981.14
IL	AURORA	2000	B00MC170002	Housing	14A	LMH	1090	Completed	\$87.50	\$87.50		\$87.50	\$87.50
IL	AURORA	2000	B00MC170002	Housing	14A	LMH	1092	Completed	\$3,700.00	\$3,700.00		\$3,700.00	\$3,700.00
IL	AURORA	2000	B00MC170002	Housing	14A	LMH	1093	Completed	\$5,054.29	\$5,054.29		\$5,054.29	\$5,054.29
IL	AURORA	2000	B00MC170002	Housing	14A	LMH	1094	Completed	\$2,438.47	\$2,438.47		\$2,438.47	\$2,438.47
IL	AURORA	2000	B00MC170002	Housing	14A	LMH	1095	Completed	\$742.79	\$742.79		\$742.79	\$742.79
IL	AURORA	2000	B00MC170002	Housing	14A	LMH	1096	Completed	\$415.00	\$415.00		\$415.00	\$415.00
IL	AURORA	2000	B00MC170002	Housing	14A	LMH	1111	Completed	\$2,887.20	\$2,887.20		\$2,887.20	\$2,887.20
IL	AURORA	2000	B00MC170002	Housing	14A	LMH	1125	Completed	\$212.50	\$212.50		\$212.50	\$212.50
IL	AURORA	2000	B00MC170002	Housing	14A	LMH	1126	Completed	\$287.50	\$287.50		\$287.50	\$287.50
IL	AURORA	2000	B00MC170002	Housing	14A	LMH	1154	Completed	\$3,975.00	\$3,975.00		\$3,975.00	\$3,975.00
IL	AURORA	2000	B00MC170002	Housing	14A	LMH	1155	Completed	\$930.40	\$930.40		\$930.40	\$930.40
IL	AURORA	2000	B00MC170002	Housing	14A	LMH	1174	Completed	\$746.00	\$746.00		\$746.00	\$746.00
IL	AURORA	2000	B00MC170002	Housing	14A	LMH	1175	Completed	\$225.00	\$225.00		\$225.00	\$225.00
IL	AURORA	2000	B00MC170002	Housing	14A	LMH	1178	Completed	\$7,000.00	\$7,000.00		\$7,000.00	\$7,000.00
IL	AURORA	2000	B00MC170002	Housing	14A	LMH	1179	Completed	\$7,000.00	\$7,000.00		\$7,000.00	\$7,000.00
IL	AURORA	2000	B00MC170002	Housing	14A	LMH	1180	Completed	\$7,000.00	\$7,000.00		\$7,000.00	\$7,000.00
IL	AURORA	2000	B00MC170002	Housing	14A	LMH	1181	Completed	\$1,372.82	\$1,372.82		\$1,372.82	\$1,372.82
IL	AURORA	2000	B00MC170002	Housing	14A	LMH	1182	Completed	\$537.14	\$537.14		\$537.14	\$537.14

IL	AURORA	2000	B00MC170002	Housing	14A	LMH	1183	Completed	\$32.21	\$32.21	\$32.21	\$32.21
IL	AURORA	2000	B00MC170002	Housing	14A	LMH	1184	Completed	\$10.00	\$10.00	\$10.00	\$10.00
IL	AURORA	2000	B00MC170002	Housing	14A	LMH	1185	Completed	\$1,625.80	\$1,625.80	\$1,625.80	\$1,625.80
IL	AURORA	2000	B00MC170002	Housing	14A	LMH	1199	Completed	\$1,413.50	\$1,413.50	\$1,413.50	\$1,413.50
IL	AURORA	2000	B00MC170002	Housing	14A	LMH	1200	Completed	\$2,415.00	\$2,415.00	\$2,415.00	\$2,415.00
IL	AURORA	2000	B00MC170002	Housing	14A	LMH	1201	Completed	\$1,112.03	\$1,112.03	\$1,112.03	\$1,112.03
IL	AURORA	2000	B00MC170002	Housing	14A	LMH	1202	Completed	\$2,554.15	\$2,554.15	\$2,554.15	\$2,554.15
IL	AURORA	2000	B00MC170002	Housing	14A	LMH	1203	Completed	\$2,657.00	\$2,657.00	\$2,657.00	\$2,657.00
IL	AURORA	2000	B00MC170002	Housing	14A	LMH	1204	Completed	\$487.50	\$487.50	\$487.50	\$487.50
IL	AURORA	2000	B00MC170002	Housing	14A	LMH	1205	Completed	\$3,071.50	\$3,071.50	\$3,071.50	\$3,071.50
IL	AURORA	2000	B00MC170002	Housing	14A	LMH	1209	Completed	\$1,506.04	\$1,506.04	\$1,506.04	\$1,506.04
IL	AURORA	2000	B00MC170002	Housing	14A	LMH	1212	Completed	\$15,000.00	\$15,000.00	\$15,000.00	\$15,000.00
IL	AURORA	2000	B00MC170002	Housing	14A	LMH	1216	Completed	\$15,000.00	\$15,000.00	\$15,000.00	\$15,000.00
IL	AURORA	2000	B00MC170002	Housing	14A	LMH	1221	Completed	\$375.00	\$375.00	\$375.00	\$375.00
IL	AURORA	2000	B00MC170002	Housing	14A	LMH	1224	Completed	\$7,000.00	\$7,000.00	\$7,000.00	\$7,000.00
IL	AURORA	2000	B00MC170002	Housing	14A	LMH	1225	Completed	\$7,000.00	\$7,000.00	\$7,000.00	\$7,000.00
IL	AURORA	2000	B00MC170002	Housing	14A	LMH	1226	Completed	\$4,715.00	\$4,715.00	\$4,715.00	\$4,715.00
IL	AURORA	2000	B00MC170002	Housing	14A	LMH	1227	Completed	\$3,343.96	\$3,343.96	\$3,343.96	\$3,343.96
IL	AURORA	2000	B00MC170002	Housing	14A	LMH	1228	Completed	\$4,500.00	\$4,500.00	\$4,500.00	\$4,500.00
IL	AURORA	2000	B00MC170002	Housing	14A	LMH	1229	Completed	\$2,680.00	\$2,680.00	\$2,680.00	\$2,680.00
IL	AURORA	2000	B00MC170002	Housing	14A	LMH	1230	Completed	\$225.00	\$225.00	\$225.00	\$225.00
IL	AURORA	2000	B00MC170002	Housing	14A	LMH	1231	Completed	\$3,000.00	\$3,000.00	\$3,000.00	\$3,000.00
IL	AURORA	2000	B00MC170002	Housing	14A	LMH	1239	Completed	\$2,043.00	\$2,043.00	\$2,043.00	\$2,043.00
IL	AURORA	2000	B00MC170002	Housing	14A	LMH	1240	Completed	\$450.00	\$450.00	\$450.00	\$450.00
IL	AURORA	2000	B00MC170002	Housing	14A	LMH	1245	Completed	\$7,000.00	\$7,000.00	\$7,000.00	\$7,000.00
IL	AURORA	2000	B00MC170002	Housing	14A	LMH	1249	Completed	\$250.00	\$250.00	\$250.00	\$250.00
IL	AURORA	2000	B00MC170002	Housing	14A	LMH	1250	Completed	\$1,193.60	\$1,193.60	\$1,193.60	\$1,193.60
IL	AURORA	2000	B00MC170002	Housing	14A	LMH	1265	Completed	\$7,000.00	\$7,000.00	\$7,000.00	\$7,000.00
IL	AURORA	2000	B00MC170002	Housing	14A	LMH	1266	Completed	\$7,000.00	\$7,000.00	\$7,000.00	\$7,000.00
IL	AURORA	2000	B00MC170002	Housing	14A	LMH	1267	Completed	\$6,900.00	\$6,900.00	\$6,900.00	\$6,900.00
IL	AURORA	2000	B00MC170002	Housing	14A	LMH	1268	Completed	\$7,000.00	\$7,000.00	\$7,000.00	\$7,000.00
IL	AURORA	2000	B00MC170002	Housing	14A	LMH	1269	Completed	\$7,000.00	\$7,000.00	\$7,000.00	\$7,000.00
IL	AURORA	2000	B00MC170002	Housing	14A	LMH	1270	Completed	\$7,000.00	\$7,000.00	\$7,000.00	\$7,000.00
IL	AURORA	2000	B00MC170002	Housing	14A	LMH	1271	Completed	\$3,669.65	\$3,669.65	\$3,669.65	\$3,669.65
IL	AURORA	2000	B00MC170002	Housing	14A	LMH	1277	Completed	\$7,000.00	\$7,000.00	\$7,000.00	\$7,000.00
IL	AURORA	2000	B00MC170002	Housing	14A	LMH	1280	Completed	\$5,727.00	\$5,727.00	\$5,727.00	\$5,727.00
IL	AURORA	2000	B00MC170002	Housing	14A	LMH	1281	Completed	\$19,743.17	\$19,743.17	\$19,743.17	\$19,743.17
IL	AURORA	2000	B00MC170002	Housing	14A	LMH	1283	Completed	\$7,000.00	\$7,000.00	\$7,000.00	\$7,000.00
IL	AURORA	2000	B00MC170002	Housing	14A	LMH	1284	Completed	\$4,470.00	\$4,470.00	\$4,470.00	\$4,470.00
IL	AURORA	2000	B00MC170002	Housing	14A	LMH	1285	Completed	\$2,750.00	\$2,750.00	\$2,750.00	\$2,750.00
IL	AURORA	2000	B00MC170002	Housing	14A	LMH	1286	Completed	\$916.85	\$916.85	\$916.85	\$916.85
IL	AURORA	2000	B00MC170002	Housing	14A	LMH	1288	Completed	\$7,000.00	\$7,000.00	\$7,000.00	\$7,000.00
IL	AURORA	2000	B00MC170002	Housing	14A	LMH	1295	Completed	\$2,500.00	\$2,500.00	\$2,500.00	\$2,500.00
IL	AURORA	2000	B00MC170002	Housing	14A	LMH	1296	Completed	\$1,275.00	\$1,275.00	\$1,275.00	\$1,275.00
IL	AURORA	2000	B00MC170002	Housing	14A	LMH	1299	Completed	\$7,000.00	\$7,000.00	\$7,000.00	\$7,000.00
IL	AURORA	2000	B00MC170002	Housing	14D	LMH	594	Completed	\$19,000.00	\$19,000.00	\$97,076.00	\$97,076.00
IL	AURORA	2000	B00MC170002	Housing	14I	LMH	1223	Completed	\$36.73	\$36.73	\$36.73	\$36.73
IL	AURORA	2000	B00MC170002	Housing	14I	LMH	1259	Completed	\$525.00	\$525.00	\$525.00	\$525.00
IL	AURORA	2000	B00MC170002	Housing	14I	LMH	1261	Completed	\$525.00	\$525.00	\$525.00	\$525.00
IL	AURORA	2000	B00MC170002	Housing	14I	LMH	1262	Completed	\$730.51	\$730.51	\$730.51	\$730.51
IL	AURORA	2000	B00MC170002	Housing	14I	LMH	1263	Completed	\$525.00	\$525.00	\$525.00	\$525.00
IL	AURORA	2000	B00MC170002	Housing	14I	LMH	1264	Completed	\$525.00	\$525.00	\$525.00	\$525.00
IL	AURORA	2000	B00MC170002	Housing	14I	SBS	1260	Completed	\$525.00	\$525.00	\$525.00	\$525.00
IL	AURORA	2000	B00MC170002	Housing	16A	LMH	1176	Completed	\$8,805.95	\$8,805.95	\$8,805.95	\$8,805.95
IL	AURORA	2000	B00MC170002	Housing	16A	LMH	1210	Completed	\$450.00	\$450.00	\$1,950.00	\$1,950.00
IL	AURORA	2000	B00MC170002	Housing	16A	LMH	1211	Completed	\$4,255.38	\$4,255.38	\$4,384.38	\$4,384.38
IL	AURORA	2000	B00MC170002	Housing	16A	LMH	1222	Completed	\$9,500.00	\$9,500.00	\$9,500.00	\$9,500.00
IL	AURORA	2000	B00MC170002	Housing	16A	LMH	1244	Completed	\$500.00	\$500.00	\$500.00	\$500.00
IL	AURORA	2000	B00MC170002	Housing	16A	LMH	1491	Completed	\$285.28	\$285.28	\$15,043.00	\$15,043.00
IL	AURORA	2000	B00MC170002	Housing	16A	SBS	809	Completed	\$4,500.00	\$4,500.00	\$5,425.00	\$5,425.00
IL	AURORA	2000	B00MC170002	Housing	16A	SBS	953	Completed	\$7,379.21	\$7,379.21	\$10,000.00	\$10,000.00
IL	AURORA	2000	B00MC170002	Housing	16A	SBS	1017	Completed	\$1,991.41	\$1,991.41	\$10,000.00	\$10,000.00
IL	AURORA	2000	B00MC170002	Housing	16A	SBS	1018	Completed	\$4,000.00	\$4,000.00	\$10,000.00	\$10,000.00
IL	AURORA	2000	B00MC170002	Housing	16A	SBS	1026	Completed	\$711.14	\$711.14	\$3,129.14	\$3,129.14
IL	AURORA	2000	B00MC170002	Housing	16A	SBS	1068	Completed	\$9,338.63	\$9,338.63	\$9,486.63	\$9,486.63
IL	AURORA	2000	B00MC170002	Housing	16A	SBS	1149	Completed	\$10,000.00	\$10,000.00	\$10,000.00	\$10,000.00
IL	AURORA	2000	B00MC170002	Housing	16A	SBS	1150	Completed	\$1,932.21	\$1,932.21	\$1,932.21	\$1,932.21
IL	AURORA	2000	B00MC170002	Housing	16A	SBS	1151	Completed	\$967.00	\$967.00	\$967.00	\$967.00

IL	AURORA	2000	B00MC170002	Housing	16A	SBS	1152	Completed	\$4,200.00	\$4,200.00		\$4,200.00	\$4,200.00
IL	AURORA	2000	B00MC170002	Housing	16A	SBS	1153	Completed	\$172.09	\$172.09		\$172.09	\$172.09
IL	AURORA	2000	B00MC170002	Housing	16A	SBS	1172	Completed	\$4,000.00	\$4,000.00		\$4,000.00	\$4,000.00
Housing									\$362,044.02	\$362,044.02	26.90%	\$496,449.12	\$496,449.12
IL	AURORA	2000	B00MC170002	Public Improvements	03D	LMC	1235	Completed	\$22,500.00	\$22,500.00		\$22,500.00	\$22,500.00
IL	AURORA	2000	B00MC170002	Public Improvements	03D	LMC	1236	Completed	\$10,000.00	\$10,000.00		\$10,000.00	\$10,000.00
IL	AURORA	2000	B00MC170002	Public Improvements	03L	LMA	1257	Completed	\$50.56	\$50.56		\$50.56	\$50.56
IL	AURORA	2000	B00MC170002	Public Improvements	03L	LMH	1115	Completed	\$1,318.84	\$1,318.84		\$1,318.84	\$1,318.84
IL	AURORA	2000	B00MC170002	Public Improvements	03L	LMH	1116	Completed	\$1,289.58	\$1,289.58		\$1,289.58	\$1,289.58
IL	AURORA	2000	B00MC170002	Public Improvements	03L	LMH	1117	Completed	\$578.76	\$578.76		\$578.76	\$578.76
IL	AURORA	2000	B00MC170002	Public Improvements	03L	LMH	1118	Completed	\$577.50	\$577.50		\$577.50	\$577.50
IL	AURORA	2000	B00MC170002	Public Improvements	03L	LMH	1119	Completed	\$1,069.28	\$1,069.28		\$1,069.28	\$1,069.28
IL	AURORA	2000	B00MC170002	Public Improvements	03L	LMH	1120	Completed	\$919.00	\$919.00		\$919.00	\$919.00
IL	AURORA	2000	B00MC170002	Public Improvements	03L	LMH	1121	Completed	\$2,011.62	\$2,011.62		\$2,011.62	\$2,011.62
IL	AURORA	2000	B00MC170002	Public Improvements	03L	LMH	1122	Completed	\$470.69	\$470.69		\$470.69	\$470.69
IL	AURORA	2000	B00MC170002	Public Improvements	03L	LMH	1123	Completed	\$1,214.06	\$1,214.06		\$1,214.06	\$1,214.06
IL	AURORA	2000	B00MC170002	Public Improvements	03L	LMH	1124	Completed	\$185.59	\$185.59		\$185.59	\$185.59
IL	AURORA	2000	B00MC170002	Public Improvements	03L	LMH	1137	Completed	\$1,099.29	\$1,099.29		\$1,099.29	\$1,099.29
IL	AURORA	2000	B00MC170002	Public Improvements	03L	LMH	1138	Completed	\$484.42	\$484.42		\$484.42	\$484.42
IL	AURORA	2000	B00MC170002	Public Improvements	03L	LMH	1139	Completed	\$212.00	\$212.00		\$212.00	\$212.00
IL	AURORA	2000	B00MC170002	Public Improvements	03L	LMH	1140	Completed	\$2,512.20	\$2,512.20		\$2,512.20	\$2,512.20
IL	AURORA	2000	B00MC170002	Public Improvements	03L	LMH	1141	Completed	\$296.80	\$296.80		\$296.80	\$296.80
IL	AURORA	2000	B00MC170002	Public Improvements	03L	LMH	1142	Completed	\$3,075.26	\$3,075.26		\$3,075.26	\$3,075.26
IL	AURORA	2000	B00MC170002	Public Improvements	03L	LMH	1143	Completed	\$248.75	\$248.75		\$248.75	\$248.75
IL	AURORA	2000	B00MC170002	Public Improvements	03L	LMH	1144	Completed	\$381.60	\$381.60		\$381.60	\$381.60
IL	AURORA	2000	B00MC170002	Public Improvements	03L	LMH	1145	Completed	\$1,999.11	\$1,999.11		\$1,999.11	\$1,999.11
IL	AURORA	2000	B00MC170002	Public Improvements	03L	LMH	1146	Completed	\$1,087.93	\$1,087.93		\$1,087.93	\$1,087.93
IL	AURORA	2000	B00MC170002	Public Improvements	03L	LMH	1147	Completed	\$1,238.50	\$1,238.50		\$1,238.50	\$1,238.50
IL	AURORA	2000	B00MC170002	Public Improvements	03L	LMH	1148	Completed	\$924.98	\$924.98		\$924.98	\$924.98
IL	AURORA	2000	B00MC170002	Public Improvements	03L	LMH	1160	Completed	\$1,102.83	\$1,102.83		\$1,102.83	\$1,102.83
IL	AURORA	2000	B00MC170002	Public Improvements	03L	LMH	1161	Completed	\$827.64	\$827.64		\$827.64	\$827.64
IL	AURORA	2000	B00MC170002	Public Improvements	03L	LMH	1162	Completed	\$2,521.29	\$2,521.29		\$2,521.29	\$2,521.29
IL	AURORA	2000	B00MC170002	Public Improvements	03L	LMH	1163	Completed	\$1,334.38	\$1,334.38		\$1,334.38	\$1,334.38
IL	AURORA	2000	B00MC170002	Public Improvements	03L	LMH	1164	Completed	\$3,050.24	\$3,050.24		\$3,050.24	\$3,050.24
IL	AURORA	2000	B00MC170002	Public Improvements	03L	LMH	1165	Completed	\$2,245.13	\$2,245.13		\$2,245.13	\$2,245.13
IL	AURORA	2000	B00MC170002	Public Improvements	03L	LMH	1166	Completed	\$273.50	\$273.50		\$273.50	\$273.50
IL	AURORA	2000	B00MC170002	Public Improvements	03L	LMH	1167	Completed	\$332.50	\$332.50		\$332.50	\$332.50
IL	AURORA	2000	B00MC170002	Public Improvements	03L	LMH	1168	Completed	\$1,042.74	\$1,042.74		\$1,042.74	\$1,042.74
IL	AURORA	2000	B00MC170002	Public Improvements	03L	LMH	1169	Completed	\$477.00	\$477.00		\$477.00	\$477.00
IL	AURORA	2000	B00MC170002	Public Improvements	03L	LMH	1170	Completed	\$449.44	\$449.44		\$449.44	\$449.44
IL	AURORA	2000	B00MC170002	Public Improvements	03L	LMH	1186	Completed	\$487.60	\$487.60		\$487.60	\$487.60
IL	AURORA	2000	B00MC170002	Public Improvements	03L	LMH	1187	Completed	\$1,529.16	\$1,529.16		\$1,529.16	\$1,529.16
IL	AURORA	2000	B00MC170002	Public Improvements	03L	LMH	1188	Completed	\$464.00	\$464.00		\$464.00	\$464.00
IL	AURORA	2000	B00MC170002	Public Improvements	03L	LMH	1189	Completed	\$1,891.18	\$1,891.18		\$1,891.18	\$1,891.18
IL	AURORA	2000	B00MC170002	Public Improvements	03L	LMH	1190	Completed	\$554.00	\$554.00		\$554.00	\$554.00
IL	AURORA	2000	B00MC170002	Public Improvements	03L	LMH	1191	Completed	\$1,744.73	\$1,744.73		\$1,744.73	\$1,744.73
IL	AURORA	2000	B00MC170002	Public Improvements	03L	LMH	1192	Completed	\$1,328.42	\$1,328.42		\$1,328.42	\$1,328.42
IL	AURORA	2000	B00MC170002	Public Improvements	03L	LMH	1193	Completed	\$2,272.88	\$2,272.88		\$2,272.88	\$2,272.88
IL	AURORA	2000	B00MC170002	Public Improvements	03L	LMH	1194	Completed	\$1,196.21	\$1,196.21		\$1,196.21	\$1,196.21
IL	AURORA	2000	B00MC170002	Public Improvements	03L	LMH	1195	Completed	\$367.61	\$367.61		\$367.61	\$367.61
IL	AURORA	2000	B00MC170002	Public Improvements	03L	LMH	1196	Completed	\$530.00	\$530.00		\$530.00	\$530.00
IL	AURORA	2000	B00MC170002	Public Improvements	03L	LMH	1197	Completed	\$1,611.20	\$1,611.20		\$1,611.20	\$1,611.20
IL	AURORA	2000	B00MC170002	Public Improvements	03L	LMH	1207	Completed	\$1,666.70	\$1,666.70		\$1,666.70	\$1,666.70
IL	AURORA	2000	B00MC170002	Public Improvements	03L	LMH	1220	Completed	\$371.00	\$371.00		\$371.00	\$371.00
IL	AURORA	2000	B00MC170002	Public Improvements	03L	LMH	1242	Completed	\$106.00	\$106.00		\$106.00	\$106.00
IL	AURORA	2000	B00MC170002	Public Improvements	03L	LMH	1246	Completed	\$956.25	\$956.25		\$956.25	\$956.25
IL	AURORA	2000	B00MC170002	Public Improvements	03L	LMH	1247	Completed	\$1,171.74	\$1,171.74		\$1,171.74	\$1,171.74
IL	AURORA	2000	B00MC170002	Public Improvements	03L	LMH	1248	Completed	\$636.00	\$636.00		\$636.00	\$636.00
IL	AURORA	2000	B00MC170002	Public Improvements	03L	LMH	1251	Completed	\$561.12	\$561.12		\$561.12	\$561.12
IL	AURORA	2000	B00MC170002	Public Improvements	03L	LMH	1252	Completed	\$205.70	\$205.70		\$205.70	\$205.70
IL	AURORA	2000	B00MC170002	Public Improvements	03L	LMH	1253	Completed	\$602.82	\$602.82		\$602.82	\$602.82
IL	AURORA	2000	B00MC170002	Public Improvements	03L	LMH	1255	Completed	\$333.50	\$333.50		\$333.50	\$333.50
IL	AURORA	2000	B00MC170002	Public Improvements	03L	LMH	1256	Completed	\$687.95	\$687.95		\$687.95	\$687.95
IL	AURORA	2000	B00MC170002	Public Improvements	03L	LMH	1258	Completed	\$378.74	\$378.74		\$378.74	\$378.74
IL	AURORA	2000	B00MC170002	Public Improvements	03L	SBS	1243	Completed	\$903.13	\$903.13		\$903.13	\$903.13
IL	AURORA	2000	B00MC170002	Public Improvements	03L	SBS	1254	Completed	\$645.54	\$645.54		\$645.54	\$645.54
IL	AURORA	2000	B00MC170002	Public Improvements	03P	LMC	1156	Completed	\$19,548.06	\$19,548.06		\$39,100.56	\$39,100.56
IL	AURORA	2000	B00MC170002	Public Improvements	03P	LMC	1291	Completed	\$2,894.35	\$2,894.35		\$2,894.35	\$2,894.35

IL	AURORA	2000	B00MC170002	Public Improvements	03P	LMC	1292	Completed	\$1,000.00	\$1,000.00		\$1,000.00	\$1,000.00
Public Improvements									\$116,048.60	\$116,048.60	8.62%	\$135,601.10	\$135,601.10
IL	AURORA	2000	B00MC170002	Public Services	03T	LMC	1099	Completed	\$10,000.00	\$10,000.00		\$10,000.00	\$10,000.00
IL	AURORA	2000	B00MC170002	Public Services	03T	LMC	1158	Completed	\$10,000.00	\$10,000.00		\$10,000.00	\$10,000.00
IL	AURORA	2000	B00MC170002	Public Services	03T	LMC	1234	Completed	\$18,000.00	\$18,000.00		\$18,000.00	\$18,000.00
IL	AURORA	2000	B00MC170002	Public Services	05A	LMC	1097	Completed	\$4,500.00	\$4,500.00		\$4,500.00	\$4,500.00
IL	AURORA	2000	B00MC170002	Public Services	05A	LMC	1278	Completed	\$2,000.00	\$2,000.00		\$4,000.00	\$4,000.00
IL	AURORA	2000	B00MC170002	Public Services	05B	LMC	1279	Completed	\$3,884.00	\$3,884.00		\$3,884.00	\$3,884.00
IL	AURORA	2000	B00MC170002	Public Services	05D	LMC	1080	Completed	\$20,000.00	\$20,000.00		\$40,000.00	\$40,000.00
IL	AURORA	2000	B00MC170002	Public Services	05D	LMC	1098	Completed	\$10,000.00	\$10,000.00		\$10,000.00	\$10,000.00
IL	AURORA	2000	B00MC170002	Public Services	05D	LMC	1100	Completed	\$4,600.00	\$4,600.00		\$4,600.00	\$4,600.00
IL	AURORA	2000	B00MC170002	Public Services	05D	LMC	1105	Completed	\$25,000.00	\$25,000.00		\$25,000.00	\$25,000.00
IL	AURORA	2000	B00MC170002	Public Services	05D	LMC	1127	Completed	\$2,000.00	\$2,000.00		\$2,000.00	\$2,000.00
IL	AURORA	2000	B00MC170002	Public Services	05D	LMC	1157	Completed	\$4,500.00	\$4,500.00		\$4,500.00	\$4,500.00
IL	AURORA	2000	B00MC170002	Public Services	05D	LMC	1214	Completed	\$60,000.00	\$60,000.00		\$60,000.00	\$60,000.00
IL	AURORA	2000	B00MC170002	Public Services	05D	LMC	1241	Completed	\$25,000.00	\$25,000.00		\$25,000.00	\$25,000.00
IL	AURORA	2000	B00MC170002	Public Services	05D	LMC	1293	Completed	\$12,500.00	\$12,500.00		\$25,000.00	\$25,000.00
IL	AURORA	2000	B00MC170002	Public Services	05G	LMC	1106	Completed	\$20,000.00	\$20,000.00		\$20,000.00	\$20,000.00
IL	AURORA	2000	B00MC170002	Public Services	05G	LMC	1215	Completed	\$15,000.00	\$15,000.00		\$15,000.00	\$15,000.00
IL	AURORA	2000	B00MC170002	Public Services	05H	LMC	1102	Completed	\$10,000.00	\$10,000.00		\$10,000.00	\$10,000.00
IL	AURORA	2000	B00MC170002	Public Services	05H	LMC	1232	Completed	\$15,000.00	\$15,000.00		\$15,000.00	\$15,000.00
IL	AURORA	2000	B00MC170002	Public Services	05H	LMC	1282	Completed	\$7,500.00	\$7,500.00		\$10,000.00	\$10,000.00
IL	AURORA	2000	B00MC170002	Public Services	05M	LMC	1290	Completed	\$2,551.16	\$2,551.16		\$10,000.00	\$10,000.00
IL	AURORA	2000	B00MC170002	Public Services	05O	LMC	1104	Completed	\$25,000.00	\$25,000.00		\$25,000.00	\$25,000.00
IL	AURORA	2000	B00MC170002	Public Services	05O	LMC	1273	Completed	\$8,000.00	\$8,000.00		\$8,000.00	\$8,000.00
IL	AURORA	2000	B00MC170002	Public Services	05T	LMH	1084	Completed	\$136.29	\$136.29		\$136.29	\$136.29
IL	AURORA	2000	B00MC170002	Public Services	05T	LMH	1108	Completed	\$350.00	\$350.00		\$350.00	\$350.00
IL	AURORA	2000	B00MC170002	Public Services	05T	LMH	1129	Completed	\$475.00	\$475.00		\$475.00	\$475.00
IL	AURORA	2000	B00MC170002	Public Services	05T	LMH	1131	Completed	\$410.70	\$410.70		\$410.70	\$410.70
IL	AURORA	2000	B00MC170002	Public Services	05T	LMH	1287	Completed	\$143.85	\$143.85		\$143.85	\$143.85
IL	AURORA	2000	B00MC170002	Public Services	05Z	LMC	1101	Completed	\$7,500.00	\$7,500.00		\$7,500.00	\$7,500.00
IL	AURORA	2000	B00MC170002	Public Services	05Z	LMC	1103	Completed	\$10,000.00	\$10,000.00		\$10,000.00	\$10,000.00
IL	AURORA	2000	B00MC170002	Public Services	05Z	LMC	1213	Completed	\$5,000.00	\$5,000.00		\$5,000.00	\$5,000.00
IL	AURORA	2000	B00MC170002	Public Services	05Z	LMC	1233	Completed	\$20,000.00	\$20,000.00		\$20,000.00	\$20,000.00
IL	AURORA	2000	B00MC170002	Public Services	05Z	LMC	1272	Completed	\$4,000.05	\$4,000.05		\$4,000.05	\$4,000.05
IL	AURORA	2000	B00MC170002	Public Services	05Z	LMC	1274	Completed	\$597.00	\$597.00		\$597.00	\$597.00
IL	AURORA	2000	B00MC170002	Public Services	05Z	LMC	1275	Completed	\$13.03	\$13.03		\$13.03	\$13.03
IL	AURORA	2000	B00MC170002	Public Services	05Z	LMC	1276	Completed	\$389.92	\$389.92		\$389.92	\$389.92
Public Services									\$364,051.00	\$364,051.00	27.05%	\$408,499.84	\$408,499.84
Total 2000									\$1,346,000.00	\$1,346,000.00	100.00%	\$1,975,487.92	\$1,975,487.92

Total Grant Amount for 1999 Grant year = \$1,329,000.00														
State	Grantee Name	Grant Year	Grant Number	Activity Group	Matrix Code	National Objective	IDIS Activity	Activity Status	Amount Funded From Selected Grant	Amount Drawn From Selected Grant	% of CDBG Drawn From Selected Grant/Grant Amount	Total CDBG Funded Amount (All Years All Sources)	Total CDBG Drawn Amount (All Years All Sources)	
IL	AURORA	1999	B99MC170002	Acquisition	01	LMH	832	Completed	\$7,500.00	\$7,500.00		\$10,000.00	\$10,000.00	
Acquisition									\$7,500.00	\$7,500.00	0.56%	\$10,000.00	\$10,000.00	
IL	AURORA	1999	B99MC170002	Administrative And Planning	21A		1085	Completed	\$198,566.29	\$198,566.29		\$259,200.00	\$259,200.00	
IL	AURORA	1999	B99MC170002	Administrative And Planning	21B		669	Completed	\$4,018.00	\$4,018.00		\$4,893.00	\$4,893.00	
IL	AURORA	1999	B99MC170002	Administrative And Planning	21D		830	Completed	\$16,066.41	\$16,066.41		\$17,088.97	\$17,088.97	
Administrative And Planning									\$218,650.70	\$218,650.70	16.45%	\$281,181.97	\$281,181.97	
IL	AURORA	1999	B99MC170002	Economic Development	14E	LMA	262	Completed	\$628.19	\$628.19		\$11,100.32	\$11,100.32	
IL	AURORA	1999	B99MC170002	Economic Development	14E	LMA	703	Completed	\$4,845.96	\$4,845.96		\$5,845.96	\$5,845.96	
IL	AURORA	1999	B99MC170002	Economic Development	14E	LMA	848	Completed	\$1,560.94	\$1,560.94		\$7,560.94	\$7,560.94	
IL	AURORA	1999	B99MC170002	Economic Development	14E	LMA	887	Completed	\$22,788.73	\$22,788.73		\$22,788.73	\$22,788.73	
IL	AURORA	1999	B99MC170002	Economic Development	14E	LMA	888	Completed	\$1,000.00	\$1,000.00		\$1,000.00	\$1,000.00	
IL	AURORA	1999	B99MC170002	Economic Development	14E	LMA	900	Completed	\$8,500.00	\$8,500.00		\$9,500.00	\$9,500.00	
IL	AURORA	1999	B99MC170002	Economic Development	14E	LMA	929	Completed	\$12,200.23	\$12,200.23		\$12,200.23	\$12,200.23	
IL	AURORA	1999	B99MC170002	Economic Development	14E	LMA	930	Completed	\$6,560.00	\$6,560.00		\$6,560.00	\$6,560.00	
IL	AURORA	1999	B99MC170002	Economic Development	14E	LMA	943	Completed	\$8,800.00	\$8,800.00		\$8,800.00	\$8,800.00	
IL	AURORA	1999	B99MC170002	Economic Development	14E	LMA	956	Completed	\$11,614.44	\$11,614.44		\$12,439.44	\$12,439.44	
IL	AURORA	1999	B99MC170002	Economic Development	14E	LMA	1024	Completed	\$11,030.60	\$11,030.60		\$11,030.60	\$11,030.60	
IL	AURORA	1999	B99MC170002	Economic Development	14E	LMA	1056	Completed	\$6,370.00	\$6,370.00		\$6,370.00	\$6,370.00	
IL	AURORA	1999	B99MC170002	Economic Development	14E	LMA	1064	Completed	\$8,770.00	\$8,770.00		\$13,200.00	\$13,200.00	
IL	AURORA	1999	B99MC170002	Economic Development	18B	LMA	948	Completed	\$604.37	\$604.37		\$604.37	\$604.37	
IL	AURORA	1999	B99MC170002	Economic Development	18B	LMA	1023	Completed	\$556.57	\$556.57		\$556.57	\$556.57	
IL	AURORA	1999	B99MC170002	Economic Development	18B	LMA	1057	Completed	\$457.94	\$457.94		\$706.12	\$706.12	
IL	AURORA	1999	B99MC170002	Economic Development	18B	LMA	1060	Completed	\$166.83	\$166.83		\$166.83	\$166.83	

									Economic Development					
									\$106,454.80	\$106,454.80	8.01%	\$130,430.11	\$130,430.11	
IL	AURORA	1999	B99MC170002	Housing	14A	LMH	595	Completed	\$23,701.98	\$23,701.98		\$40,000.00	\$40,000.00	
IL	AURORA	1999	B99MC170002	Housing	14A	LMH	596	Completed	\$12,924.00	\$12,924.00		\$12,924.00	\$12,924.00	
IL	AURORA	1999	B99MC170002	Housing	14A	LMH	741	Completed	\$7,500.00	\$7,500.00		\$15,000.00	\$15,000.00	
IL	AURORA	1999	B99MC170002	Housing	14A	LMH	742	Completed	\$10,000.00	\$10,000.00		\$20,000.00	\$20,000.00	
IL	AURORA	1999	B99MC170002	Housing	14A	LMH	772	Completed	\$1,851.50	\$1,851.50		\$24,882.00	\$24,882.00	
IL	AURORA	1999	B99MC170002	Housing	14A	LMH	798	Completed	\$5,000.00	\$5,000.00		\$10,000.00	\$10,000.00	
IL	AURORA	1999	B99MC170002	Housing	14A	LMH	879	Completed	\$5,255.00	\$5,255.00		\$5,255.00	\$5,255.00	
IL	AURORA	1999	B99MC170002	Housing	14A	LMH	880	Completed	\$738.44	\$738.44		\$738.44	\$738.44	
IL	AURORA	1999	B99MC170002	Housing	14A	LMH	881	Completed	\$960.00	\$960.00		\$960.00	\$960.00	
IL	AURORA	1999	B99MC170002	Housing	14A	LMH	882	Completed	\$5,480.00	\$5,480.00		\$5,480.00	\$5,480.00	
IL	AURORA	1999	B99MC170002	Housing	14A	LMH	883	Completed	\$3,249.00	\$3,249.00		\$3,249.00	\$3,249.00	
IL	AURORA	1999	B99MC170002	Housing	14A	LMH	884	Completed	\$1,834.00	\$1,834.00		\$1,834.00	\$1,834.00	
IL	AURORA	1999	B99MC170002	Housing	14A	LMH	886	Completed	\$49,998.00	\$49,998.00		\$49,998.00	\$49,998.00	
IL	AURORA	1999	B99MC170002	Housing	14A	LMH	890	Completed	\$124.50	\$124.50		\$124.50	\$124.50	
IL	AURORA	1999	B99MC170002	Housing	14A	LMH	891	Completed	\$525.00	\$525.00		\$525.00	\$525.00	
IL	AURORA	1999	B99MC170002	Housing	14A	LMH	897	Completed	\$3,425.00	\$3,425.00		\$3,425.00	\$3,425.00	
IL	AURORA	1999	B99MC170002	Housing	14A	LMH	898	Completed	\$3,400.00	\$3,400.00		\$3,400.00	\$3,400.00	
IL	AURORA	1999	B99MC170002	Housing	14A	LMH	904	Completed	\$425.60	\$425.60		\$425.60	\$425.60	
IL	AURORA	1999	B99MC170002	Housing	14A	LMH	908	Completed	\$977.50	\$977.50		\$977.50	\$977.50	
IL	AURORA	1999	B99MC170002	Housing	14A	LMH	926	Completed	\$425.00	\$425.00		\$425.00	\$425.00	
IL	AURORA	1999	B99MC170002	Housing	14A	LMH	927	Completed	\$100.00	\$100.00		\$100.00	\$100.00	
IL	AURORA	1999	B99MC170002	Housing	14A	LMH	928	Completed	\$2,860.00	\$2,860.00		\$2,860.00	\$2,860.00	
IL	AURORA	1999	B99MC170002	Housing	14A	LMH	941	Completed	\$7,000.00	\$7,000.00		\$7,000.00	\$7,000.00	
IL	AURORA	1999	B99MC170002	Housing	14A	LMH	947	Completed	\$11,557.50	\$11,557.50		\$11,557.50	\$11,557.50	
IL	AURORA	1999	B99MC170002	Housing	14A	LMH	955	Completed	\$7,000.00	\$7,000.00		\$7,000.00	\$7,000.00	
IL	AURORA	1999	B99MC170002	Housing	14A	LMH	973	Completed	\$202.39	\$202.39		\$202.39	\$202.39	
IL	AURORA	1999	B99MC170002	Housing	14A	LMH	988	Completed	\$145.00	\$145.00		\$145.00	\$145.00	
IL	AURORA	1999	B99MC170002	Housing	14A	LMH	1014	Completed	\$192.76	\$192.76		\$192.76	\$192.76	
IL	AURORA	1999	B99MC170002	Housing	14A	LMH	1059	Completed	\$6,523.10	\$6,523.10		\$6,523.10	\$6,523.10	
IL	AURORA	1999	B99MC170002	Housing	14A	LMH	1063	Completed	\$4,112.80	\$4,112.80		\$4,112.80	\$4,112.80	
IL	AURORA	1999	B99MC170002	Housing	14A	LMH	1071	Completed	\$45.00	\$45.00		\$45.00	\$45.00	
IL	AURORA	1999	B99MC170002	Housing	14A	LMH	1072	Completed	\$4,766.89	\$4,766.89		\$4,766.89	\$4,766.89	
IL	AURORA	1999	B99MC170002	Housing	14A	LMH	1073	Completed	\$5,000.00	\$5,000.00		\$5,000.00	\$5,000.00	
IL	AURORA	1999	B99MC170002	Housing	14A	LMH	1074	Completed	\$6,980.65	\$6,980.65		\$6,980.65	\$6,980.65	
IL	AURORA	1999	B99MC170002	Housing	14A	LMH	1075	Completed	\$4,103.53	\$4,103.53		\$4,103.53	\$4,103.53	
IL	AURORA	1999	B99MC170002	Housing	14A	LMH	1076	Completed	\$1,745.00	\$1,745.00		\$1,745.00	\$1,745.00	
IL	AURORA	1999	B99MC170002	Housing	14A	LMH	1077	Completed	\$3,500.00	\$3,500.00		\$3,500.00	\$3,500.00	
IL	AURORA	1999	B99MC170002	Housing	14A	LMH	1078	Completed	\$2,800.00	\$2,800.00		\$2,800.00	\$2,800.00	
IL	AURORA	1999	B99MC170002	Housing	14A	LMH	1079	Completed	\$2,980.00	\$2,980.00		\$2,980.00	\$2,980.00	
IL	AURORA	1999	B99MC170002	Housing	14B	LMH	970	Completed	\$38,163.78	\$38,163.78		\$46,355.36	\$46,355.36	
IL	AURORA	1999	B99MC170002	Housing	14D	LMH	594	Completed	\$56,361.11	\$56,361.11		\$97,076.00	\$97,076.00	
IL	AURORA	1999	B99MC170002	Housing	16A	SBA	850	Completed	\$3,750.00	\$3,750.00		\$10,000.00	\$10,000.00	
IL	AURORA	1999	B99MC170002	Housing	16A	SBA	871	Completed	\$500.00	\$500.00		\$1,060.00	\$1,060.00	
IL	AURORA	1999	B99MC170002	Housing	16A	SBA	873	Completed	\$1,452.00	\$1,452.00		\$1,858.46	\$1,858.46	
IL	AURORA	1999	B99MC170002	Housing	16A	SBA	893	Completed	\$10,000.00	\$10,000.00		\$10,000.00	\$10,000.00	
IL	AURORA	1999	B99MC170002	Housing	16A	SBA	959	Completed	\$10,000.00	\$10,000.00		\$10,000.00	\$10,000.00	
IL	AURORA	1999	B99MC170002	Housing	16A	SBA	989	Completed	\$3,414.86	\$3,414.86		\$3,414.86	\$3,414.86	
IL	AURORA	1999	B99MC170002	Housing	16A	SBA	1038	Completed	\$10,000.00	\$10,000.00		\$10,000.00	\$10,000.00	
IL	AURORA	1999	B99MC170002	Housing	16A	SBA	1054	Completed	\$1,187.98	\$1,187.98		\$1,187.98	\$1,187.98	
IL	AURORA	1999	B99MC170002	Housing	16A	SBS	806	Completed	\$3,346.84	\$3,346.84		\$3,533.34	\$3,533.34	
IL	AURORA	1999	B99MC170002	Housing	16A	SBS	807	Completed	\$862.19	\$862.19		\$3,462.63	\$3,462.63	
IL	AURORA	1999	B99MC170002	Housing	16A	SBS	813	Completed	\$5,000.00	\$5,000.00		\$10,000.00	\$10,000.00	
IL	AURORA	1999	B99MC170002	Housing	16A	SBS	814	Completed	\$500.00	\$500.00		\$3,472.56	\$3,472.56	
IL	AURORA	1999	B99MC170002	Housing	16A	SBS	872	Completed	\$5,252.00	\$5,252.00		\$6,425.00	\$6,425.00	
IL	AURORA	1999	B99MC170002	Housing	16A	SBS	894	Completed	\$10,000.95	\$10,000.95		\$10,000.95	\$10,000.95	
IL	AURORA	1999	B99MC170002	Housing	16A	SBS	913	Completed	\$1,282.13	\$1,282.13		\$2,499.38	\$2,499.38	
IL	AURORA	1999	B99MC170002	Housing	16A	SBS	914	Completed	\$5,576.08	\$5,576.08		\$5,576.08	\$5,576.08	
IL	AURORA	1999	B99MC170002	Housing	16A	SBS	957	Completed	\$2,620.79	\$2,620.79		\$10,000.00	\$10,000.00	
IL	AURORA	1999	B99MC170002	Housing	16A	SBS	958	Completed	\$5,300.00	\$5,300.00		\$5,300.00	\$5,300.00	
IL	AURORA	1999	B99MC170002	Housing	16A	SBS	974	Completed	\$10,000.00	\$10,000.00		\$10,000.00	\$10,000.00	
IL	AURORA	1999	B99MC170002	Housing	16A	SBS	990	Completed	\$700.00	\$700.00		\$700.00	\$700.00	
IL	AURORA	1999	B99MC170002	Housing	16A	SBS	991	Completed	\$2,000.00	\$2,000.00		\$2,000.00	\$2,000.00	
IL	AURORA	1999	B99MC170002	Housing	16A	SBS	1016	Completed	\$6,550.00	\$6,550.00		\$6,550.00	\$6,550.00	
IL	AURORA	1999	B99MC170002	Housing	16A	SBS	1017	Completed	\$8,008.59	\$8,008.59		\$10,000.00	\$10,000.00	
IL	AURORA	1999	B99MC170002	Housing	16A	SBS	1018	Completed	\$6,000.00	\$6,000.00		\$10,000.00	\$10,000.00	
IL	AURORA	1999	B99MC170002	Housing	16A	SBS	1019	Completed	\$21,140.00	\$21,140.00		\$21,140.00	\$21,140.00	
IL	AURORA	1999	B99MC170002	Housing	16A	SBS	1020	Completed	\$1,085.14	\$1,085.14		\$1,085.14	\$1,085.14	

IL	AURORA	1999	B99MC170002	Housing	16A	SBS	1025	Completed	\$5,553.10	\$5,553.10	\$5,553.10	\$5,553.10	
IL	AURORA	1999	B99MC170002	Housing	16A	SBS	1026	Completed	\$2,418.00	\$2,418.00	\$3,129.14	\$3,129.14	
IL	AURORA	1999	B99MC170002	Housing	16A	SBS	1027	Completed	\$4,700.00	\$4,700.00	\$4,700.00	\$4,700.00	
IL	AURORA	1999	B99MC170002	Housing	16A	SBS	1039	Completed	\$9,155.00	\$9,155.00	\$9,155.00	\$9,155.00	
IL	AURORA	1999	B99MC170002	Housing	16A	SBS	1041	Completed	\$101.85	\$101.85	\$101.85	\$101.85	
IL	AURORA	1999	B99MC170002	Housing	16A	SBS	1058	Completed	\$8,025.00	\$8,025.00	\$8,025.00	\$8,025.00	
IL	AURORA	1999	B99MC170002	Housing	16A	SBS	1061	Completed	\$10,000.00	\$10,000.00	\$10,000.00	\$10,000.00	
IL	AURORA	1999	B99MC170002	Housing	16A	SBS	1062	Completed	\$7,580.00	\$7,580.00	\$7,580.00	\$7,580.00	
IL	AURORA	1999	B99MC170002	Housing	16A	SBS	1068	Completed	\$148.00	\$148.00	\$9,486.63	\$9,486.63	
Housing									\$487,144.53	\$487,144.53	36.65%	\$641,666.12	\$641,666.12
IL	AURORA	1999	B99MC170002	Public Improvements	03A	LMC	892	Completed	\$25,120.09	\$25,120.09	\$25,120.09	\$25,120.09	
IL	AURORA	1999	B99MC170002	Public Improvements	03A	LMC	906	Completed	\$7,879.91	\$7,879.91	\$7,879.91	\$7,879.91	
IL	AURORA	1999	B99MC170002	Public Improvements	03B	LMC	833	Completed	\$11,250.00	\$11,250.00	\$15,000.00	\$15,000.00	
IL	AURORA	1999	B99MC170002	Public Improvements	03B	LMC	877	Completed	\$3,374.20	\$3,374.20	\$3,374.20	\$3,374.20	
IL	AURORA	1999	B99MC170002	Public Improvements	03C	LMC	899	Completed	\$15,000.00	\$15,000.00	\$15,000.00	\$15,000.00	
IL	AURORA	1999	B99MC170002	Public Improvements	03K	LMA	1069	Completed	\$114,389.34	\$114,389.34	\$166,802.60	\$166,802.60	
IL	AURORA	1999	B99MC170002	Public Improvements	03L	LMA	878	Completed	\$1,034.25	\$1,034.25	\$1,034.25	\$1,034.25	
IL	AURORA	1999	B99MC170002	Public Improvements	03L	LMA	889	Completed	\$811.75	\$811.75	\$811.75	\$811.75	
IL	AURORA	1999	B99MC170002	Public Improvements	03L	LMA	895	Completed	\$922.50	\$922.50	\$922.50	\$922.50	
IL	AURORA	1999	B99MC170002	Public Improvements	03L	LMA	896	Completed	\$1,030.75	\$1,030.75	\$1,030.75	\$1,030.75	
IL	AURORA	1999	B99MC170002	Public Improvements	03L	LMA	903	Completed	\$827.85	\$827.85	\$827.85	\$827.85	
IL	AURORA	1999	B99MC170002	Public Improvements	03L	LMA	912	Completed	\$977.50	\$977.50	\$977.50	\$977.50	
IL	AURORA	1999	B99MC170002	Public Improvements	03L	LMA	917	Completed	\$296.93	\$296.93	\$296.93	\$296.93	
IL	AURORA	1999	B99MC170002	Public Improvements	03L	LMA	920	Completed	\$494.50	\$494.50	\$494.50	\$494.50	
IL	AURORA	1999	B99MC170002	Public Improvements	03L	LMA	921	Completed	\$1,350.72	\$1,350.72	\$1,350.72	\$1,350.72	
IL	AURORA	1999	B99MC170002	Public Improvements	03L	LMA	922	Completed	\$1,038.00	\$1,038.00	\$1,038.00	\$1,038.00	
IL	AURORA	1999	B99MC170002	Public Improvements	03L	LMA	923	Completed	\$669.75	\$669.75	\$669.75	\$669.75	
IL	AURORA	1999	B99MC170002	Public Improvements	03L	LMA	924	Completed	\$421.75	\$421.75	\$421.75	\$421.75	
IL	AURORA	1999	B99MC170002	Public Improvements	03L	LMA	925	Completed	\$308.00	\$308.00	\$308.00	\$308.00	
IL	AURORA	1999	B99MC170002	Public Improvements	03L	LMA	931	Completed	\$368.00	\$368.00	\$368.00	\$368.00	
IL	AURORA	1999	B99MC170002	Public Improvements	03L	LMA	932	Completed	\$577.35	\$577.35	\$577.35	\$577.35	
IL	AURORA	1999	B99MC170002	Public Improvements	03L	LMA	933	Completed	\$710.50	\$710.50	\$710.50	\$710.50	
IL	AURORA	1999	B99MC170002	Public Improvements	03L	LMA	934	Completed	\$1,097.50	\$1,097.50	\$1,097.50	\$1,097.50	
IL	AURORA	1999	B99MC170002	Public Improvements	03L	LMA	935	Completed	\$497.85	\$497.85	\$497.85	\$497.85	
IL	AURORA	1999	B99MC170002	Public Improvements	03L	LMA	936	Completed	\$976.07	\$976.07	\$976.07	\$976.07	
IL	AURORA	1999	B99MC170002	Public Improvements	03L	LMA	937	Completed	\$453.38	\$453.38	\$453.38	\$453.38	
IL	AURORA	1999	B99MC170002	Public Improvements	03L	LMA	938	Completed	\$764.49	\$764.49	\$764.49	\$764.49	
IL	AURORA	1999	B99MC170002	Public Improvements	03L	LMA	939	Completed	\$658.00	\$658.00	\$658.00	\$658.00	
IL	AURORA	1999	B99MC170002	Public Improvements	03L	LMA	940	Completed	\$392.50	\$392.50	\$392.50	\$392.50	
IL	AURORA	1999	B99MC170002	Public Improvements	03L	LMA	944	Completed	\$1,059.19	\$1,059.19	\$1,059.19	\$1,059.19	
IL	AURORA	1999	B99MC170002	Public Improvements	03L	LMA	945	Completed	\$479.38	\$479.38	\$479.38	\$479.38	
IL	AURORA	1999	B99MC170002	Public Improvements	03L	LMA	946	Completed	\$524.05	\$524.05	\$524.05	\$524.05	
IL	AURORA	1999	B99MC170002	Public Improvements	03L	LMA	949	Completed	\$125.26	\$125.26	\$125.26	\$125.26	
IL	AURORA	1999	B99MC170002	Public Improvements	03L	LMA	950	Completed	\$189.74	\$189.74	\$189.74	\$189.74	
IL	AURORA	1999	B99MC170002	Public Improvements	03L	LMA	951	Completed	\$1,663.20	\$1,663.20	\$1,663.20	\$1,663.20	
IL	AURORA	1999	B99MC170002	Public Improvements	03L	LMA	952	Completed	\$481.00	\$481.00	\$481.00	\$481.00	
IL	AURORA	1999	B99MC170002	Public Improvements	03L	LMA	953	Completed	\$512.50	\$512.50	\$512.50	\$512.50	
IL	AURORA	1999	B99MC170002	Public Improvements	03L	LMA	954	Completed	\$1,485.00	\$1,485.00	\$1,485.00	\$1,485.00	
IL	AURORA	1999	B99MC170002	Public Improvements	03L	LMA	960	Completed	\$760.50	\$760.50	\$760.50	\$760.50	
IL	AURORA	1999	B99MC170002	Public Improvements	03L	LMA	961	Completed	\$793.75	\$793.75	\$793.75	\$793.75	
IL	AURORA	1999	B99MC170002	Public Improvements	03L	LMA	963	Completed	\$420.00	\$420.00	\$420.00	\$420.00	
IL	AURORA	1999	B99MC170002	Public Improvements	03L	LMA	964	Completed	\$1,090.43	\$1,090.43	\$1,090.43	\$1,090.43	
IL	AURORA	1999	B99MC170002	Public Improvements	03L	LMA	965	Completed	\$1,088.25	\$1,088.25	\$1,088.25	\$1,088.25	
IL	AURORA	1999	B99MC170002	Public Improvements	03L	LMA	966	Completed	\$436.50	\$436.50	\$436.50	\$436.50	
IL	AURORA	1999	B99MC170002	Public Improvements	03L	LMA	967	Completed	\$1,958.80	\$1,958.80	\$1,958.80	\$1,958.80	
IL	AURORA	1999	B99MC170002	Public Improvements	03L	LMA	968	Completed	\$317.89	\$317.89	\$317.89	\$317.89	
IL	AURORA	1999	B99MC170002	Public Improvements	03L	LMA	969	Completed	\$490.00	\$490.00	\$490.00	\$490.00	
IL	AURORA	1999	B99MC170002	Public Improvements	03L	LMA	971	Completed	\$759.00	\$759.00	\$759.00	\$759.00	
IL	AURORA	1999	B99MC170002	Public Improvements	03L	LMA	972	Completed	\$1,435.00	\$1,435.00	\$1,435.00	\$1,435.00	
IL	AURORA	1999	B99MC170002	Public Improvements	03L	LMA	975	Completed	\$461.00	\$461.00	\$461.00	\$461.00	
IL	AURORA	1999	B99MC170002	Public Improvements	03L	LMA	976	Completed	\$375.65	\$375.65	\$375.65	\$375.65	
IL	AURORA	1999	B99MC170002	Public Improvements	03L	LMA	977	Completed	\$782.52	\$782.52	\$782.52	\$782.52	
IL	AURORA	1999	B99MC170002	Public Improvements	03L	LMA	978	Completed	\$918.75	\$918.75	\$918.75	\$918.75	
IL	AURORA	1999	B99MC170002	Public Improvements	03L	LMA	979	Completed	\$858.25	\$858.25	\$858.25	\$858.25	
IL	AURORA	1999	B99MC170002	Public Improvements	03L	LMA	980	Completed	\$319.37	\$319.37	\$319.37	\$319.37	
IL	AURORA	1999	B99MC170002	Public Improvements	03L	LMA	981	Completed	\$224.00	\$224.00	\$224.00	\$224.00	
IL	AURORA	1999	B99MC170002	Public Improvements	03L	LMA	982	Completed	\$815.42	\$815.42	\$815.42	\$815.42	
IL	AURORA	1999	B99MC170002	Public Improvements	03L	LMA	983	Completed	\$886.50	\$886.50	\$886.50	\$886.50	

IL	AURORA	1999	B99MC170002	Public Improvements	03L	LMA	984	Completed	\$903.00	\$903.00	\$903.00	\$903.00	
IL	AURORA	1999	B99MC170002	Public Improvements	03L	LMA	985	Completed	\$1,301.50	\$1,301.50	\$1,301.50	\$1,301.50	
IL	AURORA	1999	B99MC170002	Public Improvements	03L	LMA	986	Completed	\$1,671.50	\$1,671.50	\$1,671.50	\$1,671.50	
IL	AURORA	1999	B99MC170002	Public Improvements	03L	LMA	987	Completed	\$613.25	\$613.25	\$613.25	\$613.25	
IL	AURORA	1999	B99MC170002	Public Improvements	03L	LMA	992	Completed	\$1,648.78	\$1,648.78	\$1,648.78	\$1,648.78	
IL	AURORA	1999	B99MC170002	Public Improvements	03L	LMA	993	Completed	\$1,319.31	\$1,319.31	\$1,319.31	\$1,319.31	
IL	AURORA	1999	B99MC170002	Public Improvements	03L	LMA	994	Completed	\$593.25	\$593.25	\$593.25	\$593.25	
IL	AURORA	1999	B99MC170002	Public Improvements	03L	LMA	995	Completed	\$217.87	\$217.87	\$217.87	\$217.87	
IL	AURORA	1999	B99MC170002	Public Improvements	03L	LMA	996	Completed	\$537.75	\$537.75	\$537.75	\$537.75	
IL	AURORA	1999	B99MC170002	Public Improvements	03L	LMA	997	Completed	\$1,401.62	\$1,401.62	\$1,401.62	\$1,401.62	
IL	AURORA	1999	B99MC170002	Public Improvements	03L	LMA	998	Completed	\$790.80	\$790.80	\$790.80	\$790.80	
IL	AURORA	1999	B99MC170002	Public Improvements	03L	LMA	999	Completed	\$737.62	\$737.62	\$737.62	\$737.62	
IL	AURORA	1999	B99MC170002	Public Improvements	03L	LMA	1000	Completed	\$998.11	\$998.11	\$998.11	\$998.11	
IL	AURORA	1999	B99MC170002	Public Improvements	03L	LMA	1001	Completed	\$687.22	\$687.22	\$687.22	\$687.22	
IL	AURORA	1999	B99MC170002	Public Improvements	03L	LMA	1002	Completed	\$1,011.67	\$1,011.67	\$1,011.67	\$1,011.67	
IL	AURORA	1999	B99MC170002	Public Improvements	03L	LMA	1003	Completed	\$476.00	\$476.00	\$476.00	\$476.00	
IL	AURORA	1999	B99MC170002	Public Improvements	03L	LMA	1004	Completed	\$681.25	\$681.25	\$681.25	\$681.25	
IL	AURORA	1999	B99MC170002	Public Improvements	03L	LMA	1005	Completed	\$894.50	\$894.50	\$894.50	\$894.50	
IL	AURORA	1999	B99MC170002	Public Improvements	03L	LMA	1006	Completed	\$1,549.37	\$1,549.37	\$1,549.37	\$1,549.37	
IL	AURORA	1999	B99MC170002	Public Improvements	03L	LMA	1007	Completed	\$1,493.45	\$1,493.45	\$1,493.45	\$1,493.45	
IL	AURORA	1999	B99MC170002	Public Improvements	03L	LMA	1008	Completed	\$818.27	\$818.27	\$818.27	\$818.27	
IL	AURORA	1999	B99MC170002	Public Improvements	03L	LMA	1009	Completed	\$451.50	\$451.50	\$451.50	\$451.50	
IL	AURORA	1999	B99MC170002	Public Improvements	03L	LMA	1010	Completed	\$597.00	\$597.00	\$597.00	\$597.00	
IL	AURORA	1999	B99MC170002	Public Improvements	03L	LMA	1011	Completed	\$668.85	\$668.85	\$668.85	\$668.85	
IL	AURORA	1999	B99MC170002	Public Improvements	03L	LMA	1012	Completed	\$418.50	\$418.50	\$418.50	\$418.50	
IL	AURORA	1999	B99MC170002	Public Improvements	03L	LMA	1013	Completed	\$847.04	\$847.04	\$847.04	\$847.04	
IL	AURORA	1999	B99MC170002	Public Improvements	03L	LMA	1015	Completed	\$86,717.12	\$86,717.12	\$86,717.12	\$86,717.12	
IL	AURORA	1999	B99MC170002	Public Improvements	03L	LMA	1029	Completed	\$1,006.75	\$1,006.75	\$1,006.75	\$1,006.75	
IL	AURORA	1999	B99MC170002	Public Improvements	03L	LMA	1030	Completed	\$873.25	\$873.25	\$873.25	\$873.25	
IL	AURORA	1999	B99MC170002	Public Improvements	03L	LMA	1031	Completed	\$568.75	\$568.75	\$568.75	\$568.75	
IL	AURORA	1999	B99MC170002	Public Improvements	03L	LMA	1032	Completed	\$1,008.00	\$1,008.00	\$1,008.00	\$1,008.00	
IL	AURORA	1999	B99MC170002	Public Improvements	03L	LMA	1033	Completed	\$579.00	\$579.00	\$579.00	\$579.00	
IL	AURORA	1999	B99MC170002	Public Improvements	03L	LMA	1034	Completed	\$870.75	\$870.75	\$870.75	\$870.75	
IL	AURORA	1999	B99MC170002	Public Improvements	03L	LMA	1035	Completed	\$300.12	\$300.12	\$300.12	\$300.12	
IL	AURORA	1999	B99MC170002	Public Improvements	03L	LMA	1042	Completed	\$3,246.75	\$3,246.75	\$3,246.75	\$3,246.75	
IL	AURORA	1999	B99MC170002	Public Improvements	03L	LMA	1067	Completed	\$323.75	\$323.75	\$323.75	\$323.75	
IL	AURORA	1999	B99MC170002	Public Improvements	03L	LMH	901	Completed	\$352.87	\$352.87	\$352.87	\$352.87	
IL	AURORA	1999	B99MC170002	Public Improvements	03L	LMH	902	Completed	\$1,000.00	\$1,000.00	\$1,000.00	\$1,000.00	
IL	AURORA	1999	B99MC170002	Public Improvements	03L	LMH	907	Completed	\$125.26	\$125.26	\$125.26	\$125.26	
IL	AURORA	1999	B99MC170002	Public Improvements	03L	LMH	909	Completed	\$565.00	\$565.00	\$565.00	\$565.00	
IL	AURORA	1999	B99MC170002	Public Improvements	03L	LMH	910	Completed	\$1,723.75	\$1,723.75	\$1,723.75	\$1,723.75	
IL	AURORA	1999	B99MC170002	Public Improvements	03L	LMH	911	Completed	\$1,022.00	\$1,022.00	\$1,022.00	\$1,022.00	
IL	AURORA	1999	B99MC170002	Public Improvements	03L	LMH	915	Completed	\$2,721.87	\$2,721.87	\$2,721.87	\$2,721.87	
IL	AURORA	1999	B99MC170002	Public Improvements	03L	LMH	916	Completed	\$745.37	\$745.37	\$745.37	\$745.37	
IL	AURORA	1999	B99MC170002	Public Improvements	03L	LMH	918	Completed	\$2,001.50	\$2,001.50	\$2,001.50	\$2,001.50	
IL	AURORA	1999	B99MC170002	Public Improvements	03L	LMH	919	Completed	\$917.00	\$917.00	\$917.00	\$917.00	
IL	AURORA	1999	B99MC170002	Public Improvements	03L	LMH	962	Completed	\$1,934.95	\$1,934.95	\$1,934.95	\$1,934.95	
IL	AURORA	1999	B99MC170002	Public Improvements	03L	LMH	1036	Completed	\$735.00	\$735.00	\$735.00	\$735.00	
IL	AURORA	1999	B99MC170002	Public Improvements	03L	LMH	1037	Completed	\$704.37	\$704.37	\$704.37	\$704.37	
IL	AURORA	1999	B99MC170002	Public Improvements	03L	LMH	1043	Completed	\$615.00	\$615.00	\$615.00	\$615.00	
IL	AURORA	1999	B99MC170002	Public Improvements	03L	LMH	1044	Completed	\$611.50	\$611.50	\$611.50	\$611.50	
IL	AURORA	1999	B99MC170002	Public Improvements	03L	LMH	1045	Completed	\$1,054.95	\$1,054.95	\$1,054.95	\$1,054.95	
IL	AURORA	1999	B99MC170002	Public Improvements	03L	LMH	1046	Completed	\$100.00	\$100.00	\$100.00	\$100.00	
IL	AURORA	1999	B99MC170002	Public Improvements	03L	LMH	1047	Completed	\$895.55	\$895.55	\$895.55	\$895.55	
IL	AURORA	1999	B99MC170002	Public Improvements	03L	LMH	1048	Completed	\$683.58	\$683.58	\$683.58	\$683.58	
IL	AURORA	1999	B99MC170002	Public Improvements	03L	LMH	1049	Completed	\$382.75	\$382.75	\$382.75	\$382.75	
IL	AURORA	1999	B99MC170002	Public Improvements	03L	LMH	1050	Completed	\$363.13	\$363.13	\$363.13	\$363.13	
IL	AURORA	1999	B99MC170002	Public Improvements	03L	LMH	1051	Completed	\$866.88	\$866.88	\$866.88	\$866.88	
IL	AURORA	1999	B99MC170002	Public Improvements	03L	LMH	1052	Completed	\$966.75	\$966.75	\$966.75	\$966.75	
IL	AURORA	1999	B99MC170002	Public Improvements	03L	LMH	1053	Completed	\$295.75	\$295.75	\$295.75	\$295.75	
IL	AURORA	1999	B99MC170002	Public Improvements	03L	LMH	1055	Completed	\$1,779.62	\$1,779.62	\$1,779.62	\$1,779.62	
IL	AURORA	1999	B99MC170002	Public Improvements	03L	LMH	1065	Completed	\$800.00	\$800.00	\$800.00	\$800.00	
IL	AURORA	1999	B99MC170002	Public Improvements	03L	LMH	1066	Completed	\$1,509.76	\$1,509.76	\$1,509.76	\$1,509.76	
IL	AURORA	1999	B99MC170002	Public Improvements	03Z	LMA	1028	Completed	\$12,000.00	\$12,000.00	\$12,000.00	\$12,000.00	
IL	AURORA	1999	B99MC170002	Public Improvements	16B	LMA	1022	Completed	\$2,479.30	\$2,479.30	\$2,479.30	\$2,479.30	
IL	AURORA	1999	B99MC170002	Public Improvements	16B	SBS	587	Completed	\$5,100.00	\$5,100.00	\$29,967.79	\$29,967.79	
				Public Improvements					\$379,281.01	\$379,281.01	28.54%	\$460,312.06	\$460,312.06
IL	AURORA	1999	B99MC170002	Public Services	03T	LMC	740	Completed	\$6,321.43	\$6,321.43	\$20,000.00	\$20,000.00	

IL	AURORA	1999	B99MC170002	Public Services	03T	LMC	885	Completed	\$10,000.00	\$10,000.00		\$10,000.00	\$10,000.00
IL	AURORA	1999	B99MC170002	Public Services	05A	LMC	771	Completed	\$3,375.00	\$3,375.00		\$4,500.00	\$4,500.00
IL	AURORA	1999	B99MC170002	Public Services	05D	LMC	723	Completed	\$2,500.00	\$2,500.00		\$10,000.00	\$10,000.00
IL	AURORA	1999	B99MC170002	Public Services	05D	LMC	739	Completed	\$4,350.00	\$4,350.00		\$5,800.00	\$5,800.00
IL	AURORA	1999	B99MC170002	Public Services	05D	LMC	769	Completed	\$11,250.00	\$11,250.00		\$15,000.00	\$15,000.00
IL	AURORA	1999	B99MC170002	Public Services	05D	LMC	828	Completed	\$2,000.00	\$2,000.00		\$8,000.00	\$8,000.00
IL	AURORA	1999	B99MC170002	Public Services	05D	LMC	1021	Completed	\$1,610.08	\$1,610.08		\$1,610.08	\$1,610.08
IL	AURORA	1999	B99MC170002	Public Services	05D	LMC	1080	Completed	\$20,000.00	\$20,000.00		\$40,000.00	\$40,000.00
IL	AURORA	1999	B99MC170002	Public Services	05F	LMC	942	Completed	\$8,800.00	\$8,800.00		\$8,800.00	\$8,800.00
IL	AURORA	1999	B99MC170002	Public Services	05G	LMC	831	Completed	\$15,000.00	\$15,000.00		\$20,000.00	\$20,000.00
IL	AURORA	1999	B99MC170002	Public Services	05H	LMC	724	Completed	\$2,500.00	\$2,500.00		\$10,000.00	\$10,000.00
IL	AURORA	1999	B99MC170002	Public Services	05M	LMC	905	Completed	\$5,000.00	\$5,000.00		\$5,000.00	\$5,000.00
IL	AURORA	1999	B99MC170002	Public Services	05O	LMC	827	Completed	\$18,750.00	\$18,750.00		\$25,000.00	\$25,000.00
IL	AURORA	1999	B99MC170002	Public Services	05T	LMH	1040	Completed	\$363.71	\$363.71		\$363.71	\$363.71
IL	AURORA	1999	B99MC170002	Public Services	05Z	LMC	797	Completed	\$5,625.00	\$5,625.00		\$7,500.00	\$7,500.00
IL	AURORA	1999	B99MC170002	Public Services	05Z	LMC	829	Completed	\$12,523.74	\$12,523.74		\$15,000.00	\$15,000.00
Public Services									\$129,968.96	\$129,968.96	9.78%	\$206,573.79	\$206,573.79
Total 1999									\$1,329,000.00	\$1,329,000.00	100.00%	\$1,730,164.05	\$1,730,164.05

Total Grant Amount for 1998 Grant year = \$1,322,000.00													
State	Grantee Name	Grant Year	Grant Number	Activity Group	Matrix Code	National Objective	IDIS Activity	Activity Status	Amount Funded From Selected Grant	Amount Drawn From Selected Grant	% of CDBG Drawn From Selected Grant/Grant Amount	Total CDBG Funded Amount (All Years All Sources)	Total CDBG Drawn Amount (All Years All Sources)
IL	AURORA	1998	B98MC170002	Acquisition	01	LMH	603	Completed	\$30,000.00	\$30,000.00		\$40,000.00	\$40,000.00
IL	AURORA	1998	B98MC170002	Acquisition	01	LMH	832	Completed	\$2,500.00	\$2,500.00		\$10,000.00	\$10,000.00
IL	AURORA	1998	B98MC170002	Acquisition	01	LMH	834	Completed	\$40,000.00	\$40,000.00		\$40,000.00	\$40,000.00
IL	AURORA	1998	B98MC170002	Acquisition	08	LMH	203	Completed	\$95.82	\$95.82		\$95.82	\$95.82
Acquisition									\$72,595.82	\$72,595.82	5.49%	\$90,095.82	\$90,095.82
IL	AURORA	1998	B98MC170002	Administrative And Planning	21A		607	Completed	\$14,531.16	\$14,531.16		\$264,400.00	\$264,400.00
IL	AURORA	1998	B98MC170002	Administrative And Planning	21A		726	Completed	\$245,800.00	\$245,800.00		\$245,800.00	\$245,800.00
IL	AURORA	1998	B98MC170002	Administrative And Planning	21D		566	Completed	\$13,875.00	\$13,875.00		\$18,500.00	\$18,500.00
IL	AURORA	1998	B98MC170002	Administrative And Planning	21D		830	Completed	\$1,022.56	\$1,022.56		\$17,088.97	\$17,088.97
Administrative And Planning									\$275,228.72	\$275,228.72	20.82%	\$545,788.97	\$545,788.97
IL	AURORA	1998	B98MC170002	Economic Development	14E	LMA	262	Completed	\$10,472.13	\$10,472.13		\$11,100.32	\$11,100.32
IL	AURORA	1998	B98MC170002	Economic Development	14E	LMA	531	Completed	\$1,050.00	\$1,050.00		\$1,708.40	\$1,708.40
IL	AURORA	1998	B98MC170002	Economic Development	14E	LMA	654	Completed	\$10,452.95	\$10,452.95		\$13,300.00	\$13,300.00
IL	AURORA	1998	B98MC170002	Economic Development	14E	LMA	655	Completed	\$245.60	\$245.60		\$3,654.70	\$3,654.70
IL	AURORA	1998	B98MC170002	Economic Development	14E	LMA	686	Completed	\$7,200.00	\$7,200.00		\$7,200.00	\$7,200.00
IL	AURORA	1998	B98MC170002	Economic Development	14E	LMA	687	Completed	\$2,625.00	\$2,625.00		\$2,625.00	\$2,625.00
IL	AURORA	1998	B98MC170002	Economic Development	14E	LMA	684	Completed	\$3,164.00	\$3,164.00		\$3,164.00	\$3,164.00
IL	AURORA	1998	B98MC170002	Economic Development	14E	LMA	703	Completed	\$1,000.00	\$1,000.00		\$5,845.96	\$5,845.96
IL	AURORA	1998	B98MC170002	Economic Development	14E	LMA	727	Completed	\$5,500.00	\$5,500.00		\$5,500.00	\$5,500.00
IL	AURORA	1998	B98MC170002	Economic Development	14E	LMA	745	Completed	\$5,479.00	\$5,479.00		\$5,479.00	\$5,479.00
IL	AURORA	1998	B98MC170002	Economic Development	14E	LMA	846	Completed	\$9,439.07	\$9,439.07		\$9,439.07	\$9,439.07
IL	AURORA	1998	B98MC170002	Economic Development	14E	LMA	847	Completed	\$16,583.29	\$16,583.29		\$16,583.29	\$16,583.29
IL	AURORA	1998	B98MC170002	Economic Development	14E	LMA	848	Completed	\$6,000.00	\$6,000.00		\$7,560.94	\$7,560.94
IL	AURORA	1998	B98MC170002	Economic Development	14E	LMA	868	Completed	\$4,018.97	\$4,018.97		\$4,018.97	\$4,018.97
IL	AURORA	1998	B98MC170002	Economic Development	14E	LMA	869	Completed	\$9,181.03	\$9,181.03		\$9,181.03	\$9,181.03
Economic Development									\$92,411.04	\$92,411.04	6.99%	\$106,360.68	\$106,360.68
IL	AURORA	1998	B98MC170002	Housing	14A	LMH	558	Completed	\$7,157.94	\$7,157.94		\$30,000.00	\$30,000.00
IL	AURORA	1998	B98MC170002	Housing	14A	LMH	580	Completed	\$5,000.00	\$5,000.00		\$10,000.00	\$10,000.00
IL	AURORA	1998	B98MC170002	Housing	14A	LMH	592	Completed	\$68,658.50	\$68,658.50		\$100,000.00	\$100,000.00
IL	AURORA	1998	B98MC170002	Housing	14A	LMH	595	Completed	\$6,298.02	\$6,298.02		\$40,000.00	\$40,000.00
IL	AURORA	1998	B98MC170002	Housing	14A	LMH	668	Completed	\$350.00	\$350.00		\$3,850.00	\$3,850.00
IL	AURORA	1998	B98MC170002	Housing	14A	LMH	671	Completed	\$495.00	\$495.00		\$495.00	\$495.00
IL	AURORA	1998	B98MC170002	Housing	14A	LMH	675	Completed	\$289.13	\$289.13		\$289.13	\$289.13
IL	AURORA	1998	B98MC170002	Housing	14A	LMH	677	Completed	\$49,500.00	\$49,500.00		\$49,500.00	\$49,500.00
IL	AURORA	1998	B98MC170002	Housing	14A	LMH	678	Completed	\$5,665.00	\$5,665.00		\$5,665.00	\$5,665.00
IL	AURORA	1998	B98MC170002	Housing	14A	LMH	679	Completed	\$30,000.00	\$30,000.00		\$30,000.00	\$30,000.00
IL	AURORA	1998	B98MC170002	Housing	14A	LMH	683	Completed	\$7,000.00	\$7,000.00		\$7,000.00	\$7,000.00
IL	AURORA	1998	B98MC170002	Housing	14A	LMH	684	Completed	\$4,598.00	\$4,598.00		\$4,598.00	\$4,598.00
IL	AURORA	1998	B98MC170002	Housing	14A	LMH	685	Completed	\$9,790.00	\$9,790.00		\$9,790.00	\$9,790.00
IL	AURORA	1998	B98MC170002	Housing	14A	LMH	688	Completed	\$4,612.99	\$4,612.99		\$4,612.99	\$4,612.99
IL	AURORA	1998	B98MC170002	Housing	14A	LMH	689	Completed	\$7,000.00	\$7,000.00		\$7,000.00	\$7,000.00
IL	AURORA	1998	B98MC170002	Housing	14A	LMH	693	Completed	\$575.00	\$575.00		\$575.00	\$575.00
IL	AURORA	1998	B98MC170002	Housing	14A	LMH	741	Completed	\$7,500.00	\$7,500.00		\$15,000.00	\$15,000.00
IL	AURORA	1998	B98MC170002	Housing	14A	LMH	742	Completed	\$10,000.00	\$10,000.00		\$20,000.00	\$20,000.00
IL	AURORA	1998	B98MC170002	Housing	14A	LMH	750	Completed	\$27.00	\$27.00		\$27.00	\$27.00

IL	AURORA	1998	B98MC170002	Housing	14A	LMH	762	Completed	\$85.35	\$85.35	\$85.35	\$85.35
IL	AURORA	1998	B98MC170002	Housing	14A	LMH	765	Completed	\$275.00	\$275.00	\$275.00	\$275.00
IL	AURORA	1998	B98MC170002	Housing	14A	LMH	766	Completed	\$500.00	\$500.00	\$500.00	\$500.00
IL	AURORA	1998	B98MC170002	Housing	14A	LMH	767	Completed	\$140.40	\$140.40	\$140.40	\$140.40
IL	AURORA	1998	B98MC170002	Housing	14A	LMH	768	Completed	\$8,200.00	\$8,200.00	\$8,200.00	\$8,200.00
IL	AURORA	1998	B98MC170002	Housing	14A	LMH	772	Completed	\$17,970.50	\$17,970.50	\$24,882.00	\$24,882.00
IL	AURORA	1998	B98MC170002	Housing	14A	LMH	773	Completed	\$12,000.00	\$12,000.00	\$12,000.00	\$12,000.00
IL	AURORA	1998	B98MC170002	Housing	14A	LMH	776	Completed	\$505.00	\$505.00	\$505.00	\$505.00
IL	AURORA	1998	B98MC170002	Housing	14A	LMH	777	Completed	\$1,452.00	\$1,452.00	\$1,452.00	\$1,452.00
IL	AURORA	1998	B98MC170002	Housing	14A	LMH	790	Completed	\$840.00	\$840.00	\$840.00	\$840.00
IL	AURORA	1998	B98MC170002	Housing	14A	LMH	791	Completed	\$3,204.79	\$3,204.79	\$3,204.79	\$3,204.79
IL	AURORA	1998	B98MC170002	Housing	14A	LMH	793	Completed	\$78.84	\$78.84	\$78.84	\$78.84
IL	AURORA	1998	B98MC170002	Housing	14A	LMH	794	Completed	\$235.16	\$235.16	\$235.16	\$235.16
IL	AURORA	1998	B98MC170002	Housing	14A	LMH	796	Completed	\$374.00	\$374.00	\$374.00	\$374.00
IL	AURORA	1998	B98MC170002	Housing	14A	LMH	798	Completed	\$5,000.00	\$5,000.00	\$10,000.00	\$10,000.00
IL	AURORA	1998	B98MC170002	Housing	14A	LMH	821	Completed	\$237.50	\$237.50	\$237.50	\$237.50
IL	AURORA	1998	B98MC170002	Housing	14A	LMH	822	Completed	\$2,800.00	\$2,800.00	\$2,800.00	\$2,800.00
IL	AURORA	1998	B98MC170002	Housing	14A	LMH	823	Completed	\$595.00	\$595.00	\$595.00	\$595.00
IL	AURORA	1998	B98MC170002	Housing	14A	LMH	824	Completed	\$500.40	\$500.40	\$500.40	\$500.40
IL	AURORA	1998	B98MC170002	Housing	14A	LMH	825	Completed	\$3,204.19	\$3,204.19	\$3,204.19	\$3,204.19
IL	AURORA	1998	B98MC170002	Housing	14A	LMH	826	Completed	\$580.00	\$580.00	\$580.00	\$580.00
IL	AURORA	1998	B98MC170002	Housing	14A	LMH	841	Completed	\$3,015.95	\$3,015.95	\$3,015.95	\$3,015.95
IL	AURORA	1998	B98MC170002	Housing	14A	LMH	842	Completed	\$3,276.05	\$3,276.05	\$3,276.05	\$3,276.05
IL	AURORA	1998	B98MC170002	Housing	14A	LMH	860	Completed	\$2,951.94	\$2,951.94	\$2,951.94	\$2,951.94
IL	AURORA	1998	B98MC170002	Housing	14A	LMH	861	Completed	\$3,210.12	\$3,210.12	\$3,210.12	\$3,210.12
IL	AURORA	1998	B98MC170002	Housing	14A	LMH	862	Completed	\$3,965.74	\$3,965.74	\$3,965.74	\$3,965.74
IL	AURORA	1998	B98MC170002	Housing	14A	LMH	863	Completed	\$2,700.00	\$2,700.00	\$2,700.00	\$2,700.00
IL	AURORA	1998	B98MC170002	Housing	14A	LMH	864	Completed	\$4,140.00	\$4,140.00	\$4,140.00	\$4,140.00
IL	AURORA	1998	B98MC170002	Housing	14A	LMH	870	Completed	\$2,131.50	\$2,131.50	\$2,131.50	\$2,131.50
IL	AURORA	1998	B98MC170002	Housing	14A	LMH	874	Completed	\$3,699.60	\$3,699.60	\$3,699.60	\$3,699.60
IL	AURORA	1998	B98MC170002	Housing	14A	LMH	875	Completed	\$800.00	\$800.00	\$800.00	\$800.00
IL	AURORA	1998	B98MC170002	Housing	14A	LMH	876	Completed	\$1,877.20	\$1,877.20	\$1,877.20	\$1,877.20
IL	AURORA	1998	B98MC170002	Housing	14B	LMH	763	Completed	\$6,947.96	\$6,947.96	\$6,947.96	\$6,947.96
IL	AURORA	1998	B98MC170002	Housing	14B	LMH	764	Completed	\$2,478.72	\$2,478.72	\$2,478.72	\$2,478.72
IL	AURORA	1998	B98MC170002	Housing	14B	LMH	792	Completed	\$2,500.00	\$2,500.00	\$2,500.00	\$2,500.00
IL	AURORA	1998	B98MC170002	Housing	14B	LMH	795	Completed	\$500.00	\$500.00	\$500.00	\$500.00
IL	AURORA	1998	B98MC170002	Housing	14F	LMH	799	Completed	\$8,000.00	\$8,000.00	\$8,000.00	\$8,000.00
IL	AURORA	1998	B98MC170002	Housing	14H	LMH	597	Completed	\$3,750.00	\$3,750.00	\$15,000.00	\$15,000.00
IL	AURORA	1998	B98MC170002	Housing	16A	SBA	662	Completed	\$300.00	\$300.00	\$2,003.72	\$2,003.72
IL	AURORA	1998	B98MC170002	Housing	16A	SBA	691	Completed	\$3,049.87	\$3,049.87	\$3,049.87	\$3,049.87
IL	AURORA	1998	B98MC170002	Housing	16A	SBA	802	Completed	\$7,500.00	\$7,500.00	\$7,500.00	\$7,500.00
IL	AURORA	1998	B98MC170002	Housing	16A	SBA	803	Completed	\$7,431.34	\$7,431.34	\$7,431.34	\$7,431.34
IL	AURORA	1998	B98MC170002	Housing	16A	SBA	850	Completed	\$6,250.00	\$6,250.00	\$10,000.00	\$10,000.00
IL	AURORA	1998	B98MC170002	Housing	16A	SBA	871	Completed	\$560.00	\$560.00	\$1,060.00	\$1,060.00
IL	AURORA	1998	B98MC170002	Housing	16A	SBA	873	Completed	\$406.46	\$406.46	\$1,858.46	\$1,858.46
IL	AURORA	1998	B98MC170002	Housing	16A	SBS	639	Completed	\$15.00	\$15.00	\$15.11	\$15.11
IL	AURORA	1998	B98MC170002	Housing	16A	SBS	644	Completed	\$935.80	\$935.80	\$17,358.07	\$17,358.07
IL	AURORA	1998	B98MC170002	Housing	16A	SBS	650	Completed	\$429.00	\$429.00	\$11,794.00	\$11,794.00
IL	AURORA	1998	B98MC170002	Housing	16A	SBS	651	Completed	\$843.00	\$843.00	\$8,725.00	\$8,725.00
IL	AURORA	1998	B98MC170002	Housing	16A	SBS	656	Completed	\$6,071.05	\$6,071.05	\$6,466.66	\$6,466.66
IL	AURORA	1998	B98MC170002	Housing	16A	SBS	661	Completed	\$3,500.00	\$3,500.00	\$5,810.14	\$5,810.14
IL	AURORA	1998	B98MC170002	Housing	16A	SBS	692	Completed	\$10,000.00	\$10,000.00	\$10,000.00	\$10,000.00
IL	AURORA	1998	B98MC170002	Housing	16A	SBS	696	Completed	\$9,472.00	\$9,472.00	\$9,472.00	\$9,472.00
IL	AURORA	1998	B98MC170002	Housing	16A	SBS	714	Completed	\$9,318.07	\$9,318.07	\$9,318.07	\$9,318.07
IL	AURORA	1998	B98MC170002	Housing	16A	SBS	720	Completed	\$937.11	\$937.11	\$937.11	\$937.11
IL	AURORA	1998	B98MC170002	Housing	16A	SBS	747	Completed	\$6,537.37	\$6,537.37	\$6,537.37	\$6,537.37
IL	AURORA	1998	B98MC170002	Housing	16A	SBS	748	Completed	\$2,668.00	\$2,668.00	\$2,668.00	\$2,668.00
IL	AURORA	1998	B98MC170002	Housing	16A	SBS	749	Completed	\$8,012.64	\$8,012.64	\$8,012.64	\$8,012.64
IL	AURORA	1998	B98MC170002	Housing	16A	SBS	775	Completed	\$385.38	\$385.38	\$385.38	\$385.38
IL	AURORA	1998	B98MC170002	Housing	16A	SBS	800	Completed	\$2,500.00	\$2,500.00	\$2,500.00	\$2,500.00
IL	AURORA	1998	B98MC170002	Housing	16A	SBS	801	Completed	\$5,300.00	\$5,300.00	\$5,300.00	\$5,300.00
IL	AURORA	1998	B98MC170002	Housing	16A	SBS	805	Completed	\$3,575.00	\$3,575.00	\$3,575.00	\$3,575.00
IL	AURORA	1998	B98MC170002	Housing	16A	SBS	806	Completed	\$186.50	\$186.50	\$3,533.34	\$3,533.34
IL	AURORA	1998	B98MC170002	Housing	16A	SBS	807	Completed	\$2,600.44	\$2,600.44	\$3,462.63	\$3,462.63
IL	AURORA	1998	B98MC170002	Housing	16A	SBS	808	Completed	\$528.00	\$528.00	\$528.00	\$528.00
IL	AURORA	1998	B98MC170002	Housing	16A	SBS	809	Completed	\$925.00	\$925.00	\$5,425.00	\$5,425.00
IL	AURORA	1998	B98MC170002	Housing	16A	SBS	810	Completed	\$3,114.86	\$3,114.86	\$3,114.86	\$3,114.86
IL	AURORA	1998	B98MC170002	Housing	16A	SBS	811	Completed	\$4,702.42	\$4,702.42	\$4,702.42	\$4,702.42

IL	AURORA	1998	B98MC170002	Housing	16A	SBS	812	Completed	\$1,331.93	\$1,331.93		\$1,331.93	\$1,331.93
IL	AURORA	1998	B98MC170002	Housing	16A	SBS	813	Completed	\$5,000.00	\$5,000.00		\$10,000.00	\$10,000.00
IL	AURORA	1998	B98MC170002	Housing	16A	SBS	814	Completed	\$2,972.56	\$2,972.56		\$3,472.56	\$3,472.56
IL	AURORA	1998	B98MC170002	Housing	16A	SBS	849	Completed	\$4,100.00	\$4,100.00		\$4,100.00	\$4,100.00
IL	AURORA	1998	B98MC170002	Housing	16A	SBS	872	Completed	\$1,173.00	\$1,173.00		\$6,425.00	\$6,425.00
Housing									\$461,871.29	\$461,871.29	34.94%	\$664,160.21	\$664,160.21
IL	AURORA	1998	B98MC170002	Public Improvements	03B	LMC	833	Completed	\$3,750.00	\$3,750.00		\$15,000.00	\$15,000.00
IL	AURORA	1998	B98MC170002	Public Improvements	03E	LMA	601	Completed	\$900.00	\$900.00		\$900.00	\$900.00
IL	AURORA	1998	B98MC170002	Public Improvements	03E	LMC	774	Completed	\$2,500.00	\$2,500.00		\$2,500.00	\$2,500.00
IL	AURORA	1998	B98MC170002	Public Improvements	03E	LMC	845	Completed	\$10,000.00	\$10,000.00		\$10,000.00	\$10,000.00
IL	AURORA	1998	B98MC170002	Public Improvements	03F	LMA	815	Completed	\$12,000.00	\$12,000.00		\$12,000.00	\$12,000.00
IL	AURORA	1998	B98MC170002	Public Improvements	03L	LMA	604	Completed	\$139,497.01	\$139,497.01		\$271,751.09	\$271,751.09
IL	AURORA	1998	B98MC170002	Public Improvements	03L	LMA	715	Completed	\$2,405.17	\$2,405.17		\$2,405.17	\$2,405.17
IL	AURORA	1998	B98MC170002	Public Improvements	03L	LMA	731	Completed	\$782.75	\$782.75		\$782.75	\$782.75
IL	AURORA	1998	B98MC170002	Public Improvements	03L	LMA	732	Completed	\$460.75	\$460.75		\$460.75	\$460.75
IL	AURORA	1998	B98MC170002	Public Improvements	03L	LMA	733	Completed	\$1,256.50	\$1,256.50		\$1,256.50	\$1,256.50
IL	AURORA	1998	B98MC170002	Public Improvements	03L	LMA	734	Completed	\$726.25	\$726.25		\$726.25	\$726.25
IL	AURORA	1998	B98MC170002	Public Improvements	03L	LMA	735	Completed	\$2,821.87	\$2,821.87		\$2,821.87	\$2,821.87
IL	AURORA	1998	B98MC170002	Public Improvements	03L	LMA	736	Completed	\$540.31	\$540.31		\$540.31	\$540.31
IL	AURORA	1998	B98MC170002	Public Improvements	03L	LMA	737	Completed	\$796.25	\$796.25		\$796.25	\$796.25
IL	AURORA	1998	B98MC170002	Public Improvements	03L	LMA	738	Completed	\$437.50	\$437.50		\$437.50	\$437.50
IL	AURORA	1998	B98MC170002	Public Improvements	03L	LMA	743	Completed	\$17,661.83	\$17,661.83		\$17,661.83	\$17,661.83
IL	AURORA	1998	B98MC170002	Public Improvements	03L	LMA	751	Completed	\$863.00	\$863.00		\$863.00	\$863.00
IL	AURORA	1998	B98MC170002	Public Improvements	03L	LMA	752	Completed	\$437.50	\$437.50		\$437.50	\$437.50
IL	AURORA	1998	B98MC170002	Public Improvements	03L	LMA	754	Completed	\$726.25	\$726.25		\$726.25	\$726.25
IL	AURORA	1998	B98MC170002	Public Improvements	03L	LMA	757	Completed	\$440.00	\$440.00		\$440.00	\$440.00
IL	AURORA	1998	B98MC170002	Public Improvements	03L	LMA	758	Completed	\$1,958.00	\$1,958.00		\$1,958.00	\$1,958.00
IL	AURORA	1998	B98MC170002	Public Improvements	03L	LMA	759	Completed	\$1,029.45	\$1,029.45		\$1,029.45	\$1,029.45
IL	AURORA	1998	B98MC170002	Public Improvements	03L	LMA	760	Completed	\$490.00	\$490.00		\$490.00	\$490.00
IL	AURORA	1998	B98MC170002	Public Improvements	03L	LMA	782	Completed	\$262.50	\$262.50		\$262.50	\$262.50
IL	AURORA	1998	B98MC170002	Public Improvements	03L	LMA	789	Completed	\$870.06	\$870.06		\$870.06	\$870.06
IL	AURORA	1998	B98MC170002	Public Improvements	03L	LMA	819	Completed	\$1,167.25	\$1,167.25		\$1,167.25	\$1,167.25
IL	AURORA	1998	B98MC170002	Public Improvements	03L	LMA	820	Completed	\$1,103.61	\$1,103.61		\$1,103.61	\$1,103.61
IL	AURORA	1998	B98MC170002	Public Improvements	03L	LMA	858	Completed	\$374.50	\$374.50		\$374.50	\$374.50
IL	AURORA	1998	B98MC170002	Public Improvements	03L	LMA	859	Completed	\$360.00	\$360.00		\$360.00	\$360.00
IL	AURORA	1998	B98MC170002	Public Improvements	03L	LMA	865	Completed	\$1,231.21	\$1,231.21		\$1,231.21	\$1,231.21
IL	AURORA	1998	B98MC170002	Public Improvements	03L	LMC	572	Completed	\$5,400.00	\$5,400.00		\$5,400.00	\$5,400.00
IL	AURORA	1998	B98MC170002	Public Improvements	03L	LMC	719	Completed	\$2,363.50	\$2,363.50		\$2,363.50	\$2,363.50
IL	AURORA	1998	B98MC170002	Public Improvements	03L	LMH	680	Completed	\$427.00	\$427.00		\$427.00	\$427.00
IL	AURORA	1998	B98MC170002	Public Improvements	03L	LMH	709	Completed	\$671.00	\$671.00		\$671.00	\$671.00
IL	AURORA	1998	B98MC170002	Public Improvements	03L	LMH	711	Completed	\$677.12	\$677.12		\$677.12	\$677.12
IL	AURORA	1998	B98MC170002	Public Improvements	03L	LMJFI	721	Completed	\$491.25	\$491.25		\$491.25	\$491.25
IL	AURORA	1998	B98MC170002	Public Improvements	03L	LMJFI	753	Completed	\$1,303.75	\$1,303.75		\$1,303.75	\$1,303.75
IL	AURORA	1998	B98MC170002	Public Improvements	03L	LMJFI	755	Completed	\$1,487.50	\$1,487.50		\$1,487.50	\$1,487.50
IL	AURORA	1998	B98MC170002	Public Improvements	03L	LMJFI	756	Completed	\$723.50	\$723.50		\$723.50	\$723.50
IL	AURORA	1998	B98MC170002	Public Improvements	03L	LMJFI	761	Completed	\$706.50	\$706.50		\$706.50	\$706.50
IL	AURORA	1998	B98MC170002	Public Improvements	03L	LMJFI	778	Completed	\$1,173.75	\$1,173.75		\$1,173.75	\$1,173.75
IL	AURORA	1998	B98MC170002	Public Improvements	03L	LMJFI	779	Completed	\$779.00	\$779.00		\$779.00	\$779.00
IL	AURORA	1998	B98MC170002	Public Improvements	03L	LMJFI	780	Completed	\$593.00	\$593.00		\$593.00	\$593.00
IL	AURORA	1998	B98MC170002	Public Improvements	03L	LMJFI	781	Completed	\$652.75	\$652.75		\$652.75	\$652.75
IL	AURORA	1998	B98MC170002	Public Improvements	03L	LMJFI	783	Completed	\$735.00	\$735.00		\$735.00	\$735.00
IL	AURORA	1998	B98MC170002	Public Improvements	03L	LMJFI	784	Completed	\$1,155.00	\$1,155.00		\$1,155.00	\$1,155.00
IL	AURORA	1998	B98MC170002	Public Improvements	03L	LMJFI	785	Completed	\$140.00	\$140.00		\$140.00	\$140.00
IL	AURORA	1998	B98MC170002	Public Improvements	03L	LMJFI	786	Completed	\$525.00	\$525.00		\$525.00	\$525.00
IL	AURORA	1998	B98MC170002	Public Improvements	03L	LMJFI	787	Completed	\$560.00	\$560.00		\$560.00	\$560.00
IL	AURORA	1998	B98MC170002	Public Improvements	03L	LMJFI	788	Completed	\$445.50	\$445.50		\$445.50	\$445.50
IL	AURORA	1998	B98MC170002	Public Improvements	03L	LMJFI	816	Completed	\$566.00	\$566.00		\$566.00	\$566.00
IL	AURORA	1998	B98MC170002	Public Improvements	03L	LMJFI	817	Completed	\$570.00	\$570.00		\$570.00	\$570.00
IL	AURORA	1998	B98MC170002	Public Improvements	03L	LMJFI	818	Completed	\$624.96	\$624.96		\$624.96	\$624.96
IL	AURORA	1998	B98MC170002	Public Improvements	03L	LMJFI	836	Completed	\$149.50	\$149.50		\$149.50	\$149.50
IL	AURORA	1998	B98MC170002	Public Improvements	03L	LMJFI	837	Completed	\$386.25	\$386.25		\$386.25	\$386.25
IL	AURORA	1998	B98MC170002	Public Improvements	03L	LMJFI	838	Completed	\$475.50	\$475.50		\$475.50	\$475.50
IL	AURORA	1998	B98MC170002	Public Improvements	03L	LMJFI	839	Completed	\$487.50	\$487.50		\$487.50	\$487.50
IL	AURORA	1998	B98MC170002	Public Improvements	03L	LMJFI	840	Completed	\$1,036.87	\$1,036.87		\$1,036.87	\$1,036.87
IL	AURORA	1998	B98MC170002	Public Improvements	03L	LMJFI	843	Completed	\$804.58	\$804.58		\$804.58	\$804.58
IL	AURORA	1998	B98MC170002	Public Improvements	03L	LMJFI	844	Completed	\$972.25	\$972.25		\$972.25	\$972.25
IL	AURORA	1998	B98MC170002	Public Improvements	03L	LMJFI	851	Completed	\$420.00	\$420.00		\$420.00	\$420.00
IL	AURORA	1998	B98MC170002	Public Improvements	03L	LMJFI	852	Completed	\$843.50	\$843.50		\$843.50	\$843.50

IL	AURORA	1998	B98MC170002	Public Improvements	03L	LMJFI	853	Completed	\$472.50	\$472.50		\$472.50	\$472.50
IL	AURORA	1998	B98MC170002	Public Improvements	03L	LMJFI	854	Completed	\$323.75	\$323.75		\$323.75	\$323.75
IL	AURORA	1998	B98MC170002	Public Improvements	03L	LMJFI	855	Completed	\$510.47	\$510.47		\$510.47	\$510.47
IL	AURORA	1998	B98MC170002	Public Improvements	03L	LMJFI	856	Completed	\$540.31	\$540.31		\$540.31	\$540.31
IL	AURORA	1998	B98MC170002	Public Improvements	03L	LMJFI	857	Completed	\$781.88	\$781.88		\$781.88	\$781.88
IL	AURORA	1998	B98MC170002	Public Improvements	03L	SBS	729	Completed	\$714.00	\$714.00		\$714.00	\$714.00
IL	AURORA	1998	B98MC170002	Public Improvements	03M	LMC	835	Completed	\$7,990.00	\$7,990.00		\$7,990.00	\$7,990.00
IL	AURORA	1998	B98MC170002	Public Improvements	03Z	LMA	866	Completed	\$2,999.81	\$2,999.81		\$2,999.81	\$2,999.81
IL	AURORA	1998	B98MC170002	Public Improvements	03Z	LMC	697	Completed	\$761.75	\$761.75		\$761.75	\$761.75
IL	AURORA	1998	B98MC170002	Public Improvements	03Z	LMC	698	Completed	\$1,052.25	\$1,052.25		\$1,052.25	\$1,052.25
IL	AURORA	1998	B98MC170002	Public Improvements	03Z	LMC	699	Completed	\$341.25	\$341.25		\$341.25	\$341.25
IL	AURORA	1998	B98MC170002	Public Improvements	03Z	LMC	700	Completed	\$299.00	\$299.00		\$299.00	\$299.00
IL	AURORA	1998	B98MC170002	Public Improvements	03Z	LMC	701	Completed	\$627.37	\$627.37		\$627.37	\$627.37
IL	AURORA	1998	B98MC170002	Public Improvements	03Z	LMC	702	Completed	\$443.50	\$443.50		\$443.50	\$443.50
IL	AURORA	1998	B98MC170002	Public Improvements	03Z	LMC	705	Completed	\$2,386.00	\$2,386.00		\$2,386.00	\$2,386.00
IL	AURORA	1998	B98MC170002	Public Improvements	03Z	LMC	706	Completed	\$727.75	\$727.75		\$727.75	\$727.75
IL	AURORA	1998	B98MC170002	Public Improvements	03Z	LMC	707	Completed	\$961.12	\$961.12		\$961.12	\$961.12
IL	AURORA	1998	B98MC170002	Public Improvements	03Z	LMC	708	Completed	\$262.50	\$262.50		\$262.50	\$262.50
IL	AURORA	1998	B98MC170002	Public Improvements	03Z	LMC	710	Completed	\$533.27	\$533.27		\$533.27	\$533.27
IL	AURORA	1998	B98MC170002	Public Improvements	03Z	LMC	712	Completed	\$91.87	\$91.87		\$91.87	\$91.87
IL	AURORA	1998	B98MC170002	Public Improvements	03Z	LMC	713	Completed	\$360.00	\$360.00		\$360.00	\$360.00
IL	AURORA	1998	B98MC170002	Public Improvements	03Z	LMC	716	Completed	\$385.00	\$385.00		\$385.00	\$385.00
IL	AURORA	1998	B98MC170002	Public Improvements	03Z	LMC	717	Completed	\$175.00	\$175.00		\$175.00	\$175.00
IL	AURORA	1998	B98MC170002	Public Improvements	03Z	LMC	718	Completed	\$1,294.63	\$1,294.63		\$1,294.63	\$1,294.63
IL	AURORA	1998	B98MC170002	Public Improvements	03Z	LMC	728	Completed	\$231.00	\$231.00		\$231.00	\$231.00
IL	AURORA	1998	B98MC170002	Public Improvements	03Z	LMC	746	Completed	\$178.50	\$178.50		\$178.50	\$178.50
IL	AURORA	1998	B98MC170002	Public Improvements	16B	LMA	744	Completed	\$5,091.21	\$5,091.21		\$5,091.21	\$5,091.21
IL	AURORA	1998	B98MC170002	Public Improvements	16B	SBS	587	Completed	\$623.06	\$623.06		\$29,967.79	\$29,967.79
Public Improvements									\$267,355.30	\$267,355.30	20.22%	\$440,204.11	\$440,204.11
IL	AURORA	1998	B98MC170002	Public Services	03T	LMC	583	Completed	\$6,675.00	\$6,675.00		\$8,900.00	\$8,900.00
IL	AURORA	1998	B98MC170002	Public Services	03T	LMC	704	Completed	\$11,850.00	\$11,850.00		\$11,850.00	\$11,850.00
IL	AURORA	1998	B98MC170002	Public Services	03T	LMC	740	Completed	\$13,678.57	\$13,678.57		\$20,000.00	\$20,000.00
IL	AURORA	1998	B98MC170002	Public Services	05A	LMC	586	Completed	\$1,125.00	\$1,125.00		\$4,500.00	\$4,500.00
IL	AURORA	1998	B98MC170002	Public Services	05A	LMC	771	Completed	\$1,125.00	\$1,125.00		\$4,500.00	\$4,500.00
IL	AURORA	1998	B98MC170002	Public Services	05D	LMC	573	Completed	\$1,153.00	\$1,153.00		\$2,403.00	\$2,403.00
IL	AURORA	1998	B98MC170002	Public Services	05D	LMC	576	Completed	\$2,500.00	\$2,500.00		\$10,000.00	\$10,000.00
IL	AURORA	1998	B98MC170002	Public Services	05D	LMC	578	Completed	\$2,900.00	\$2,900.00		\$5,800.00	\$5,800.00
IL	AURORA	1998	B98MC170002	Public Services	05D	LMC	584	Completed	\$3,750.00	\$3,750.00		\$15,000.00	\$15,000.00
IL	AURORA	1998	B98MC170002	Public Services	05D	LMC	722	Completed	\$8,000.00	\$8,000.00		\$8,000.00	\$8,000.00
IL	AURORA	1998	B98MC170002	Public Services	05D	LMC	723	Completed	\$7,500.00	\$7,500.00		\$10,000.00	\$10,000.00
IL	AURORA	1998	B98MC170002	Public Services	05D	LMC	725	Completed	\$30,000.00	\$30,000.00		\$30,000.00	\$30,000.00
IL	AURORA	1998	B98MC170002	Public Services	05D	LMC	739	Completed	\$1,450.00	\$1,450.00		\$5,800.00	\$5,800.00
IL	AURORA	1998	B98MC170002	Public Services	05D	LMC	769	Completed	\$3,750.00	\$3,750.00		\$15,000.00	\$15,000.00
IL	AURORA	1998	B98MC170002	Public Services	05D	LMC	828	Completed	\$6,000.00	\$6,000.00		\$8,000.00	\$8,000.00
IL	AURORA	1998	B98MC170002	Public Services	05G	LMC	581	Completed	\$10,000.00	\$10,000.00		\$20,000.00	\$20,000.00
IL	AURORA	1998	B98MC170002	Public Services	05G	LMC	831	Completed	\$5,000.00	\$5,000.00		\$20,000.00	\$20,000.00
IL	AURORA	1998	B98MC170002	Public Services	05H	LMC	585	Completed	\$2,500.00	\$2,500.00		\$10,000.00	\$10,000.00
IL	AURORA	1998	B98MC170002	Public Services	05H	LMC	724	Completed	\$7,500.00	\$7,500.00		\$10,000.00	\$10,000.00
IL	AURORA	1998	B98MC170002	Public Services	05O	LMC	827	Completed	\$6,250.00	\$6,250.00		\$25,000.00	\$25,000.00
IL	AURORA	1998	B98MC170002	Public Services	05T	LMH	681	Completed	\$350.00	\$350.00		\$350.00	\$350.00
IL	AURORA	1998	B98MC170002	Public Services	05T	LMH	690	Completed	\$500.00	\$500.00		\$500.00	\$500.00
IL	AURORA	1998	B98MC170002	Public Services	05T	LMH	804	Completed	\$350.00	\$350.00		\$350.00	\$350.00
IL	AURORA	1998	B98MC170002	Public Services	05T	LMH	867	Completed	\$405.00	\$405.00		\$405.00	\$405.00
IL	AURORA	1998	B98MC170002	Public Services	05Z	LMC	565	Completed	\$13,875.00	\$13,875.00		\$18,500.00	\$18,500.00
IL	AURORA	1998	B98MC170002	Public Services	05Z	LMC	797	Completed	\$1,875.00	\$1,875.00		\$7,500.00	\$7,500.00
IL	AURORA	1998	B98MC170002	Public Services	05Z	LMC	829	Completed	\$2,476.26	\$2,476.26		\$15,000.00	\$15,000.00
Public Services									\$152,537.83	\$152,537.83	11.54%	\$287,358.00	\$287,358.00
Total 1998									\$1,322,000.00	\$1,322,000.00	100.00%	\$2,133,967.79	\$2,133,967.79

Total Grant Amount for 1997 Grant year = \$1,358,000.00														
State	Grantee Name	Grant Year	Grant Number	Activity Group	Matrix Code	National Objective	IDIS Activity	Activity Status	Amount Funded From Selected Grant	Amount Drawn From Selected Grant	% of CDBG Drawn From Selected Grant/Grant Amount	Total CDBG Funded Amount (All Years All Sources)	Total CDBG Drawn Amount (All Years All Sources)	
IL	AURORA	1997	B97MC170002	Acquisition	01	LMH	457	Completed	\$8,346.50	\$8,346.50		\$24,346.50	\$24,346.50	
IL	AURORA	1997	B97MC170002	Acquisition	01	LMH	603	Completed	\$10,000.00	\$10,000.00		\$40,000.00	\$40,000.00	
IL	AURORA	1997	B97MC170002	Acquisition	08	LMC	548	Completed	\$500.00	\$500.00		\$500.00	\$500.00	
IL	AURORA	1997	B97MC170002	Acquisition	08	LMC	549	Completed	\$480.82	\$480.82		\$480.82	\$480.82	
IL	AURORA	1997	B97MC170002	Acquisition	08	LMC	551	Completed	\$166.79	\$166.79		\$166.79	\$166.79	

IL	AURORA	1997	B97MC170002	Acquisition	08	LMC	557	Completed	\$350.00	\$350.00		\$350.00	\$350.00
IL	AURORA	1997	B97MC170002	Acquisition	08	LMC	610	Completed	\$500.00	\$500.00		\$500.00	\$500.00
IL	AURORA	1997	B97MC170002	Acquisition	08	LMC	611	Completed	\$500.00	\$500.00		\$500.00	\$500.00
IL	AURORA	1997	B97MC170002	Acquisition	08	LMC	623	Completed	\$500.00	\$500.00		\$500.00	\$500.00
Acquisition									\$21,344.11	\$21,344.11	1.57%	\$67,344.11	\$67,344.11
IL	AURORA	1997	B97MC170002	Administrative And Planning	21A		607	Completed	\$249,868.84	\$249,868.84		\$264,400.00	\$264,400.00
IL	AURORA	1997	B97MC170002	Administrative And Planning	21B		669	Completed	\$875.00	\$875.00		\$4,893.00	\$4,893.00
IL	AURORA	1997	B97MC170002	Administrative And Planning	21D		132	Completed	\$4,666.67	\$4,666.67		\$14,000.00	\$14,000.00
IL	AURORA	1997	B97MC170002	Administrative And Planning	21D		133	Completed	\$4,666.67	\$4,666.67		\$14,000.00	\$14,000.00
IL	AURORA	1997	B97MC170002	Administrative And Planning	21D		566	Completed	\$4,625.00	\$4,625.00		\$18,500.00	\$18,500.00
Administrative And Planning									\$264,702.18	\$264,702.18	19.49%	\$315,793.00	\$315,793.00
IL	AURORA	1997	B97MC170002	Economic Development	14E	LMA	148	Completed	\$405.00	\$405.00		\$4,125.00	\$4,125.00
IL	AURORA	1997	B97MC170002	Economic Development	14E	LMA	527	Completed	\$16,618.92	\$16,618.92		\$16,618.92	\$16,618.92
IL	AURORA	1997	B97MC170002	Economic Development	14E	LMA	531	Completed	\$658.40	\$658.40		\$1,708.40	\$1,708.40
IL	AURORA	1997	B97MC170002	Economic Development	14E	LMA	654	Completed	\$2,847.05	\$2,847.05		\$13,300.00	\$13,300.00
IL	AURORA	1997	B97MC170002	Economic Development	14E	LMA	655	Completed	\$3,409.10	\$3,409.10		\$3,654.70	\$3,654.70
IL	AURORA	1997	B97MC170002	Economic Development	14E	SBS	523	Completed	\$60,000.00	\$60,000.00		\$60,000.00	\$60,000.00
Economic Development									\$83,938.47	\$83,938.47	6.18%	\$99,407.02	\$99,407.02
IL	AURORA	1997	B97MC170002	Housing	14A	LMH	320	Completed	\$4,576.59	\$4,576.59		\$22,428.99	\$22,428.99
IL	AURORA	1997	B97MC170002	Housing	14A	LMH	356	Completed	\$25,000.00	\$25,000.00		\$50,000.00	\$50,000.00
IL	AURORA	1997	B97MC170002	Housing	14A	LMH	511	Completed	\$6,600.00	\$6,600.00		\$6,600.00	\$6,600.00
IL	AURORA	1997	B97MC170002	Housing	14A	LMH	522	Completed	\$2,575.00	\$2,575.00		\$2,575.00	\$2,575.00
IL	AURORA	1997	B97MC170002	Housing	14A	LMH	525	Completed	\$6,325.00	\$6,325.00		\$6,325.00	\$6,325.00
IL	AURORA	1997	B97MC170002	Housing	14A	LMH	526	Completed	\$7,000.00	\$7,000.00		\$7,000.00	\$7,000.00
IL	AURORA	1997	B97MC170002	Housing	14A	LMH	528	Completed	\$3,828.00	\$3,828.00		\$3,828.00	\$3,828.00
IL	AURORA	1997	B97MC170002	Housing	14A	LMH	532	Completed	\$16,170.00	\$16,170.00		\$16,170.00	\$16,170.00
IL	AURORA	1997	B97MC170002	Housing	14A	LMH	533	Completed	\$6,996.00	\$6,996.00		\$6,996.00	\$6,996.00
IL	AURORA	1997	B97MC170002	Housing	14A	LMH	534	Completed	\$6,160.00	\$6,160.00		\$6,160.00	\$6,160.00
IL	AURORA	1997	B97MC170002	Housing	14A	LMH	539	Completed	\$4,225.50	\$4,225.50		\$4,225.50	\$4,225.50
IL	AURORA	1997	B97MC170002	Housing	14A	LMH	540	Completed	\$2,770.50	\$2,770.50		\$2,770.50	\$2,770.50
IL	AURORA	1997	B97MC170002	Housing	14A	LMH	543	Completed	\$7,200.00	\$7,200.00		\$7,200.00	\$7,200.00
IL	AURORA	1997	B97MC170002	Housing	14A	LMH	545	Completed	\$4,510.00	\$4,510.00		\$4,510.00	\$4,510.00
IL	AURORA	1997	B97MC170002	Housing	14A	LMH	546	Completed	\$6,996.00	\$6,996.00		\$6,996.00	\$6,996.00
IL	AURORA	1997	B97MC170002	Housing	14A	LMH	547	Completed	\$3,498.00	\$3,498.00		\$3,498.00	\$3,498.00
IL	AURORA	1997	B97MC170002	Housing	14A	LMH	558	Completed	\$22,842.06	\$22,842.06		\$30,000.00	\$30,000.00
IL	AURORA	1997	B97MC170002	Housing	14A	LMH	580	Completed	\$5,000.00	\$5,000.00		\$10,000.00	\$10,000.00
IL	AURORA	1997	B97MC170002	Housing	14A	LMH	590	Completed	\$10,000.00	\$10,000.00		\$10,000.00	\$10,000.00
IL	AURORA	1997	B97MC170002	Housing	14A	LMH	592	Completed	\$31,341.50	\$31,341.50		\$100,000.00	\$100,000.00
IL	AURORA	1997	B97MC170002	Housing	14A	LMH	595	Completed	\$10,000.00	\$10,000.00		\$40,000.00	\$40,000.00
IL	AURORA	1997	B97MC170002	Housing	14A	LMH	600	Completed	\$1,500.00	\$1,500.00		\$1,500.00	\$1,500.00
IL	AURORA	1997	B97MC170002	Housing	14A	LMH	608	Completed	\$300.00	\$300.00		\$300.00	\$300.00
IL	AURORA	1997	B97MC170002	Housing	14A	LMH	609	Completed	\$1,702.28	\$1,702.28		\$1,702.28	\$1,702.28
IL	AURORA	1997	B97MC170002	Housing	14A	LMH	612	Completed	\$598.77	\$598.77		\$598.77	\$598.77
IL	AURORA	1997	B97MC170002	Housing	14A	LMH	613	Completed	\$284.01	\$284.01		\$284.01	\$284.01
IL	AURORA	1997	B97MC170002	Housing	14A	LMH	614	Completed	\$1,430.73	\$1,430.73		\$1,430.73	\$1,430.73
IL	AURORA	1997	B97MC170002	Housing	14A	LMH	615	Completed	\$3,000.00	\$3,000.00		\$3,000.00	\$3,000.00
IL	AURORA	1997	B97MC170002	Housing	14A	LMH	619	Completed	\$3,900.00	\$3,900.00		\$3,900.00	\$3,900.00
IL	AURORA	1997	B97MC170002	Housing	14A	LMH	620	Completed	\$1,347.03	\$1,347.03		\$1,347.03	\$1,347.03
IL	AURORA	1997	B97MC170002	Housing	14A	LMH	624	Completed	\$2,800.00	\$2,800.00		\$2,800.00	\$2,800.00
IL	AURORA	1997	B97MC170002	Housing	14A	LMH	625	Completed	\$5,286.05	\$5,286.05		\$5,286.05	\$5,286.05
IL	AURORA	1997	B97MC170002	Housing	14A	LMH	626	Completed	\$119.20	\$119.20		\$119.20	\$119.20
IL	AURORA	1997	B97MC170002	Housing	14A	LMH	627	Completed	\$400.00	\$400.00		\$400.00	\$400.00
IL	AURORA	1997	B97MC170002	Housing	14A	LMH	633	Completed	\$2,000.00	\$2,000.00		\$2,000.00	\$2,000.00
IL	AURORA	1997	B97MC170002	Housing	14A	LMH	646	Completed	\$5,672.06	\$5,672.06		\$5,672.06	\$5,672.06
IL	AURORA	1997	B97MC170002	Housing	14A	LMH	647	Completed	\$1,449.47	\$1,449.47		\$1,449.47	\$1,449.47
IL	AURORA	1997	B97MC170002	Housing	14A	LMH	648	Completed	\$113.51	\$113.51		\$113.51	\$113.51
IL	AURORA	1997	B97MC170002	Housing	14A	LMH	649	Completed	\$378.32	\$378.32		\$378.32	\$378.32
IL	AURORA	1997	B97MC170002	Housing	14A	LMH	652	Completed	\$6,900.00	\$6,900.00		\$6,900.00	\$6,900.00
IL	AURORA	1997	B97MC170002	Housing	14A	LMH	653	Completed	\$257.84	\$257.84		\$257.84	\$257.84
IL	AURORA	1997	B97MC170002	Housing	14A	LMH	657	Completed	\$3,658.50	\$3,658.50		\$3,658.50	\$3,658.50
IL	AURORA	1997	B97MC170002	Housing	14A	LMH	658	Completed	\$2,000.00	\$2,000.00		\$2,000.00	\$2,000.00
IL	AURORA	1997	B97MC170002	Housing	14A	LMH	659	Completed	\$2,800.00	\$2,800.00		\$2,800.00	\$2,800.00
IL	AURORA	1997	B97MC170002	Housing	14A	LMH	660	Completed	\$96.00	\$96.00		\$96.00	\$96.00
IL	AURORA	1997	B97MC170002	Housing	14A	LMH	663	Completed	\$330.00	\$330.00		\$330.00	\$330.00
IL	AURORA	1997	B97MC170002	Housing	14A	LMH	664	Completed	\$2,810.07	\$2,810.07		\$2,810.07	\$2,810.07
IL	AURORA	1997	B97MC170002	Housing	14A	LMH	665	Completed	\$1,797.00	\$1,797.00		\$1,797.00	\$1,797.00
IL	AURORA	1997	B97MC170002	Housing	14A	LMH	666	Completed	\$2,522.04	\$2,522.04		\$2,522.04	\$2,522.04
IL	AURORA	1997	B97MC170002	Housing	14A	LMH	667	Completed	\$5,569.27	\$5,569.27		\$5,569.27	\$5,569.27

IL	AURORA	1997	B97MC170002	Housing	14A	LMH	668	Completed	\$3,500.00	\$3,500.00		\$3,850.00	\$3,850.00
IL	AURORA	1997	B97MC170002	Housing	14A	LMH	670	Completed	\$365.19	\$365.19		\$365.19	\$365.19
IL	AURORA	1997	B97MC170002	Housing	14A	LMH	672	Completed	\$1,997.00	\$1,997.00		\$1,997.00	\$1,997.00
IL	AURORA	1997	B97MC170002	Housing	14B	LMC	559	Completed	\$29,381.00	\$29,381.00		\$29,381.00	\$29,381.00
IL	AURORA	1997	B97MC170002	Housing	14F	SBS	593	Completed	\$15,000.00	\$15,000.00		\$15,000.00	\$15,000.00
IL	AURORA	1997	B97MC170002	Housing	14F	SBS	599	Completed	\$30,000.00	\$30,000.00		\$30,000.00	\$30,000.00
IL	AURORA	1997	B97MC170002	Housing	14H	LMH	597	Completed	\$11,250.00	\$11,250.00		\$15,000.00	\$15,000.00
IL	AURORA	1997	B97MC170002	Housing	16A	SBA	508	Completed	\$5,507.09	\$5,507.09		\$7,007.09	\$7,007.09
IL	AURORA	1997	B97MC170002	Housing	16A	SBA	538	Completed	\$10,120.00	\$10,120.00		\$10,120.00	\$10,120.00
IL	AURORA	1997	B97MC170002	Housing	16A	SBA	541	Completed	\$1,200.00	\$1,200.00		\$1,200.00	\$1,200.00
IL	AURORA	1997	B97MC170002	Housing	16A	SBA	560	Completed	\$10,066.60	\$10,066.60		\$10,066.60	\$10,066.60
IL	AURORA	1997	B97MC170002	Housing	16A	SBA	616	Completed	\$8,489.00	\$8,489.00		\$8,489.00	\$8,489.00
IL	AURORA	1997	B97MC170002	Housing	16A	SBA	628	Completed	\$1,100.00	\$1,100.00		\$1,100.00	\$1,100.00
IL	AURORA	1997	B97MC170002	Housing	16A	SBA	630	Completed	\$1,542.91	\$1,542.91		\$1,542.91	\$1,542.91
IL	AURORA	1997	B97MC170002	Housing	16A	SBA	634	Completed	\$910.00	\$910.00		\$910.00	\$910.00
IL	AURORA	1997	B97MC170002	Housing	16A	SBA	638	Completed	\$111.00	\$111.00		\$111.00	\$111.00
IL	AURORA	1997	B97MC170002	Housing	16A	SBA	640	Completed	\$1,700.00	\$1,700.00		\$1,700.00	\$1,700.00
IL	AURORA	1997	B97MC170002	Housing	16A	SBA	641	Completed	\$921.00	\$921.00		\$921.00	\$921.00
IL	AURORA	1997	B97MC170002	Housing	16A	SBA	642	Completed	\$214.12	\$214.12		\$214.12	\$214.12
IL	AURORA	1997	B97MC170002	Housing	16A	SBA	643	Completed	\$467.50	\$467.50		\$467.50	\$467.50
IL	AURORA	1997	B97MC170002	Housing	16A	SBA	662	Completed	\$1,703.72	\$1,703.72		\$2,003.72	\$2,003.72
IL	AURORA	1997	B97MC170002	Housing	16A	SBS	370	Completed	\$1,000.00	\$1,000.00		\$10,000.00	\$10,000.00
IL	AURORA	1997	B97MC170002	Housing	16A	SBS	521	Completed	\$6,000.00	\$6,000.00		\$6,000.00	\$6,000.00
IL	AURORA	1997	B97MC170002	Housing	16A	SBS	544	Completed	\$2,500.00	\$2,500.00		\$2,500.00	\$2,500.00
IL	AURORA	1997	B97MC170002	Housing	16A	SBS	555	Completed	\$320.00	\$320.00		\$320.00	\$320.00
IL	AURORA	1997	B97MC170002	Housing	16A	SBS	621	Completed	\$1,275.00	\$1,275.00		\$1,275.00	\$1,275.00
IL	AURORA	1997	B97MC170002	Housing	16A	SBS	636	Completed	\$5,000.00	\$5,000.00		\$5,000.00	\$5,000.00
IL	AURORA	1997	B97MC170002	Housing	16A	SBS	637	Completed	\$3,275.00	\$3,275.00		\$3,275.00	\$3,275.00
IL	AURORA	1997	B97MC170002	Housing	16A	SBS	639	Completed	\$0.11	\$0.11		\$15.11	\$15.11
IL	AURORA	1997	B97MC170002	Housing	16A	SBS	644	Completed	\$16,422.27	\$16,422.27		\$17,358.07	\$17,358.07
IL	AURORA	1997	B97MC170002	Housing	16A	SBS	650	Completed	\$11,365.00	\$11,365.00		\$11,794.00	\$11,794.00
IL	AURORA	1997	B97MC170002	Housing	16A	SBS	651	Completed	\$7,882.00	\$7,882.00		\$8,725.00	\$8,725.00
IL	AURORA	1997	B97MC170002	Housing	16A	SBS	656	Completed	\$395.61	\$395.61		\$6,466.66	\$6,466.66
IL	AURORA	1997	B97MC170002	Housing	16A	SBS	661	Completed	\$2,310.14	\$2,310.14		\$5,810.14	\$5,810.14
				Housing					\$447,927.56	\$447,927.56	32.98%	\$628,290.25	\$628,290.25
IL	AURORA	1997	B97MC170002	Public Improvements	03C	LMC	125	Completed	\$26,500.00	\$26,500.00		\$265,000.00	\$265,000.00
IL	AURORA	1997	B97MC170002	Public Improvements	03D	LMC	97	Completed	\$25,824.80	\$25,824.80		\$31,739.05	\$31,739.05
IL	AURORA	1997	B97MC170002	Public Improvements	03F	LMC	605	Completed	\$10,000.00	\$10,000.00		\$10,000.00	\$10,000.00
IL	AURORA	1997	B97MC170002	Public Improvements	03L	LMA	498	Completed	\$47,757.05	\$47,757.05		\$71,824.48	\$71,824.48
IL	AURORA	1997	B97MC170002	Public Improvements	03L	LMA	604	Completed	\$132,254.08	\$132,254.08		\$271,751.09	\$271,751.09
IL	AURORA	1997	B97MC170002	Public Improvements	03L	LMC	645	Completed	\$9,280.55	\$9,280.55		\$9,280.55	\$9,280.55
IL	AURORA	1997	B97MC170002	Public Improvements	03M	LMC	598	Completed	\$1,462.86	\$1,462.86		\$1,462.86	\$1,462.86
IL	AURORA	1997	B97MC170002	Public Improvements	03Z	LMA	537	Completed	\$5,372.44	\$5,372.44		\$9,400.00	\$9,400.00
IL	AURORA	1997	B97MC170002	Public Improvements	03Z	LMA	556	Completed	\$7,483.78	\$7,483.78		\$7,483.78	\$7,483.78
IL	AURORA	1997	B97MC170002	Public Improvements	03Z	LMC	553	Completed	\$118.23	\$118.23		\$118.23	\$118.23
IL	AURORA	1997	B97MC170002	Public Improvements	03Z	LMC	554	Completed	\$638.75	\$638.75		\$638.75	\$638.75
IL	AURORA	1997	B97MC170002	Public Improvements	16B	SBS	111	Completed	\$30,000.00	\$30,000.00		\$30,000.00	\$30,000.00
IL	AURORA	1997	B97MC170002	Public Improvements	16B	SBS	587	Completed	\$24,244.73	\$24,244.73		\$29,967.79	\$29,967.79
				Public Improvements					\$320,937.27	\$320,937.27	23.63%	\$738,666.58	\$738,666.58
IL	AURORA	1997	B97MC170002	Public Services	03T	LMC	351	Completed	\$3,750.00	\$3,750.00		\$15,000.00	\$15,000.00
IL	AURORA	1997	B97MC170002	Public Services	03T	LMC	582	Completed	\$3,950.00	\$3,950.00		\$3,950.00	\$3,950.00
IL	AURORA	1997	B97MC170002	Public Services	03T	LMC	583	Completed	\$2,225.00	\$2,225.00		\$8,900.00	\$8,900.00
IL	AURORA	1997	B97MC170002	Public Services	05A	LMC	406	Completed	\$2,225.00	\$2,225.00		\$4,450.00	\$4,450.00
IL	AURORA	1997	B97MC170002	Public Services	05A	LMC	586	Completed	\$3,375.00	\$3,375.00		\$4,500.00	\$4,500.00
IL	AURORA	1997	B97MC170002	Public Services	05D	LMC	313	Completed	\$7,750.00	\$7,750.00		\$31,000.00	\$31,000.00
IL	AURORA	1997	B97MC170002	Public Services	05D	LMC	315	Completed	\$10,012.50	\$10,012.50		\$13,350.00	\$13,350.00
IL	AURORA	1997	B97MC170002	Public Services	05D	LMC	316	Completed	\$1,668.66	\$1,668.66		\$6,675.00	\$6,675.00
IL	AURORA	1997	B97MC170002	Public Services	05D	LMC	355	Completed	\$5,562.50	\$5,562.50		\$22,250.00	\$22,250.00
IL	AURORA	1997	B97MC170002	Public Services	05D	LMC	455	Completed	\$1,112.50	\$1,112.50		\$4,450.00	\$4,450.00
IL	AURORA	1997	B97MC170002	Public Services	05D	LMC	496	Completed	\$4,338.75	\$4,338.75		\$5,785.00	\$5,785.00
IL	AURORA	1997	B97MC170002	Public Services	05D	LMC	552	Completed	\$6,000.00	\$6,000.00		\$6,000.00	\$6,000.00
IL	AURORA	1997	B97MC170002	Public Services	05D	LMC	564	Completed	\$22,250.00	\$22,250.00		\$22,250.00	\$22,250.00
IL	AURORA	1997	B97MC170002	Public Services	05D	LMC	573	Completed	\$1,250.00	\$1,250.00		\$2,403.00	\$2,403.00
IL	AURORA	1997	B97MC170002	Public Services	05D	LMC	574	Completed	\$18,000.00	\$18,000.00		\$18,000.00	\$18,000.00
IL	AURORA	1997	B97MC170002	Public Services	05D	LMC	576	Completed	\$7,500.00	\$7,500.00		\$10,000.00	\$10,000.00
IL	AURORA	1997	B97MC170002	Public Services	05D	LMC	578	Completed	\$2,900.00	\$2,900.00		\$5,800.00	\$5,800.00
IL	AURORA	1997	B97MC170002	Public Services	05D	LMC	579	Completed	\$5,000.00	\$5,000.00		\$5,000.00	\$5,000.00
IL	AURORA	1997	B97MC170002	Public Services	05D	LMC	584	Completed	\$11,250.00	\$11,250.00		\$15,000.00	\$15,000.00

IL	AURORA	1997	B97MC170002	Public Services	05G	LMC	314	Completed	\$8,900.00	\$8,900.00		\$17,800.00	\$17,800.00
IL	AURORA	1997	B97MC170002	Public Services	05G	LMC	581	Completed	\$10,000.00	\$10,000.00		\$20,000.00	\$20,000.00
IL	AURORA	1997	B97MC170002	Public Services	05H	LMC	575	Completed	\$35,000.00	\$35,000.00		\$35,000.00	\$35,000.00
IL	AURORA	1997	B97MC170002	Public Services	05H	LMC	585	Completed	\$7,500.00	\$7,500.00		\$10,000.00	\$10,000.00
IL	AURORA	1997	B97MC170002	Public Services	05M	LMC	312	Completed	\$6,675.00	\$6,675.00		\$8,900.00	\$8,900.00
IL	AURORA	1997	B97MC170002	Public Services	05R	LMC	282	Completed	\$2,250.00	\$2,250.00		\$2,250.00	\$2,250.00
IL	AURORA	1997	B97MC170002	Public Services	05R	LMC	395	Completed	\$16,687.50	\$16,687.50		\$22,250.00	\$22,250.00
IL	AURORA	1997	B97MC170002	Public Services	05T	LMH	617	Completed	\$475.00	\$475.00		\$475.00	\$475.00
IL	AURORA	1997	B97MC170002	Public Services	05T	LMH	618	Completed	\$100.00	\$100.00		\$100.00	\$100.00
IL	AURORA	1997	B97MC170002	Public Services	05T	LMH	622	Completed	\$143.00	\$143.00		\$143.00	\$143.00
IL	AURORA	1997	B97MC170002	Public Services	05Z	LMC	329	Completed	\$6,675.00	\$6,675.00		\$8,900.00	\$8,900.00
IL	AURORA	1997	B97MC170002	Public Services	05Z	LMC	565	Completed	\$4,625.00	\$4,625.00		\$18,500.00	\$18,500.00
Public Services									\$219,150.41	\$219,150.41	16.14%	\$349,081.00	\$349,081.00
Total 1997									\$1,358,000.00	\$1,358,000.00	100.00%	\$2,198,581.96	\$2,198,581.96

Total Grant Amount for 1996 Grant year = \$1,374,000.00													
State	Grantee Name	Grant Year	Grant Number	Activity Group	Matrix Code	National Objective	IDIS Activity	Activity Status	Amount Funded From Selected Grant	Amount Drawn From Selected Grant	% of CDBG Drawn From Selected Grant/Grant Amount	Total CDBG Funded Amount (All Years All Sources)	Total CDBG Drawn Amount (All Years All Sources)
IL	AURORA	1996	B96MC170002	Acquisition	01	LMH	457	Completed	\$16,000.00	\$16,000.00		\$24,346.50	\$24,346.50
IL	AURORA	1996	B96MC170002	Acquisition	08	LMC	464	Completed	\$500.00	\$500.00		\$500.00	\$500.00
IL	AURORA	1996	B96MC170002	Acquisition	08	LMC	465	Completed	\$400.00	\$400.00		\$400.00	\$400.00
IL	AURORA	1996	B96MC170002	Acquisition	08	LMC	466	Completed	\$400.00	\$400.00		\$400.00	\$400.00
IL	AURORA	1996	B96MC170002	Acquisition	08	LMC	467	Completed	\$450.00	\$450.00		\$450.00	\$450.00
IL	AURORA	1996	B96MC170002	Acquisition	08	LMC	468	Completed	\$350.00	\$350.00		\$350.00	\$350.00
IL	AURORA	1996	B96MC170002	Acquisition	08	LMC	499	Completed	\$350.00	\$350.00		\$350.00	\$350.00
IL	AURORA	1996	B96MC170002	Acquisition	08	LMC	500	Completed	\$450.00	\$450.00		\$450.00	\$450.00
IL	AURORA	1996	B96MC170002	Acquisition	08	LMC	510	Completed	\$350.00	\$350.00		\$350.00	\$350.00
Acquisition									\$19,250.00	\$19,250.00	1.40%	\$27,596.50	\$27,596.50
IL	AURORA	1996	B96MC170002	Administrative And Planning	21A		394	Completed	\$234,600.00	\$234,600.00		\$234,600.00	\$234,600.00
IL	AURORA	1996	B96MC170002	Administrative And Planning	21D		132	Completed	\$4,666.67	\$4,666.67		\$14,000.00	\$14,000.00
IL	AURORA	1996	B96MC170002	Administrative And Planning	21D		133	Completed	\$4,666.67	\$4,666.67		\$14,000.00	\$14,000.00
Administrative And Planning									\$243,933.34	\$243,933.34	17.75%	\$262,600.00	\$262,600.00
IL	AURORA	1996	B96MC170002	Economic Development	14E	LMA	121	Completed	\$2,375.00	\$2,375.00		\$3,775.00	\$3,775.00
IL	AURORA	1996	B96MC170002	Economic Development	14E	LMA	127	Completed	\$1,087.06	\$1,087.06		\$2,274.56	\$2,274.56
IL	AURORA	1996	B96MC170002	Economic Development	14E	LMA	148	Completed	\$3,720.00	\$3,720.00		\$4,125.00	\$4,125.00
IL	AURORA	1996	B96MC170002	Economic Development	14E	LMA	288	Completed	\$577.52	\$577.52		\$577.52	\$577.52
IL	AURORA	1996	B96MC170002	Economic Development	14E	LMA	309	Completed	\$25,333.29	\$25,333.29		\$25,333.29	\$25,333.29
IL	AURORA	1996	B96MC170002	Economic Development	14E	LMA	311	Completed	\$5,044.87	\$5,044.87		\$5,044.87	\$5,044.87
IL	AURORA	1996	B96MC170002	Economic Development	14E	LMA	401	Completed	\$250.00	\$250.00		\$250.00	\$250.00
IL	AURORA	1996	B96MC170002	Economic Development	14E	LMA	445	Completed	\$329.53	\$329.53		\$329.53	\$329.53
IL	AURORA	1996	B96MC170002	Economic Development	14E	LMA	512	Completed	\$2,182.69	\$2,182.69		\$2,182.69	\$2,182.69
IL	AURORA	1996	B96MC170002	Economic Development	14E	LMC	96	Completed	\$88,672.57	\$88,672.57		\$90,281.30	\$90,281.30
IL	AURORA	1996	B96MC170002	Economic Development	14E	LMC	296	Completed	\$100,000.00	\$100,000.00		\$100,000.00	\$100,000.00
IL	AURORA	1996	B96MC170002	Economic Development	18A	LMJ	297	Completed	\$30,000.00	\$30,000.00		\$30,000.00	\$30,000.00
IL	AURORA	1996	B96MC170002	Economic Development	18B	LMA	509	Completed	\$137.00	\$137.00		\$137.00	\$137.00
Economic Development									\$259,709.53	\$259,709.53	18.90%	\$264,310.76	\$264,310.76
IL	AURORA	1996	B96MC170002	Housing	14A	LMH	95	Completed	\$13,500.00	\$13,500.00		\$13,500.00	\$13,500.00
IL	AURORA	1996	B96MC170002	Housing	14A	LMH	320	Completed	\$17,852.40	\$17,852.40		\$22,428.99	\$22,428.99
IL	AURORA	1996	B96MC170002	Housing	14A	LMH	336	Completed	\$3,500.00	\$3,500.00		\$3,500.00	\$3,500.00
IL	AURORA	1996	B96MC170002	Housing	14A	LMH	356	Completed	\$25,000.00	\$25,000.00		\$50,000.00	\$50,000.00
IL	AURORA	1996	B96MC170002	Housing	14A	LMH	524	Completed	\$1,390.00	\$1,390.00		\$1,390.00	\$1,390.00
IL	AURORA	1996	B96MC170002	Housing	14A	LMH	535	Completed	\$6,325.00	\$6,325.00		\$6,325.00	\$6,325.00
IL	AURORA	1996	B96MC170002	Housing	14A	LMH	536	Completed	\$6,325.00	\$6,325.00		\$6,325.00	\$6,325.00
IL	AURORA	1996	B96MC170002	Housing	16A	SBA	128	Completed	\$3,614.00	\$3,614.00		\$4,289.00	\$4,289.00
IL	AURORA	1996	B96MC170002	Housing	16A	SBA	129	Completed	\$6,575.00	\$6,575.00		\$10,300.00	\$10,300.00
IL	AURORA	1996	B96MC170002	Housing	16A	SBA	165	Completed	\$1,168.00	\$1,168.00		\$1,168.00	\$1,168.00
IL	AURORA	1996	B96MC170002	Housing	16A	SBA	368	Completed	\$2,430.00	\$2,430.00		\$2,430.00	\$2,430.00
IL	AURORA	1996	B96MC170002	Housing	16A	SBA	369	Completed	\$6,524.00	\$6,524.00		\$6,524.00	\$6,524.00
IL	AURORA	1996	B96MC170002	Housing	16A	SBA	459	Completed	\$1,272.05	\$1,272.05		\$1,272.05	\$1,272.05
IL	AURORA	1996	B96MC170002	Housing	16A	SBA	503	Completed	\$2,029.00	\$2,029.00		\$2,029.00	\$2,029.00
IL	AURORA	1996	B96MC170002	Housing	16A	SBA	507	Completed	\$8,500.00	\$8,500.00		\$8,500.00	\$8,500.00
IL	AURORA	1996	B96MC170002	Housing	16A	SBA	508	Completed	\$1,500.00	\$1,500.00		\$7,007.09	\$7,007.09
IL	AURORA	1996	B96MC170002	Housing	16A	SBS	141	Completed	\$3,700.00	\$3,700.00		\$7,350.00	\$7,350.00
IL	AURORA	1996	B96MC170002	Housing	16A	SBS	166	Completed	\$2,599.75	\$2,599.75		\$2,599.75	\$2,599.75
IL	AURORA	1996	B96MC170002	Housing	16A	SBS	334	Completed	\$8,470.56	\$8,470.56		\$8,470.56	\$8,470.56
IL	AURORA	1996	B96MC170002	Housing	16A	SBS	370	Completed	\$9,000.00	\$9,000.00		\$10,000.00	\$10,000.00
IL	AURORA	1996	B96MC170002	Housing	16A	SBS	459	Completed	\$9,681.00	\$9,681.00		\$9,681.00	\$9,681.00

IL	AURORA	1996	B96MC170002	Housing	16A	SBS	497	Completed	\$10,000.00	\$10,000.00		\$10,000.00	\$10,000.00	
IL	AURORA	1996	B96MC170002	Housing	16A	SBS	502	Completed	\$7,500.00	\$7,500.00		\$7,500.00	\$7,500.00	
IL	AURORA	1996	B96MC170002	Housing	16A	SBS	514	Completed	\$8,900.00	\$8,900.00		\$8,900.00	\$8,900.00	
Housing										\$167,355.76	\$167,355.76	12.18%	\$211,489.44	\$211,489.44
IL	AURORA	1996	B96MC170002	Public Improvements	03A	LMC	105	Completed	\$92,224.00	\$92,224.00		\$118,492.00	\$118,492.00	
IL	AURORA	1996	B96MC170002	Public Improvements	03C	LMC	125	Completed	\$204,080.00	\$204,080.00		\$265,000.00	\$265,000.00	
IL	AURORA	1996	B96MC170002	Public Improvements	03D	LMA	310	Completed	\$50,000.00	\$50,000.00		\$50,000.00	\$50,000.00	
IL	AURORA	1996	B96MC170002	Public Improvements	03D	LMC	97	Completed	\$5,914.25	\$5,914.25		\$31,739.05	\$31,739.05	
IL	AURORA	1996	B96MC170002	Public Improvements	03F	LMA	501	Completed	\$15,000.00	\$15,000.00		\$15,000.00	\$15,000.00	
IL	AURORA	1996	B96MC170002	Public Improvements	03G	LMC	453	Completed	\$6,079.29	\$6,079.29		\$6,079.29	\$6,079.29	
IL	AURORA	1996	B96MC170002	Public Improvements	03L	LMA	398	Completed	\$517.61	\$517.61		\$517.61	\$517.61	
IL	AURORA	1996	B96MC170002	Public Improvements	03L	LMA	498	Completed	\$24,067.43	\$24,067.43		\$71,824.48	\$71,824.48	
IL	AURORA	1996	B96MC170002	Public Improvements	03L	LMA	513	Completed	\$24,050.00	\$24,050.00		\$24,050.00	\$24,050.00	
IL	AURORA	1996	B96MC170002	Public Improvements	03M	LMC	152	Completed	\$4,500.00	\$4,500.00		\$4,500.00	\$4,500.00	
IL	AURORA	1996	B96MC170002	Public Improvements	03P	LMC	330	Completed	\$5,000.00	\$5,000.00		\$5,000.00	\$5,000.00	
IL	AURORA	1996	B96MC170002	Public Improvements	03P	LMC	454	Completed	\$15,000.00	\$15,000.00		\$15,000.00	\$15,000.00	
IL	AURORA	1996	B96MC170002	Public Improvements	03Z	LMA	292	Completed	\$270.00	\$270.00		\$270.00	\$270.00	
IL	AURORA	1996	B96MC170002	Public Improvements	03Z	LMA	308	Completed	\$7,279.75	\$7,279.75		\$7,279.75	\$7,279.75	
IL	AURORA	1996	B96MC170002	Public Improvements	03Z	LMA	324	Completed	\$994.17	\$994.17		\$994.17	\$994.17	
IL	AURORA	1996	B96MC170002	Public Improvements	03Z	LMA	335	Completed	\$201.75	\$201.75		\$201.75	\$201.75	
IL	AURORA	1996	B96MC170002	Public Improvements	03Z	LMA	340	Completed	\$35.00	\$35.00		\$35.00	\$35.00	
IL	AURORA	1996	B96MC170002	Public Improvements	03Z	LMA	341	Completed	\$168.00	\$168.00		\$168.00	\$168.00	
IL	AURORA	1996	B96MC170002	Public Improvements	03Z	LMA	342	Completed	\$623.00	\$623.00		\$623.00	\$623.00	
IL	AURORA	1996	B96MC170002	Public Improvements	03Z	LMA	343	Completed	\$809.00	\$809.00		\$809.00	\$809.00	
IL	AURORA	1996	B96MC170002	Public Improvements	03Z	LMA	344	Completed	\$588.00	\$588.00		\$588.00	\$588.00	
IL	AURORA	1996	B96MC170002	Public Improvements	03Z	LMA	345	Completed	\$525.00	\$525.00		\$525.00	\$525.00	
IL	AURORA	1996	B96MC170002	Public Improvements	03Z	LMA	346	Completed	\$210.00	\$210.00		\$210.00	\$210.00	
IL	AURORA	1996	B96MC170002	Public Improvements	03Z	LMA	347	Completed	\$336.00	\$336.00		\$336.00	\$336.00	
IL	AURORA	1996	B96MC170002	Public Improvements	03Z	LMA	348	Completed	\$434.00	\$434.00		\$434.00	\$434.00	
IL	AURORA	1996	B96MC170002	Public Improvements	03Z	LMA	349	Completed	\$56.00	\$56.00		\$56.00	\$56.00	
IL	AURORA	1996	B96MC170002	Public Improvements	03Z	LMA	350	Completed	\$399.00	\$399.00		\$399.00	\$399.00	
IL	AURORA	1996	B96MC170002	Public Improvements	03Z	LMA	352	Completed	\$3,871.74	\$3,871.74		\$3,871.74	\$3,871.74	
IL	AURORA	1996	B96MC170002	Public Improvements	03Z	LMA	358	Completed	\$1,633.75	\$1,633.75		\$1,633.75	\$1,633.75	
IL	AURORA	1996	B96MC170002	Public Improvements	03Z	LMA	375	Completed	\$240.00	\$240.00		\$240.00	\$240.00	
IL	AURORA	1996	B96MC170002	Public Improvements	03Z	LMA	376	Completed	\$180.00	\$180.00		\$180.00	\$180.00	
IL	AURORA	1996	B96MC170002	Public Improvements	03Z	LMA	377	Completed	\$133.00	\$133.00		\$133.00	\$133.00	
IL	AURORA	1996	B96MC170002	Public Improvements	03Z	LMA	378	Completed	\$658.25	\$658.25		\$658.25	\$658.25	
IL	AURORA	1996	B96MC170002	Public Improvements	03Z	LMA	379	Completed	\$639.00	\$639.00		\$639.00	\$639.00	
IL	AURORA	1996	B96MC170002	Public Improvements	03Z	LMA	380	Completed	\$683.50	\$683.50		\$683.50	\$683.50	
IL	AURORA	1996	B96MC170002	Public Improvements	03Z	LMA	381	Completed	\$260.00	\$260.00		\$260.00	\$260.00	
IL	AURORA	1996	B96MC170002	Public Improvements	03Z	LMA	382	Completed	\$502.00	\$502.00		\$502.00	\$502.00	
IL	AURORA	1996	B96MC170002	Public Improvements	03Z	LMA	383	Completed	\$392.00	\$392.00		\$392.00	\$392.00	
IL	AURORA	1996	B96MC170002	Public Improvements	03Z	LMA	384	Completed	\$470.95	\$470.95		\$470.95	\$470.95	
IL	AURORA	1996	B96MC170002	Public Improvements	03Z	LMA	385	Completed	\$919.40	\$919.40		\$919.40	\$919.40	
IL	AURORA	1996	B96MC170002	Public Improvements	03Z	LMA	386	Completed	\$500.53	\$500.53		\$500.53	\$500.53	
IL	AURORA	1996	B96MC170002	Public Improvements	03Z	LMA	387	Completed	\$490.00	\$490.00		\$490.00	\$490.00	
IL	AURORA	1996	B96MC170002	Public Improvements	03Z	LMA	388	Completed	\$787.55	\$787.55		\$787.55	\$787.55	
IL	AURORA	1996	B96MC170002	Public Improvements	03Z	LMA	389	Completed	\$843.32	\$843.32		\$843.32	\$843.32	
IL	AURORA	1996	B96MC170002	Public Improvements	03Z	LMA	390	Completed	\$812.26	\$812.26		\$812.26	\$812.26	
IL	AURORA	1996	B96MC170002	Public Improvements	03Z	LMA	391	Completed	\$492.32	\$492.32		\$492.32	\$492.32	
IL	AURORA	1996	B96MC170002	Public Improvements	03Z	LMA	392	Completed	\$571.84	\$571.84		\$571.84	\$571.84	
IL	AURORA	1996	B96MC170002	Public Improvements	03Z	LMA	393	Completed	\$134.61	\$134.61		\$134.61	\$134.61	
IL	AURORA	1996	B96MC170002	Public Improvements	03Z	LMA	396	Completed	\$721.16	\$721.16		\$721.16	\$721.16	
IL	AURORA	1996	B96MC170002	Public Improvements	03Z	LMA	397	Completed	\$398.36	\$398.36		\$398.36	\$398.36	
IL	AURORA	1996	B96MC170002	Public Improvements	03Z	LMA	399	Completed	\$436.40	\$436.40		\$436.40	\$436.40	
IL	AURORA	1996	B96MC170002	Public Improvements	03Z	LMA	400	Completed	\$867.95	\$867.95		\$867.95	\$867.95	
IL	AURORA	1996	B96MC170002	Public Improvements	03Z	LMA	409	Completed	\$428.00	\$428.00		\$428.00	\$428.00	
IL	AURORA	1996	B96MC170002	Public Improvements	03Z	LMA	410	Completed	\$402.50	\$402.50		\$402.50	\$402.50	
IL	AURORA	1996	B96MC170002	Public Improvements	03Z	LMA	411	Completed	\$444.00	\$444.00		\$444.00	\$444.00	
IL	AURORA	1996	B96MC170002	Public Improvements	03Z	LMA	412	Completed	\$296.00	\$296.00		\$296.00	\$296.00	
IL	AURORA	1996	B96MC170002	Public Improvements	03Z	LMA	461	Completed	\$618.75	\$618.75		\$618.75	\$618.75	
IL	AURORA	1996	B96MC170002	Public Improvements	03Z	LMA	484	Completed	\$4,530.00	\$4,530.00		\$4,530.00	\$4,530.00	
IL	AURORA	1996	B96MC170002	Public Improvements	03Z	LMA	504	Completed	\$10,000.00	\$10,000.00		\$10,000.00	\$10,000.00	
IL	AURORA	1996	B96MC170002	Public Improvements	03Z	LMA	537	Completed	\$4,027.56	\$4,027.56		\$9,400.00	\$9,400.00	
IL	AURORA	1996	B96MC170002	Public Improvements	03Z	LMC	94	Completed	\$6,250.00	\$6,250.00		\$6,250.00	\$6,250.00	
IL	AURORA	1996	B96MC170002	Public Improvements	03Z	LMC	158	Completed	\$8,250.00	\$8,250.00		\$8,250.00	\$8,250.00	
IL	AURORA	1996	B96MC170002	Public Improvements	03Z	LMC	285	Completed	\$644.00	\$644.00		\$644.00	\$644.00	
IL	AURORA	1996	B96MC170002	Public Improvements	03Z	LMC	286	Completed	\$381.87	\$381.87		\$381.87	\$381.87	

IL	AURORA	1996	B96MC170002	Public Improvements	03Z	LMC	439	Completed	\$346.50	\$346.50		\$346.50	\$346.50
IL	AURORA	1996	B96MC170002	Public Improvements	03Z	LMC	440	Completed	\$242.00	\$242.00		\$242.00	\$242.00
IL	AURORA	1996	B96MC170002	Public Improvements	03Z	LMC	441	Completed	\$1,473.50	\$1,473.50		\$1,473.50	\$1,473.50
IL	AURORA	1996	B96MC170002	Public Improvements	03Z	LMC	442	Completed	\$264.00	\$264.00		\$264.00	\$264.00
IL	AURORA	1996	B96MC170002	Public Improvements	03Z	LMC	443	Completed	\$217.60	\$217.60		\$217.60	\$217.60
IL	AURORA	1996	B96MC170002	Public Improvements	03Z	LMC	444	Completed	\$602.00	\$602.00		\$602.00	\$602.00
IL	AURORA	1996	B96MC170002	Public Improvements	03Z	LMC	447	Completed	\$253.50	\$253.50		\$253.50	\$253.50
IL	AURORA	1996	B96MC170002	Public Improvements	03Z	LMC	448	Completed	\$2,161.00	\$2,161.00		\$2,161.00	\$2,161.00
IL	AURORA	1996	B96MC170002	Public Improvements	03Z	LMC	449	Completed	\$743.75	\$743.75		\$743.75	\$743.75
IL	AURORA	1996	B96MC170002	Public Improvements	03Z	LMC	450	Completed	\$180.50	\$180.50		\$180.50	\$180.50
IL	AURORA	1996	B96MC170002	Public Improvements	03Z	LMC	451	Completed	\$288.00	\$288.00		\$288.00	\$288.00
IL	AURORA	1996	B96MC170002	Public Improvements	03Z	LMC	452	Completed	\$525.00	\$525.00		\$525.00	\$525.00
IL	AURORA	1996	B96MC170002	Public Improvements	03Z	LMC	462	Completed	\$453.25	\$453.25		\$453.25	\$453.25
IL	AURORA	1996	B96MC170002	Public Improvements	03Z	LMC	463	Completed	\$306.00	\$306.00		\$306.00	\$306.00
IL	AURORA	1996	B96MC170002	Public Improvements	03Z	LMC	469	Completed	\$80.13	\$80.13		\$80.13	\$80.13
IL	AURORA	1996	B96MC170002	Public Improvements	03Z	LMC	470	Completed	\$103.62	\$103.62		\$103.62	\$103.62
IL	AURORA	1996	B96MC170002	Public Improvements	03Z	LMC	471	Completed	\$248.00	\$248.00		\$248.00	\$248.00
IL	AURORA	1996	B96MC170002	Public Improvements	03Z	LMC	474	Completed	\$298.00	\$298.00		\$298.00	\$298.00
IL	AURORA	1996	B96MC170002	Public Improvements	03Z	LMC	475	Completed	\$133.00	\$133.00		\$133.00	\$133.00
IL	AURORA	1996	B96MC170002	Public Improvements	03Z	LMC	476	Completed	\$308.00	\$308.00		\$308.00	\$308.00
IL	AURORA	1996	B96MC170002	Public Improvements	03Z	LMC	477	Completed	\$87.50	\$87.50		\$87.50	\$87.50
IL	AURORA	1996	B96MC170002	Public Improvements	03Z	LMC	478	Completed	\$139.00	\$139.00		\$139.00	\$139.00
IL	AURORA	1996	B96MC170002	Public Improvements	03Z	LMC	479	Completed	\$312.00	\$312.00		\$312.00	\$312.00
IL	AURORA	1996	B96MC170002	Public Improvements	03Z	LMC	480	Completed	\$306.25	\$306.25		\$306.25	\$306.25
IL	AURORA	1996	B96MC170002	Public Improvements	03Z	LMC	481	Completed	\$133.00	\$133.00		\$133.00	\$133.00
IL	AURORA	1996	B96MC170002	Public Improvements	03Z	LMC	482	Completed	\$264.00	\$264.00		\$264.00	\$264.00
IL	AURORA	1996	B96MC170002	Public Improvements	03Z	LMC	483	Completed	\$812.00	\$812.00		\$812.00	\$812.00
IL	AURORA	1996	B96MC170002	Public Improvements	03Z	LMC	485	Completed	\$554.75	\$554.75		\$554.75	\$554.75
IL	AURORA	1996	B96MC170002	Public Improvements	03Z	LMC	486	Completed	\$304.64	\$304.64		\$304.64	\$304.64
IL	AURORA	1996	B96MC170002	Public Improvements	03Z	LMC	487	Completed	\$150.00	\$150.00		\$150.00	\$150.00
IL	AURORA	1996	B96MC170002	Public Improvements	03Z	LMC	488	Completed	\$336.00	\$336.00		\$336.00	\$336.00
IL	AURORA	1996	B96MC170002	Public Improvements	03Z	LMC	489	Completed	\$393.75	\$393.75		\$393.75	\$393.75
IL	AURORA	1996	B96MC170002	Public Improvements	03Z	LMC	490	Completed	\$240.00	\$240.00		\$240.00	\$240.00
IL	AURORA	1996	B96MC170002	Public Improvements	03Z	LMC	491	Completed	\$437.50	\$437.50		\$437.50	\$437.50
IL	AURORA	1996	B96MC170002	Public Improvements	03Z	LMC	492	Completed	\$113.75	\$113.75		\$113.75	\$113.75
IL	AURORA	1996	B96MC170002	Public Improvements	03Z	LMC	493	Completed	\$296.00	\$296.00		\$296.00	\$296.00
IL	AURORA	1996	B96MC170002	Public Improvements	03Z	LMC	494	Completed	\$187.00	\$187.00		\$187.00	\$187.00
IL	AURORA	1996	B96MC170002	Public Improvements	03Z	LMC	495	Completed	\$402.50	\$402.50		\$402.50	\$402.50
IL	AURORA	1996	B96MC170002	Public Improvements	16B	SBS	167	Completed	\$3,950.00	\$3,950.00		\$3,950.00	\$3,950.00
Public Improvements									\$559,809.41	\$559,809.41	40.74%	\$725,951.70	\$725,951.70
IL	AURORA	1996	B96MC170002	Public Services	03T	LMC	351	Completed	\$11,250.00	\$11,250.00		\$15,000.00	\$15,000.00
IL	AURORA	1996	B96MC170002	Public Services	05A	LMC	93	Completed	\$1,250.00	\$1,250.00		\$1,250.00	\$1,250.00
IL	AURORA	1996	B96MC170002	Public Services	05A	LMC	406	Completed	\$2,225.00	\$2,225.00		\$4,450.00	\$4,450.00
IL	AURORA	1996	B96MC170002	Public Services	05D	LMC	131	Completed	\$3,000.00	\$3,000.00		\$6,000.00	\$6,000.00
IL	AURORA	1996	B96MC170002	Public Services	05D	LMC	138	Completed	\$12,630.00	\$12,630.00		\$18,945.00	\$18,945.00
IL	AURORA	1996	B96MC170002	Public Services	05D	LMC	284	Completed	\$2,100.00	\$2,100.00		\$2,100.00	\$2,100.00
IL	AURORA	1996	B96MC170002	Public Services	05D	LMC	290	Completed	\$3,750.00	\$3,750.00		\$3,750.00	\$3,750.00
IL	AURORA	1996	B96MC170002	Public Services	05D	LMC	313	Completed	\$23,250.00	\$23,250.00		\$31,000.00	\$31,000.00
IL	AURORA	1996	B96MC170002	Public Services	05D	LMC	315	Completed	\$3,337.50	\$3,337.50		\$13,350.00	\$13,350.00
IL	AURORA	1996	B96MC170002	Public Services	05D	LMC	316	Completed	\$5,006.34	\$5,006.34		\$6,675.00	\$6,675.00
IL	AURORA	1996	B96MC170002	Public Services	05D	LMC	333	Completed	\$5,340.00	\$5,340.00		\$5,340.00	\$5,340.00
IL	AURORA	1996	B96MC170002	Public Services	05D	LMC	355	Completed	\$16,687.50	\$16,687.50		\$22,250.00	\$22,250.00
IL	AURORA	1996	B96MC170002	Public Services	05D	LMC	446	Completed	\$890.00	\$890.00		\$890.00	\$890.00
IL	AURORA	1996	B96MC170002	Public Services	05D	LMC	455	Completed	\$3,337.50	\$3,337.50		\$4,450.00	\$4,450.00
IL	AURORA	1996	B96MC170002	Public Services	05D	LMC	496	Completed	\$1,446.25	\$1,446.25		\$5,785.00	\$5,785.00
IL	AURORA	1996	B96MC170002	Public Services	05G	LMC	92	Completed	\$3,750.00	\$3,750.00		\$3,750.00	\$3,750.00
IL	AURORA	1996	B96MC170002	Public Services	05G	LMC	314	Completed	\$8,900.00	\$8,900.00		\$17,800.00	\$17,800.00
IL	AURORA	1996	B96MC170002	Public Services	05M	LMC	312	Completed	\$2,225.00	\$2,225.00		\$8,900.00	\$8,900.00
IL	AURORA	1996	B96MC170002	Public Services	05N	LMC	456	Completed	\$1,003.00	\$1,003.00		\$1,003.00	\$1,003.00
IL	AURORA	1996	B96MC170002	Public Services	05R	LMC	395	Completed	\$5,562.50	\$5,562.50		\$22,250.00	\$22,250.00
IL	AURORA	1996	B96MC170002	Public Services	05T	LMH	140	Completed	\$326.37	\$326.37		\$326.37	\$326.37
IL	AURORA	1996	B96MC170002	Public Services	05Z	LMC	329	Completed	\$2,225.00	\$2,225.00		\$8,900.00	\$8,900.00
IL	AURORA	1996	B96MC170002	Public Services	05Z	LMC	506	Completed	\$4,450.00	\$4,450.00		\$4,450.00	\$4,450.00
Public Services									\$123,941.96	\$123,941.96	9.02%	\$208,614.37	\$208,614.37
Total 1996									\$1,374,000.00	\$1,374,000.00	100.00%	\$1,700,562.77	\$1,700,562.77
Total Grant Amount for 1995 Grant year = \$1,406,000.00													
State	Grantee	Grant	Grant	Activity	Matrix	National	IDIS	Activity	Amount Funded	Amount Drawn	% of CDBG Drawn	Total CDBG Funded	Total CDBG Drawn

	Name	Year	Number	Group	Code	Objective	Activity	Status	From Selected Grant	From Selected Grant	From Selected Grant/Grant Amount	Amount (All Years All Sources)	Amount (All Years All Sources)
IL	AURORA	1995	B95MC170002	Acquisition	01		2	Open	\$1,001,016.79	\$1,001,016.79		\$7,349,174.12	\$7,349,174.12
IL	AURORA	1995	B95MC170002	Acquisition	08	LMC	130	Completed	\$350.00	\$350.00		\$350.00	\$350.00
Acquisition									\$1,001,366.79	\$1,001,366.79	71.22%	\$7,349,524.12	\$7,349,524.12
IL	AURORA	1995	B95MC170002	Administrative And Planning	21D		132	Completed	\$4,666.66	\$4,666.66		\$14,000.00	\$14,000.00
IL	AURORA	1995	B95MC170002	Administrative And Planning	21D		133	Completed	\$4,666.66	\$4,666.66		\$14,000.00	\$14,000.00
Administrative And Planning									\$9,333.32	\$9,333.32	0.66%	\$28,000.00	\$28,000.00
IL	AURORA	1995	B95MC170002	Economic Development	14E	LMA	44	Completed	\$44,718.70	\$44,718.70		\$44,718.70	\$44,718.70
IL	AURORA	1995	B95MC170002	Economic Development	14E	LMA	121	Completed	\$1,400.00	\$1,400.00		\$3,775.00	\$3,775.00
IL	AURORA	1995	B95MC170002	Economic Development	14E	LMA	127	Completed	\$1,187.50	\$1,187.50		\$2,274.56	\$2,274.56
IL	AURORA	1995	B95MC170002	Economic Development	14E	LMC	96	Completed	\$1,608.73	\$1,608.73		\$90,281.30	\$90,281.30
IL	AURORA	1995	B95MC170002	Economic Development	14E	LMC	104	Completed	\$100,652.00	\$100,652.00		\$100,652.00	\$100,652.00
IL	AURORA	1995	B95MC170002	Economic Development	14E	LMC	109	Completed	\$4,200.00	\$4,200.00		\$4,200.00	\$4,200.00
IL	AURORA	1995	B95MC170002	Economic Development	14E	SBS	35	Completed	\$13,968.06	\$13,968.06		\$13,968.06	\$13,968.06
IL	AURORA	1995	B95MC170002	Economic Development	18B	LMA	126	Completed	\$475.00	\$475.00		\$475.00	\$475.00
Economic Development									\$168,209.99	\$168,209.99	11.96%	\$260,344.62	\$260,344.62
IL	AURORA	1995	B95MC170002	Housing	14A	LMH	106	Completed	\$6,996.00	\$6,996.00		\$6,996.00	\$6,996.00
IL	AURORA	1995	B95MC170002	Housing	14D	LMH	41	Completed	\$3,750.00	\$3,750.00		\$3,750.00	\$3,750.00
IL	AURORA	1995	B95MC170002	Housing	14G	LMH	54	Completed	\$13,500.00	\$13,500.00		\$13,500.00	\$13,500.00
IL	AURORA	1995	B95MC170002	Housing	16A	SBA	45	Completed	\$20,710.13	\$20,710.13		\$20,710.13	\$20,710.13
IL	AURORA	1995	B95MC170002	Housing	16A	SBA	128	Completed	\$675.00	\$675.00		\$4,289.00	\$4,289.00
IL	AURORA	1995	B95MC170002	Housing	16A	SBA	129	Completed	\$3,725.00	\$3,725.00		\$10,300.00	\$10,300.00
IL	AURORA	1995	B95MC170002	Housing	16A	SBS	141	Completed	\$3,650.00	\$3,650.00		\$7,350.00	\$7,350.00
IL	AURORA	1995	B95MC170002	Housing	16A	SBS	151	Completed	\$974.57	\$974.57		\$974.57	\$974.57
Housing									\$53,980.70	\$53,980.70	3.84%	\$67,869.70	\$67,869.70
IL	AURORA	1995	B95MC170002	Public Improvements	03A	LMC	105	Completed	\$26,268.00	\$26,268.00		\$118,492.00	\$118,492.00
IL	AURORA	1995	B95MC170002	Public Improvements	03C	LMC	125	Completed	\$34,420.00	\$34,420.00		\$265,000.00	\$265,000.00
IL	AURORA	1995	B95MC170002	Public Improvements	03K	LMA	150	Completed	\$2,000.25	\$2,000.25		\$2,000.25	\$2,000.25
IL	AURORA	1995	B95MC170002	Public Improvements	03L	LMA	40	Completed	\$1,250.00	\$1,250.00		\$1,250.00	\$1,250.00
IL	AURORA	1995	B95MC170002	Public Improvements	03L	LMA	98	Completed	\$6,695.52	\$6,695.52		\$6,695.52	\$6,695.52
IL	AURORA	1995	B95MC170002	Public Improvements	03Z	LMA	43	Completed	\$6,250.00	\$6,250.00		\$6,250.00	\$6,250.00
IL	AURORA	1995	B95MC170002	Public Improvements	03Z	LMA	103	Completed	\$9,767.00	\$9,767.00		\$9,767.00	\$9,767.00
IL	AURORA	1995	B95MC170002	Public Improvements	03Z	LMC	134	Completed	\$557.38	\$557.38		\$557.38	\$557.38
IL	AURORA	1995	B95MC170002	Public Improvements	16B	LMA	147	Completed	\$914.90	\$914.90		\$914.90	\$914.90
Public Improvements									\$88,123.05	\$88,123.05	6.27%	\$410,927.05	\$410,927.05
IL	AURORA	1995	B95MC170002	Public Services	05D	LMC	14	Completed	\$7,805.41	\$7,805.41		\$7,805.41	\$7,805.41
IL	AURORA	1995	B95MC170002	Public Services	05D	LMC	120	Completed	\$7,750.00	\$7,750.00		\$7,750.00	\$7,750.00
IL	AURORA	1995	B95MC170002	Public Services	05D	LMC	131	Completed	\$3,000.00	\$3,000.00		\$6,000.00	\$6,000.00
IL	AURORA	1995	B95MC170002	Public Services	05D	LMC	138	Completed	\$6,315.00	\$6,315.00		\$18,945.00	\$18,945.00
IL	AURORA	1995	B95MC170002	Public Services	05D	LMC	139	Completed	\$40,157.38	\$40,157.38		\$40,157.38	\$40,157.38
IL	AURORA	1995	B95MC170002	Public Services	05R	LMC	28	Completed	\$16,355.36	\$16,355.36		\$16,355.36	\$16,355.36
IL	AURORA	1995	B95MC170002	Public Services	05Z	LMC	55	Completed	\$3,603.00	\$3,603.00		\$3,603.00	\$3,603.00
Public Services									\$84,986.15	\$84,986.15	6.04%	\$100,616.15	\$100,616.15
Total 1995									\$1,406,000.00	\$1,406,000.00	100.00%	\$8,217,281.64	\$8,217,281.64

Total Grant Amount for 1994 Grant year = \$1,341,000.00

State	Grantee Name	Grant Year	Grant Number	Activity Group	Matrix Code	National Objective	IDIS Activity	Activity Status	Amount Funded From Selected Grant	Amount Drawn From Selected Grant	% of CDBG Drawn From Selected Grant/Grant Amount	Total CDBG Funded Amount (All Years All Sources)	Total CDBG Drawn Amount (All Years All Sources)
IL	AURORA	1994	B94MC170002	Acquisition	01		2	Open	\$1,341,000.00	\$1,341,000.00		\$7,349,174.12	\$7,349,174.12
Acquisition									\$1,341,000.00	\$1,341,000.00	100.00%	\$7,349,174.12	\$7,349,174.12
Total 1994									\$1,341,000.00	\$1,341,000.00	100.00%	\$7,349,174.12	\$7,349,174.12

Total Grant Amount for 1993 Grant year = \$1,232,000.00

State	Grantee Name	Grant Year	Grant Number	Activity Group	Matrix Code	National Objective	IDIS Activity	Activity Status	Amount Funded From Selected Grant	Amount Drawn From Selected Grant	% of CDBG Drawn From Selected Grant/Grant Amount	Total CDBG Funded Amount (All Years All Sources)	Total CDBG Drawn Amount (All Years All Sources)
IL	AURORA	1993	B93MC170002	Acquisition	01		2	Open	\$1,232,000.00	\$1,232,000.00		\$7,349,174.12	\$7,349,174.12
Acquisition									\$1,232,000.00	\$1,232,000.00	100.00%	\$7,349,174.12	\$7,349,174.12
Total 1993									\$1,232,000.00	\$1,232,000.00	100.00%	\$7,349,174.12	\$7,349,174.12

Total Grant Amount for 1992 Grant year = \$973,000.00

State	Grantee Name	Grant Year	Grant Number	Activity Group	Matrix Code	National Objective	IDIS Activity	Activity Status	Amount Funded From Selected Grant	Amount Drawn From Selected Grant	% of CDBG Drawn From Selected Grant/Grant Amount	Total CDBG Funded Amount (All Years All Sources)	Total CDBG Drawn Amount (All Years All Sources)
IL	AURORA	1992	B92MC170002	Acquisition	01		2	Open	\$973,000.00	\$973,000.00		\$7,349,174.12	\$7,349,174.12
Acquisition									\$973,000.00	\$973,000.00	100.00%	\$7,349,174.12	\$7,349,174.12
Total 1992									\$973,000.00	\$973,000.00	100.00%	\$7,349,174.12	\$7,349,174.12

Total Grant Amount for 1991 Grant year = \$906,000.00													
State	Grantee Name	Grant Year	Grant Number	Activity Group	Matrix Code	National Objective	IDIS Activity	Activity Status	Amount Funded From Selected Grant	Amount Drawn From Selected Grant	% of CDBG Drawn From Selected Grant/Grant Amount	Total CDBG Funded Amount (All Years All Sources)	Total CDBG Drawn Amount (All Years All Sources)
IL	AURORA	1991	B91MC170002	Acquisition	01		2	Open	\$906,000.00	\$906,000.00		\$7,349,174.12	\$7,349,174.12
Acquisition									\$906,000.00	\$906,000.00	100.00%	\$7,349,174.12	\$7,349,174.12
Total 1991									\$906,000.00	\$906,000.00	100.00%	\$7,349,174.12	\$7,349,174.12

Total Grant Amount for 1990 Grant year = \$811,000.00													
State	Grantee Name	Grant Year	Grant Number	Activity Group	Matrix Code	National Objective	IDIS Activity	Activity Status	Amount Funded From Selected Grant	Amount Drawn From Selected Grant	% of CDBG Drawn From Selected Grant/Grant Amount	Total CDBG Funded Amount (All Years All Sources)	Total CDBG Drawn Amount (All Years All Sources)
IL	AURORA	1990	B90MC170002	Acquisition	01		2	Open	\$811,000.00	\$811,000.00		\$7,349,174.12	\$7,349,174.12
Acquisition									\$811,000.00	\$811,000.00	100.00%	\$7,349,174.12	\$7,349,174.12
Total 1990									\$811,000.00	\$811,000.00	100.00%	\$7,349,174.12	\$7,349,174.12

Total Grant Amount for 1989 Grant year = \$849,000.00													
State	Grantee Name	Grant Year	Grant Number	Activity Group	Matrix Code	National Objective	IDIS Activity	Activity Status	Amount Funded From Selected Grant	Amount Drawn From Selected Grant	% of CDBG Drawn From Selected Grant/Grant Amount	Total CDBG Funded Amount (All Years All Sources)	Total CDBG Drawn Amount (All Years All Sources)
IL	AURORA	1989	B89MC170002	Acquisition	01		2	Open	\$849,000.00	\$849,000.00		\$7,349,174.12	\$7,349,174.12
Acquisition									\$849,000.00	\$849,000.00	100.00%	\$7,349,174.12	\$7,349,174.12
Total 1989									\$849,000.00	\$849,000.00	100.00%	\$7,349,174.12	\$7,349,174.12
Grand Total									\$37,112,126.45	\$36,659,289.38	98.41%	\$127,103,519.56	\$126,243,954.03

This page left intentionally blank.

Appendix E

PR-33 – HOME Matching Liability Report

This page left intentionally blank.

U.S. Department of Housing and Urban Development
Office of Community Planning and Development
Integrated Disbursement and Information System
Home Matching Liability Report

AURORA, IL

FiscalYear	MatchPercent	TotalDisbursements	Disbursements Requiring Match	Match LiabilityAmount
2012	25.0 %	\$367,404.98	\$296,847.39	\$74,211.84
2013	25.0 %	\$793,480.69	\$695,494.88	\$173,873.72
2014	25.0 %	\$731,267.03	\$665,637.73	\$166,409.43
2015	25.0 %	\$65,559.13	\$59,213.76	\$14,803.44
2016	25.0 %	\$596,973.03	\$567,378.00	\$141,844.50
2017	25.0 %	\$18,933.72	\$0.00	\$0.00
2018	25.0 %	\$28,988.45	\$0.00	\$0.00

This page left intentionally blank.

Appendix F

PR-91 - ESG Financial Summary

This page left intentionally blank.

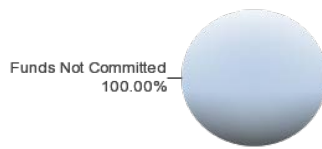
ESG Program Level Summary

Grant Number	Total Grant Amount	Total Funds Committed	Total Funds Available to	% of Grant Funds Not Committed	Grant Funds Drawn	% of Grant Funds Drawn	Available to Draw	% Remaining to Draw
E18MC170002	\$136,287.00	\$0.00	\$136,287.00	100.00%	\$0.00	0.00%	\$136,287.00	100.00%


ESG Program Components

Activity Type	to Activities	Committed	Drawn Amount	% of Grant Drawn
Street Outreach	\$0.00	0.00%	\$0.00	0.00%
Shelter	\$0.00	0.00%	\$0.00	0.00%
Homeless Prevention	\$0.00	0.00%	\$0.00	0.00%
Rapid Re-Housing	\$0.00	0.00%	\$0.00	0.00%
Data Collection (HMIS)	\$0.00	0.00%	\$0.00	0.00%
Administration	\$0.00	0.00%	\$0.00	0.00%
Funds Not Committed	\$136,287.00	100.00%	\$0.00	0.00%
Funds Remaining to Draw	\$0.00	0.00%	\$136,287.00	100.00%
Total	\$136,287.00	100.00%	\$136,287.00	100.00%

Funds Committed



Funds Drawn



- Street Outreach
- Shelter
- Homeless Prevention
- Rapid Re-Housing
- Data Collection (HMIS)
- Administration
- Funds Not Committed
- Funds Remaining to Draw

- Street Outreach
- Shelter
- Homeless Prevention
- Rapid Re-Housing
- Data Collection (HMIS)
- Administration
- Funds Not Committed
- Funds Remaining to Draw

24-Month Grant Expenditure Deadline

All of the recipient's grant must be expended for eligible activity costs within 24 months after the date HUD signs the grant agreement with the recipient. Expenditure means either an actual cash disbursement for a direct charge for a good or service or an indirect cost or the accrual of a direct charge for a good or service or an indirect cost. This report uses draws in IDIS to measure expenditures. HUD allocated Fiscal Year 2011 ESG funds in two allocations. For FY2011, this Obligation Date is the date of the first allocation. This report does not list the Obligation Date, does not calculate the Expenditure Deadline, and does not track the Days Remaining for the FY 2011 second allocation.

Grant Amount: \$136,287.00

Grant Number	Draws to Date	Date	Deadline	Meet Requirement	Required
E18MC170002	\$0.00	12/18/2018	12/18/2020	667	\$136,287.00

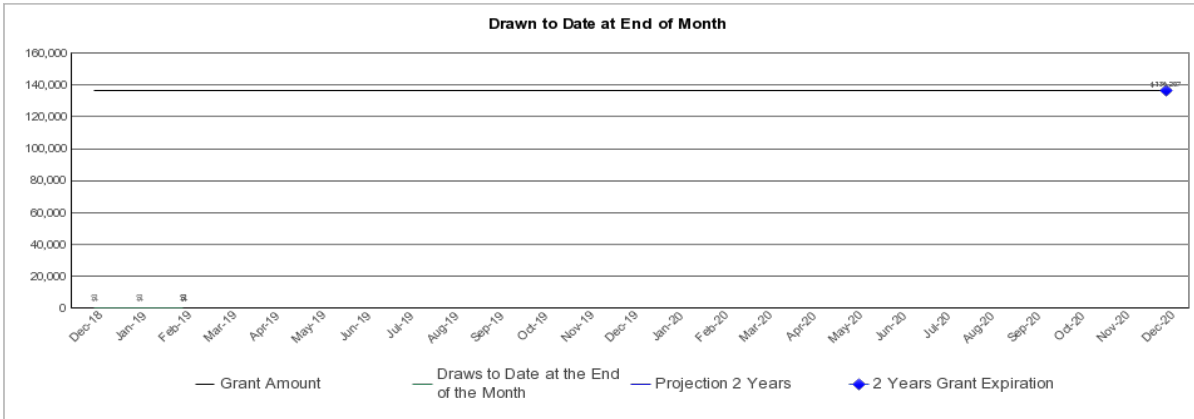
60% Cap on Emergency Shelter and Street Outreach

The cap refers to the total amount of the recipient's fiscal year grant, allowed for emergency shelter and street outreach activities, is capped at 60 percent. This amount cannot exceed the greater of: (1) 60% of the overall grant for the year, or, (2) the amount of Fiscal Year 2010 ESG funds committed for homeless assistance activities.

Shelter	Outreach	Shelter and Street Outreach	Street Outreach	Homeless Assistance	Street Outreach	Street Outreach
\$0.00	\$0.00	\$0.00	0.00%		\$0.00	0.00%

ESG Draws By Month (at the total grant level):

Grant Amount: 136,287.00



ESG Draws By Quarter (at the total grant level):

Quarter End Date	Quarter	the End of the	Quarter	at End of Quarter
12/31/2018	\$0.00	\$0.00	0.00%	0.00%
03/31/2019	\$0.00	\$0.00	0.00%	0.00%

This page left intentionally blank.