FINAL PLAN

FOR

LOT 1A OF THE WEST RIDGE CORPORATE CENTER
PHASE III 1st RESUBDIVISION

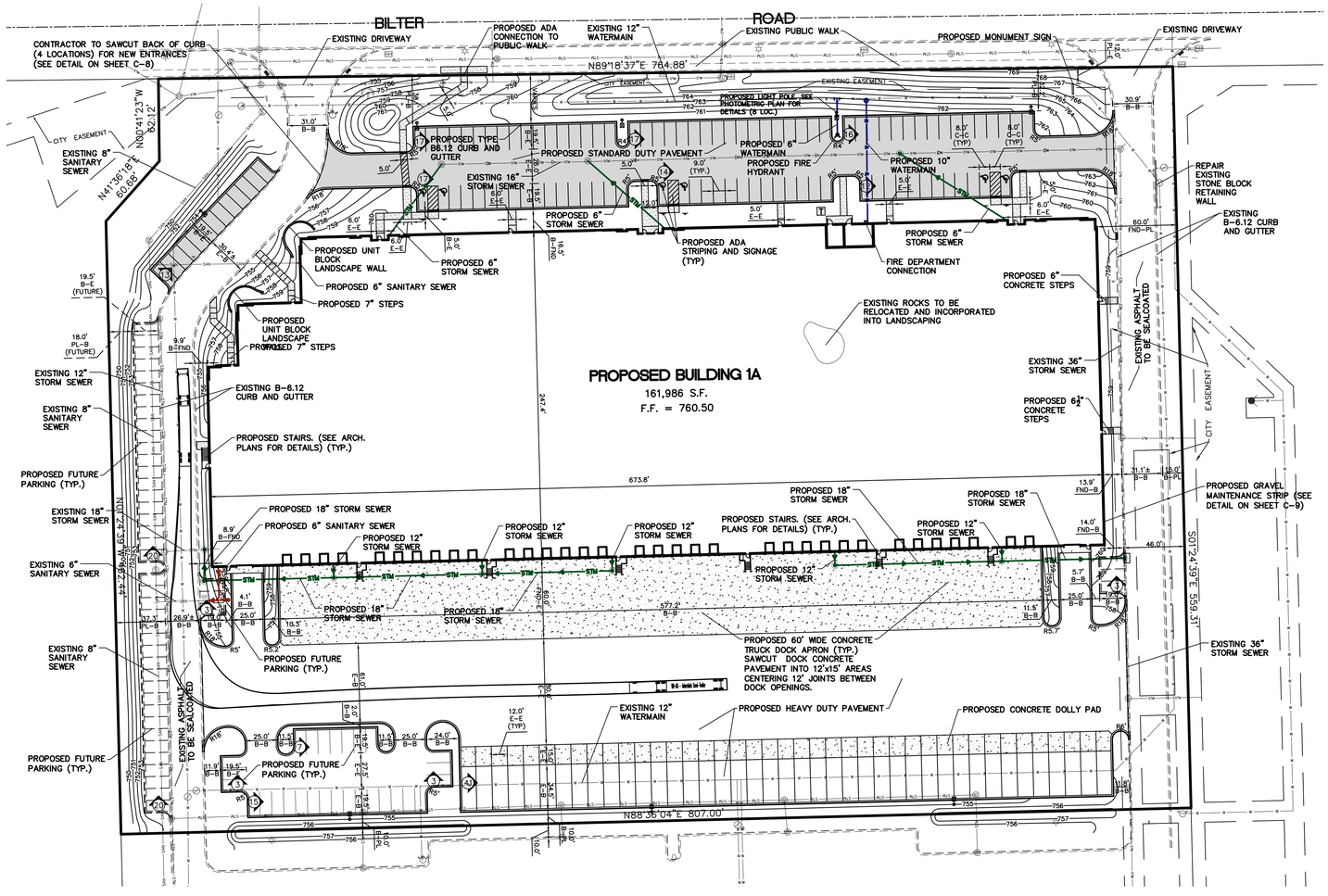

PAVEMENT LEGEND

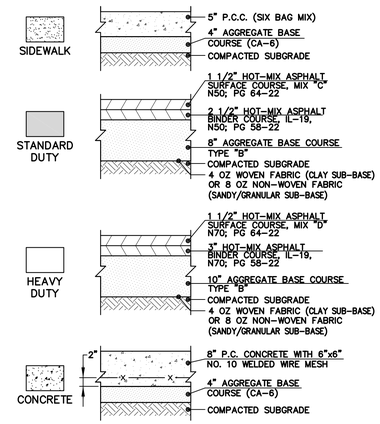

LOCATION MAP

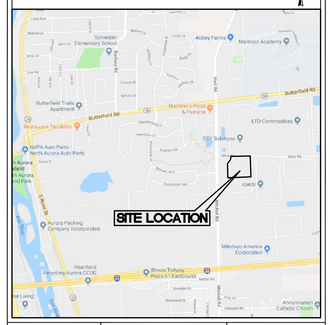

SECTION:	2	TOWNSHIP:	38N	RANGE:	8E

PARKING REQUIREMENTS

BUILDING AREA	=	161,986 S.F.
OFFICE (ASSUMED 5%)	=	8,100 S.F.
WAREHOUSE	=	153,886 S.F.

PARKING REQUIRED:

8,100 S.F. OFFICE * 1 SPACE / 300 S.F.	= 27 SPACES
150,000 S.F. WAREHOUSE * 1 SPACE / 1,000 S.F.	= 150 SPACES
3,886 S.F. WAREHOUSE * 1 SPACE / 2,500 S.F.	= 1.5 –> 2 SPACES
	179 SPACES REQUIRED

PARKING DATA

PROPOSED REGULAR SPACES	100
PROPOSED ADA ACCESSIBLE SPACES	6
PROPOSED TOTAL SPACES	106
FUTURE PARKING	74
TOTAL FUTURE PARKING	180

LEGEND

EXISTING	DESCRIPTION	PROPOSED
	CATCH BASIN	
	INLET	
	STORM MANHOLE	
	SANITARY MANHOLE	
	VALVE VAULT	
	FIRE HYDRANT	
	ELECTRICAL POWER POLE	
–OHW–	OVERHEAD ELECTRIC WIRES	–OHW–
	TRANSFORMER PAD	
	B/BOX	
	LIGHT POLE	
	SIGN	
	BOLLARD POLE	
–W–	WATER MAIN	–W–
–G–	GAS MAIN	–G–
–E–	ELECTRIC LINE	–E–
–T–	TELEPHONE LINE	–T–
–C–	CABLE TV LINE	–C–
SAN	SANITARY SEWER	SAN
STM	STORM SEWER	STM
	GUY POLE	
	CONIFEROUS TREE W/DIAMETER	
	DECIDUOUS TREE W/DIAMETER	
	CHAIN LINK FENCE	
	CONCRETE SURFACE	
	CONTOUR LINE	
	PERVIOUS AREA SLOPE DIRECTION	
	PAVEMENT SLOPE DIRECTION	
	OVERLAND OVERFLOW DIRECTION	

Development Data Table: Final Plan

Description	Value	Unit	Description	Value	Unit
a) Tax/Parcel Identification Number(s) (PINs): 15-02-102-003, 15-02-102-004			j) Total Number of Residential Dwelling Units	0	units
			i. Gross Density	0.00	du/acre
			ii. Net Density	0.00	Net Density
			k) Number of Single Family Dwelling Units	0	units
b) Proposed land use(s): Warehouse/Office			i. Gross Density	0.00	du/acre
			ii. Net Density	0.00	Net Density
			iii. Unit Square Footage (average)	0	square feet
c) Total Property Size	10.37490817	Acres	iv. Bedroom Mix	0%	% 1 bdr
	451931	Square feet		0%	% 2 bdr
d) Total Lot Coverage	361733	Square feet		20%	% 3 bdr
(buildings and pavment)	80%	Percent		80%	% 4 bdr
e) Open space / landscaping	90198	Square feet	v. Number of Single Family Corner Lots	0	units
	20%	Percent	l) Number of Single Family Attached Dwelling Units	0	units
f) Land to be dedicated to the School District	0	Acres	i. Gross Density	0.00	du/acre
g) Land to be dedicated to the Park District	0	Acres	ii. Net Density	0.00	Net Density
h) Number of parking spaces provided (individually accessable)	180	spaces	iii. Unit Square Footage (average)	0	square feet
i. surface parking lot	180	spaces	iv. Bedroom Mix	0%	% 1 bdr
perpendicular	174	spaces		90%	% 2 bdr
parallel	0	spaces		10%	% 3 bdr
angled	0	spaces		0%	% 4 bdr
handicapped	6	spaces	m) Number of Multifamily Dwelling Units	0	units
ii. enclosed	0	spaces	i. Gross Density	0.00	du/acre
iii. bike	0	racks	ii. Net Density	0.00	Net Density
l) Number of buildings	1		iii. Unit Square Footage (average)	0	square feet
i. Number of stories	1	stories	iv. Bedroom Mix	0%	Efficency
ii. Building Square Footage (typical)	161986	square feet		40%	% 1 bdr
iii. Square Footage of retail floor area	0	square feet		50%	% 2 bdr
iv. First Floor Building Square Footage (typical)	161986	square feet		10%	% 3 bdr

50 0 25 50 100 200

NO.	REVISIONS	DATE
1	PER CITY APPLICATION COMPLETENESS CHECK DATED 9/16/19	9/23/19
2	PER CITY COMMENTS DATED 10/14/19	10/25/19

Prepared For:

Liberty Property Trust
9700 W. Higgins Road, Suite 690
Rosemont, IL 60018

FINAL PLAN
Lot 1A of the West Ridge Corporate Center
Phase III 1st Resubdivision

Prepared By:

Watermark Engineering Resources, Ltd.
2631 Ginger Woods Parkway, Suite 100, Aurora, IL 60502
phone 630-375-1800 fax 630-236-9800 www.watermark-engineering.com

CHECKED BY: B. PERRY
DESIGN BY: H.WITTENKELLER
DRAWN BY: H.WITTENKELLER
DATE: SEPTEMBER 6, 2019
SCALE: 1" = 50'
PROJECT NO.: 19-060

FINAL PLAN

J:\dwgs\19jobs\19060\19060.DWG, Aurora Final Plan

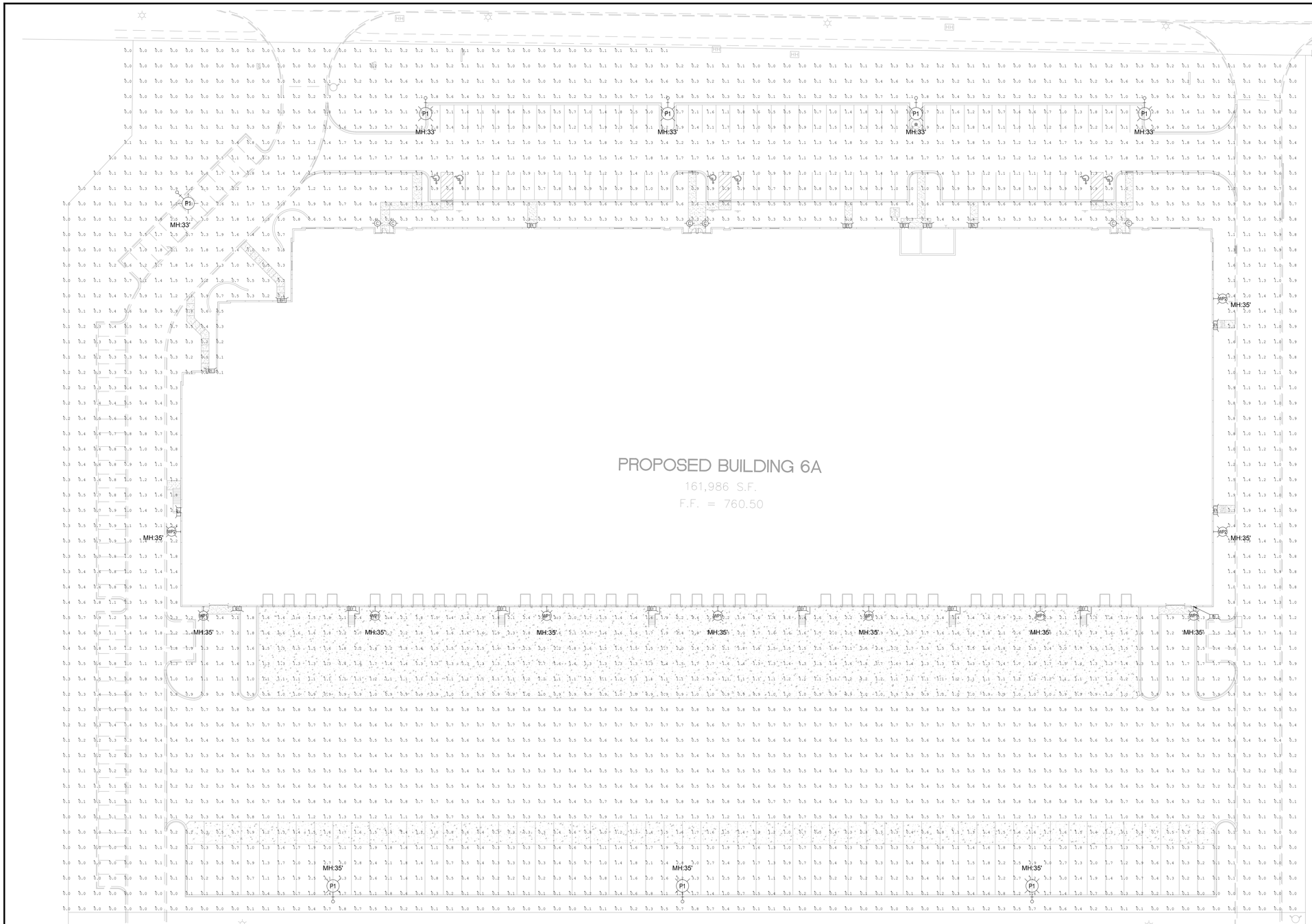

SITE PHOTOMETRIC

SCALE 1/32"=1'-0"

N

NOTES:

1. TYPE E1 FIXTURES TO HAVE SEPARATE SWITCH LEG FROM LIGHTING CONTACTOR, AS WELL AS A CONSTANT HOT TO CHARGE AND TRANSFER TO ONBOARD BATTERY SYSTEM IN THE EVENT OF POWER LOSS.

Calculation Summary							
Label	CalcType	Units	Avg	Max	Min	Avg/Min	Max/Min
All Calc Points	Illuminance	Fc	0.87	3.3	0.0	N.A.	N.A.
North Parking	Illuminance	Fc	1.40	3.2	0.5	2.80	6.40
South Trailer Lot	Illuminance	Fc	1.00	3.3	0.0	N.A.	N.A.

FIXTURE SCHEDULE***

TYPE	LAMPS NO.	LAMPS CAT. NO.	COLOR TEMP	DESCRIPTION	MANUFACTURER	CATALOG NUMBER	VOLTAGE	AMPERAGE	OPERATING WATTS	MOUNTING TYPE	REMARKS
H	WTH	FIXTURE	5000K	LED HIGH BAY WITH MOTION	LITHONIA	IBG 48000LM SEF LENS GND MVOLT GZ10 50K 70CRI CS11W LADZU	277 VOLTS	1.09 AMPS	301 WATTS	UNISTRUT	MOTION,CORD,PLUG
C	WTH	FIXTURE	5000K	LED CANOPY LIGHT	HALO	H750T-ML5606840-6934WB	277 VOLTS	0.04 AMPS	11 WATTS	RECESSED	
E1	WTH	FIXTURE	5000K	LED MANDOOR LIGHT WITH EM BACKUP	BARRON	TRL-ACEM-BL-CL	277 VOLTS	0.04 AMPS	11 WATTS	WALL	COLOR TBD
WP1	WTH	FIXTURE	5000K	LED WALL MOUNTED AREA LIGHT	LITHONIA	RSX1 LED P4 50K R4 WALL	480 VOLTS	0.28 AMPS	134 WATTS	WALL	COLOR TBD
WP2	WTH	FIXTURE	5000K	LED WALL MOUNTED AREA LIGHT	LITHONIA	RSX1 LED P4 50K R3 WALL	480 VOLTS	0.28 AMPS	134 WATTS	WALL	COLOR TBD
P1	WTH	FIXTURE	5000K	LED POLE MOUNTED AREA LIGHT	LITHONIA	RSX2 LED P4 50K R3 HS POLE	480 VOLTS	0.258 AMPS	134 WATTS	POLE	COLOR TBD
XC	WTH	FIXTURE	N/A	EXIT/EM COMBO	LITHONIA	ECC R M6	120/**277** VOLTS	0.04/0.02 AMPS	5 WATTS	SURFACE	-
HO	WTH	FIXTURE	N/A	EXIT/EM COMBO	LITHONIA	ECC R REM M6	120/**277** VOLTS	0.04/0.02 AMPS	5 WATTS	SURFACE	-
RH	WTH	FIXTURE	N/A	EXIT/EM COMBO	LITHONIA	ERE B T	120/**277** VOLTS	0.04/0.02 AMPS	5 WATTS	SURFACE	-

***OR EQUAL

10/17/2019 2:33 PM U:\4385 - 701 Bilter\Electrical\4385-RevB.dwg

RSX1 LED
Area Luminaire

Catalog Number
Notes
Type

DLC listed and on Amazon.com this page to see all listed item references.

Specifications

EPA (ft²/m²): 0.57 ft² (0.05 m²)
Length: 21.8" (55.4 cm) (SPA mount)
Width: 13.3" (33.8 cm)
Height: 3.0" (7.6 cm) Main Body 7.2" (18.4 cm) Arm
Weight (max): 31.0 lbs (14.1 kg)

Introduction

The new RSX LED Area family delivers maximum value by providing significant energy savings, long life and outstanding photometric performance at an affordable price. The RSX1 delivers 7,000 to 17,000 lumens allowing it to replace 70W to 400W HID luminaires.

The RSX features an integral universal mounting mechanism that allows the luminaire to be mounted on most existing drill hole patterns. This "no-drill" solution provides significant labor savings. An easy-access door on the bottom of mounting arm allows for wiring without opening the electrical compartment. A mast arm adaptor, adjustable integral slipfitter and other mounting configurations are available.

Ordering Information

EXAMPLE: RSX1 LED P4 40K R3 MVOLT SPA DDBXD

RSX1 LED									
Series	Performance Package	Color Temperature	Distribution		Voltage		Mounting	
RSX1 LED	P1	30K 3000K	R2 Type 2 Wide		MVOLT (120V-277V)[1]		SPA Square pole mounting (3.0" min. SQ pole for 1 at 90°, 3.5" min. SQ pole for 2, 3, 4 at 90°)	
	P2	40K 4000K	R3 Type 3 Wide		HVOLT (347V-480V)[1]		RPA Round pole mounting (3.2" min. dia. RND pole for 2, 3, 4 at 90°, 3.0" min. dia. RND pole for 1 at 90°, 2 at 180°, 3 at 120°)	
	P3	50K 5000K	R4 Type 4 Wide		(see specific voltage for options as noted)		WA Mast arm adapter (fits 2-3/8" OD horizontal tenon)	
	P4		R5 Type 5 Wide		120[1] 277[1]		IS Adjustable slipfitter (fits 2-3/8" OD tenon)[2]	
			R3S Type 3 Wide		208[1] 347[1]		WBA Wall bracket	
			R5S Type 5 Wide		240[1] 480[1]		WBACC Wall bracket with surface conduit box	
			AFR Automotive Front Row				AASP Adjustable tilt arm square pole mounting[4]	
			AFRRW Automotive Front Row Right Angled				AARP Adjustable tilt arm round pole mounting[4]	
			AFRLW Automotive Front Row Left Angled				AAWB Adjustable tilt arm with wall bracket[4]	
							AAWSC Adjustable tilt arm wall bracket and surface conduit box[4]	

Options

Shipped Installed
HS House-side shield[1]
PE Photocontrol, button style[6,7]
PCI Photocontrol external threaded, adjustable[7,8]
PER7 Seven-wire twist-lock receptacle only (no controls)[7,9,10,11]
CE34 Conduit entry 3/4" NPT (Qty 2)
SF Single fuse (120, 277, 347)[1]
DF Double fuse (208, 240, 480)[1]
SPD20KV 20KV Surge pack (10KV standard)[1,12]
FAO Field adjustable output[13]
DIMG 0-10V lead wires extended (no controls)[13,14]

Shipped Installed
***Standalone and Networked Sensors/Controls (factory default settings, see table page 9)**
NCSMR2 nLight AIR generation 2[15,16,17]
PIRHN Networked, hi-level motion/ambient sensor (for use with NCSMR2)[15,16,18]

***Note: PIRHN with nLight Air can be used as a standalone or networked solution. Sensor coverage pattern is affected when luminaire is tilted.**

Shipped Separately (requires some field assembly)
EGS External glare shield[1]
EGFX External glare full-wraparound (360° around light aperture)[1]
BS Bird spikes[19]

Finish

DDBXD Dark Bronze
DBLXD Black
DNAXD Natural Aluminum
DWHXD White
DDBTXD Textured Dark Bronze
DBLBXD Textured Black
DNATXD Textured Natural Aluminum
DWHXD Textured White

LITHONIA LIGHTING
COMMERCIAL OUTDOOR

One Lithonia Way • Conyers, Georgia 30012 • Phone: 800.705.7370 • www.acuitybrands.com
© 2018 Acuity Brands Lighting, Inc. All rights reserved.

Lithonia RSX1 Area LED
Rev. 09/17/19
Page 1 of 9

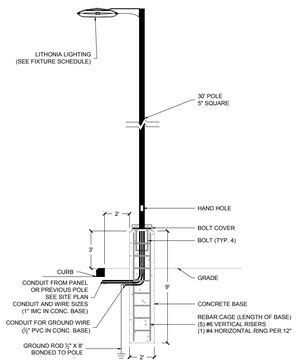

LIGHT POLE DETAIL

SCALE NTS

ILLUMINATION RESULTS SHOWN ON THIS LIGHTING DESIGN ARE BASED ON PROJECT PARAMETERS PROVIDED TO JAN ELECTRIC LLC USED IN CONJUNCTION WITH LUMINAIRE TEST PROCEDURES CONDUCTED UNDER LABROTORY CONDITIONS. ACTUAL PROJECT CONDITIONS DIFFERING FROM THESE DESIGN PARAMETERS MAY AFFECT FIELD RESULTS. THE CONTRACTOR IS RESPONSIBLEW FOR VERIFYING DIMENSIONAL ACCURACY ALONG WITH COMPLIANCE WITH ANY ELECTRICAL, LIGHTING, OR ENERGY CODE.

CERTIFICATION

I HEREBY CERTIFY THAT THESE DOCUMENTS WERE PREPARED BY ME OR UNDER MY DIRECTION AND THAT TO THE BEST OF MY KNOWLEDGE COMPLY WITH ALL APPLICABLE CODES AND ORDINANCES.

Christopher J. Wieczorek P.E.
SIGNATURE

062-058078 — LICENSE No.
11-30-2019 — EXPIRATION DATE
184-004487 — DESIGN FIRM No.

REV.	DATE
B	10/7/19
A	10/02/19

FOR REVIEW
FOR REVIEW

LIBERTY SPEC 6
701 BILTER ROAD
AURORA, IL 60502

FCL BUILDERS
1150 SPRING LAKE DRIVE
ITASCA, IL 60143
PHONE: 630-773-0050

JAN ELECTRIC
COMMERCIAL & INDUSTRIAL
500 E. Plainfield Road
Countryside, IL 60525
O:(708)639-4500
F:(708)639-4477

DRAWN BY:	MPM
DATE:	09/30/19
PAPER SIZE:	24x36
PLOT SCALE:	1:1
DWG SCALE:	NOTED
JOB NUMBER:	4384

SHEET NO.
PM-1