

Floor

Table

Wall

Ceiling

Locations are approximate. Detailed drawings and locations to be provided at a later time.

- Assumptions:
- All data ports need to terminate back into the MDF where the shared AV equipment and AV switches will be installed.
  - Cable pathway from MDF into ceiling of EOC / Training Room A / Training Room B required for microphone and other ceiling cabling
  - Client to install all network data drop locations and locations called out with RJ-45 male termination
  - Burwood to pull cable required for ceiling microphones, ceiling speakers, ceiling wireless microphone access points and all partition sensors.
  - City of Aurora to provide access port from CoA network to main AV switch
  - Constant tech to provide 3x 4k video streams via HDMI
    - o Steams can be viewed in EOC, Training Room A, Training Room B, Conference Room A, Conference Room B only Exec 204 Only
    - o Any manipulation of streams (PIP, multiplexing etc, will be done via Constant Tech
    - o Control of streams destinations only from EOC. Rooms outside of EOC cannot control whether they receive a stream and which stream they want to receive

- Room: Exec Conference 204 (Fire)
- Narrative: A standard City of Aurora Microsoft Teams on Android Conference Room. Wired content sharing from two places on table. Can view stream from EOC, One stream to each display.
  - Hardware Highlights:
    - 2x 75” Displays (side by side)
    - Neat Bar Pro / Neat Pad
    - HDMI Auto Switcher under table

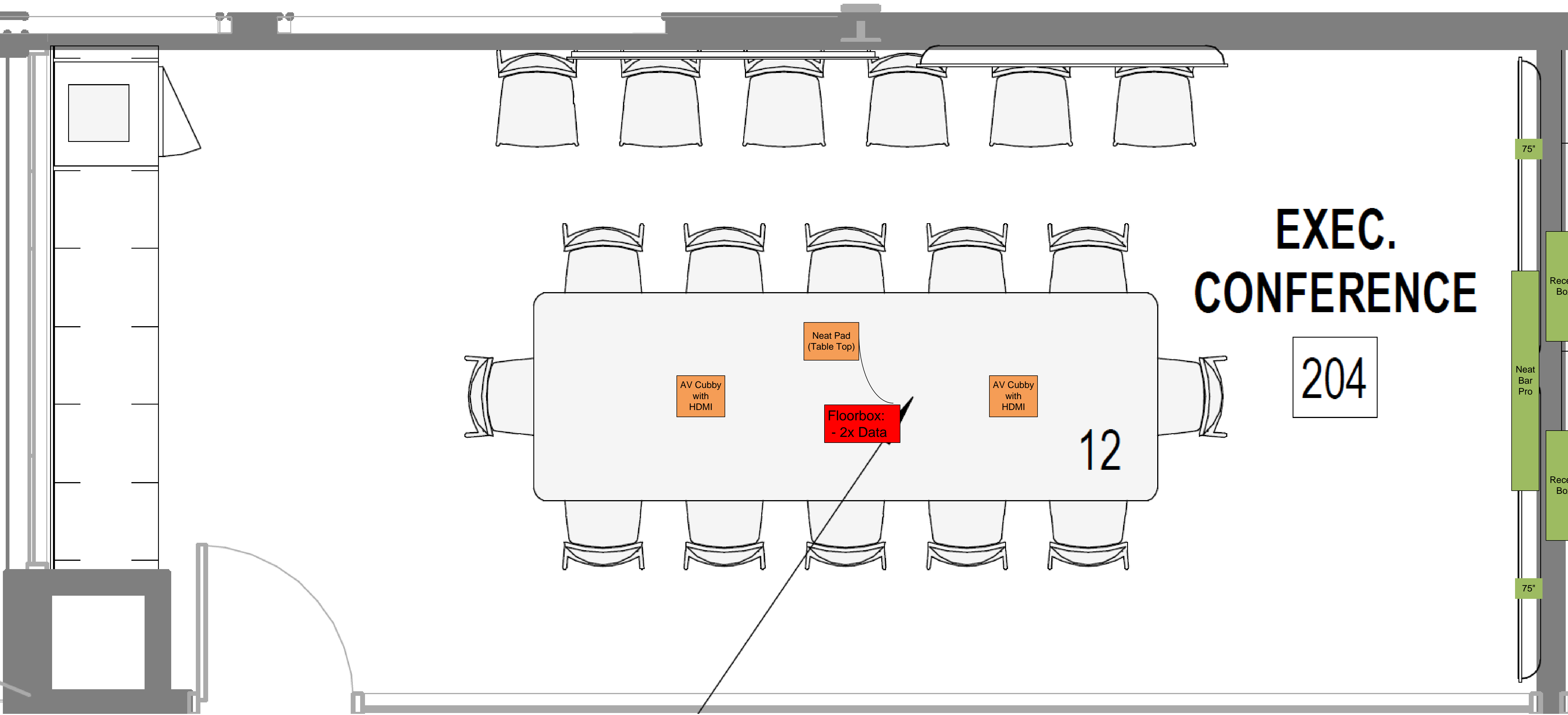
- Room: Radio Room 175 (Fire)
- Narrative: A standard City of Aurora Microsoft Teams on Android Conference Room. Only wireless content sharing through Teams.Hardware. CANNOT receive EOC steam
  - Highlights:
    - 1x 55” Display
    - Neat Bar Gen2 / Neat Pad

- Room: Conf Rm A & B (Divide Combine, Teams only in A)
- Narrative: A standard City of Aurora Microsoft Teams on Android Conference Room in Rm A only. Floorbox in each room for wired HDMI content sharing. The room displays also have the ability to show content from the EOC room (controlled from EOC room)
  - Hardware Highlights:
    - 1x 85” Display (A)
    - 1x 75” Display (B)
    - Neat Bar Pro / Neat Pad (Room A only)
    - Room Partition sensor

- EOC / Training Room A / Training Room B:
- Narrative: A large multi-purpose 3-way combine divide room. Each room is broken out independently below.
  - Note: Use case of Training Room A and EOC only or Training Room B and EOC only not supported. Basically no “L” shaped layouts are planned to be supported.
- Room: Training Room A
- Narrative: Will function as a Windows-based Microsoft Teams room utilizing ceiling microphones and speakers when room is completely divided. Can show content from EOC.
  - Hardware Highlights:
    - 1x 98” Display wall mounted
    - 1x 86” display on mobile cart
    - 1x QSC Camera for showing present near display
    - 1x floorbox location
      - 1x HDMI input
      - 1x hookup for mobile cart
    - 1x Shure MXA920 ceiling microphones hanging from pole mount from ceiling
    - 2x wireless microphones
      - 1x handheld
      - 1x lavalier
    - 4x ceiling speakers
    - Barco Clickshare for wireless content sharing
    - Wall mounted Logitech Tap for Meeting Control
    - Room Partition sensor
- Room: Training Room B
- Narrative: Will function as a Windows-based Microsoft Teams room utilizing ceiling microphones and speakers when room is completely divided. Can show content from EOC.
  - Hardware Highlights:
    - 1x 98” Display wall mounted
    - 1x 86” display on mobile cart
    - 1x QSC Camera for showing present near display
    - 1x floorbox location
      - 1x HDMI input
      - 1x hookup for mobile cart
    - 1x Shure MXA920 ceiling microphones hanging from pole mount from ceiling
    - 2x wireless microphones
      - 1x handheld
      - 1x lavalier
    - 4x ceiling speakers
    - Barco Clickshare for wireless content sharing
    - Wall mounted Logitech Tap for Meeting Control
    - Room Partition sensor
- Room: EOC
- Narrative: Will function as a Windows-based Microsoft Teams room utilizing ceiling microphones and speakers when room is completely divided or when combined with Training Room A & Training Room B
  - Hardware Highlights:
    - 1x LED-FA009i2-165 165” diagonal video wall with 1.25mm pixel pitch
      - Power Consumption Max: 5400W
      - ~950 lbs
    - 2x 86” Displays wall mounted
    - 2x HDMI input via floorbox (one each floorbox)
    - 3x QSC Cameras (2 audience / 1 presenter)
    - 2x floorbox locations
      - 1x HDMI input
      - 1x hookup for mobile cart
    - 2x Shure MXA920 ceiling microphones hanging from pole mount from ceiling
    - 4x wireless microphones
      - 2x handheld
      - 2x lavalier
    - 8x ceiling speakers
    - Barco Clickshare for wireless content sharing
    - Wall mounted Logitech Tap for Meeting Control
    - Room Partition sensor

- Room: MDF (142)
- Client to provide 18 RU of AV space in a 4 post rack
  - Client to provide adequate cooling
  - Client to provide UPS
  - Cable pathway from MDF into ceiling of EOC / Training Room A / Training Room B required for microphone and other ceiling cabling. 1.5”

\*\*\*\*\*Power/Data counts for required for AV Only. Additional power/Data may be required for other purposes\*\*\*\*\*



Burwood Group, Inc.  
1515 W. 22nd Street  
Suite 200W  
Oak Brook, IL 60523  
312-327-4600  
312-327-4601

Wall Backing for TV required

Recessed Box

Each Recessed Box (PAC526):  
- Located Behind Display  
- 4x Data  
- 2x Duplex Power (120V)

Wall Backing for TV required

Recessed Box

75"

75"


NTS

Created 2/4/2025  
Modified 2/4/2025  
Printed 2/4/2025

EMA (Drawings, Unit-Based)

1200 E Indian Trail Rd  
Aurora, IL 60505

Exec (204)



Neat Pad  
(Table Top)

\*\*\*\*\*Power/Data counts for required for AV Only. Additional power/Data may be required for other purposes\*\*\*\*\*

Burwood Group, Inc.  
1515 W. 22nd Street  
Suite 200W  
Oak Brook, IL 60523  
312-327-4600  
312-327-4601

Wall Backing for TV required

Recessed Box (PAC526):  
- Located Behind Display  
- 2x Data  
- 1x Duplex Power (120V)

NTS

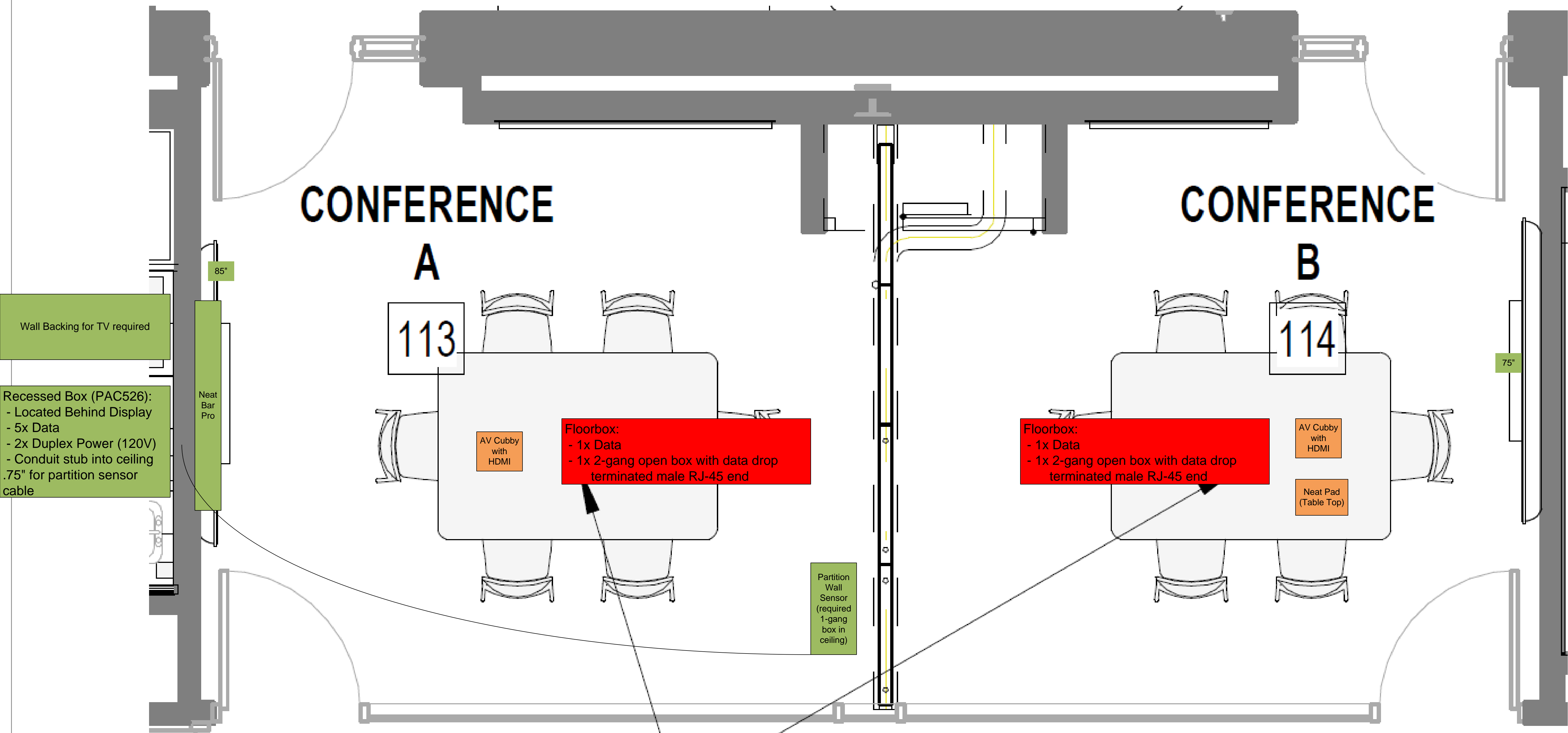
Created 2/4/2025  
Modified 2/4/2025  
Printed 2/4/2025

EMA (Drawings, Unit-Based)

1200 E Indian Trail Rd  
Aurora, IL 60505

Conf A (113) & B (114)

\*\*\*\*\*Power/Data counts for required for AV Only. Additional power/Data may be required for other purposes\*\*\*\*\*





Burwood Group, Inc.  
1515 W. 22nd Street  
Suite 200W  
Oak Brook, IL 60523  
312-327-4600  
312-327-4601

Recessed Box (PAC526):  
- Located Behind Video Wall  
- 4x Data  
- 3x Dedicated 120V 20A  
circuits for video wall  
- Additional 1x Duplex Power  
- Conduit to 1-gang box

\*\*\*\*\*Power/Data counts for  
required for AV Only.  
Additional power/Data may  
be required for other  
purposes\*\*\*\*\*

NTS

Created 2/4/2025  
Modified 2/4/2025  
Printed 2/4/2025

EMA (Drawings, Unit-Based)

1200 E Indian Trail Rd  
Aurora, IL 60505

EOC (139) and Training (117  
& 119)

