

PROPOSAL SUBMITTED BY:

CORE AND MAIN

Contractor's Name

220 S. WESTGATE DR

Street

CAROL STREAM

IL

P.O. Box

60188

City

State

Zip Code



**CITY OF AURORA**

**KANE COUNTY**

**STATE OF ILLINOIS**

***Request for Quotations For***

***2022 Water & Sewer Division Materials and Supplies***

***Bid 21-69***

**PROPOSALS DUE**

**October 27, 2021**

**PREPARED BY  
CITY OF AURORA  
DIVISION of ENGINEERING  
77 S. BROADWAY AVENUE  
AURORA, ILLINOIS 60505**

## **TABLE OF CONTENTS**

Title Page

Table of Contents

Notice to Bidders

Bid Proposal

Schedule of Prices

Signature Sheet

Bidder's Certificate

Certificate regarding Debarment, Suspension or other Responsibility Matters

Bidder Certification in Compliance with Article 33E to the "Criminal Code of 1961"

Local Vendor Preference Application

City of Aurora Special Provisions

Hydrant Parts List & Diagram

**City of Aurora**  
**Bid 21-69**  
**NOTICE TO BIDDERS**

Sealed quotations for the materials and supplies described below will be received at the office of Purchasing, 44 E. Downer Place, Aurora, IL 60507 until 2:00 o'clock P.M., October 27, 2021. Quotes will not be opened publicly.

**Description of Work**

Name: 2022 Water & Sewer Division Materials and Supplies

Proposed Improvement: The City of Aurora is requesting quotations for the anticipated purchase of certain materials and supplies to be used by the Water & Sewer Maintenance Division during 2022.

**Bidders Instructions:**

1. Specifications and other pertinent documents may be obtained online at <https://www.aurora-il.org/bids.aspx>, at the Purchasing Office, 44 East Downer Place, Aurora, Illinois 60507 during normal business hours, or by calling 630-256-3550.
2. The City of Aurora reserves the right to reject any or all of the bids and to waive any and all irregularities and technicalities whenever such rejection is in the best interest of the City of Aurora.
3. All bid items will be evaluated separately and the supplier for each bid item will be chosen based on cost and availability of the item at the time of need.
4. Minority Participation: The City of Aurora encourages minority business firms to submit proposals and encourages successful contract bidder to utilize minority businesses as sub-contractors for supplies, equipment, services and construction.
5. Any bidder who owes the City money may be disqualified at the City's discretion.
6. **The City of Aurora has a local preference ordinance that would apply to this contract.**

By Order of  
*City Clerk*  
*City of Aurora*


## PROPOSAL

TO: THE OFFICE OF THE CITY CLERK  
CITY OF AURORA  
44 EAST DOWNER PLACE  
AURORA, ILLINOIS 60507

1. Proposal of CORE AND MAIN  
for the improvement known as the **2022 Water & Sewer Division Materials and Supplies, Bid 21-69.**
2. The plans and specifications for the proposed improvements are those prepared by the City of Aurora Engineering Division and approved by the City Council of Aurora, Illinois.
3. In submitting this proposal, the undersigned declares that the only persons or parties interested in the proposal as principals are those named herein, and that the proposal is made without collusion with any person, firm, or corporation.
4. The undersigned further declares that he has carefully examined the proposals, plans, specifications, form of contract, and special provisions, if any, and that he has inspected in detail the site of the proposed work and that he has familiarized himself with all of the local conditions affecting the contract and detailed requirements of construction, and understands that in making this proposal he waives all right to plead any misunderstanding regarding the same.
5. The undersigned declares that he understands that the quantities mentioned are approximate only, and that they are subject to increase or decrease; that he will take in full payment therefore the amount of the summation of the actual quantities, as finally determined, multiplied by the unit prices shown in the schedule of prices contained herein.
6. The undersigned agrees that the unit prices submitted herewith are for the purpose of obtaining a gross sum and for use in computing the value of extras and deductions; that if there is a discrepancy between the gross sum bid and that resulting from the summation of the quantities multiplied by their respective unit prices, the latter shall apply.
7. The undersigned agrees that if the City decides to extend or shorten the improvement, or otherwise alter it by extras or deductions, including the elimination of any one or more of the items, as provided in the specifications, he will perform the work as altered, increased or decreased, at the contract unit prices without claim for profits lost as a result of any work or items eliminated by the City of Aurora.
8. The undersigned agrees that the Engineer may, at any time during the progress of the work covered by this contract, order other work or materials incidental thereto, and that all such work and materials as do not appear in the proposal or contract as a specific item accompanied by a unit price, and which are not included under the bid price for other items in this contract, shall be performed as extra work, and that he will accept as full compensation therefore the actual cost plus ten percent (10%), the actual cost to be determined as provided for in the specifications.
9. The undersigned submits herewith his schedule of prices covering the work to be performed under this contract, he understands that he must show in the schedule the unit prices for which

he proposes to perform each item of work, that the extensions must be made by him, and that if not so done, his proposal may be rejected as irregular or non-responsive.

10. The City of Aurora reserves the right to reject any or all of the bids and to waive any and all irregularities and technicalities. The City of Aurora shall either award the project or reject the bids within Sixty (60) calendar days after the bid opening. This time frame may be extended upon mutual agreement of the City and the Bidder.
11. The undersigned of this proposal agrees that he or she has examined all sections of this Proposal, Specifications, and Bidding Documents and hereby understands and accepts the provisions for access, or the lack of access, to the construction site and shall claim no compensation other than the prices as bid for this condition of accessibility.
12. The undersigned agrees to indemnifying and saving harmless the City of Aurora, its officers, agents, employees, and servants by filing with the City, prior to the execution of the contract, copies of completed Certificates of Insurance satisfactory to the City, with the City of Aurora named as primary, non-contributory additional insured; automobile liability insurance covering owned, non-owned, and hired vehicles with limits of liability as stated in the attached Special Provisions.
13. No contract will be awarded to any bidder where that bidder or any principal or supervisory personnel of the bidder has been personally involved with another business that has been delinquent or unfaithful in any former contract with the City or where that bidder or any supervisory personnel of the bidder has been personally involved with another business that is a defaulter as surety or otherwise upon obligation to the City.
14. The entire set of specifications shall be submitted with each proposal.
15. The City has the right to terminate this Contract, in whole or in part, for any reason or if sufficient funds have not been appropriated to cover the estimated requirement of the Services not yet performed, by providing Bidder with thirty (30) days notice specifying the termination date. On the date specified, this Contract will end. If this Contract is terminated by the City, as provided herein, the City shall pay the Bidder only for services performed up the date of termination. After the termination date, Bidder has no further contractual claim against the City based upon this Contract and any payment so made to the Bidder upon termination shall be in full satisfaction for Services rendered. Bidder shall deliver to the City all finished and unfinished documents, studies and reports and shall become the property of the City.
16. **The City of Aurora has a local preference ordinance that would apply to this contract.** O18-070 approved August 28, 2018 defines "Local business" to mean a vendor or contractor who has a valid, verifiable physical business address located within the corporate boundaries of the City of Aurora at least twelve months prior to a bid or proposal opening date, from which the vendor, contractor or consultant operates or performs business on a daily basis, including manufacturing production or distribution. The business must disclose the percentage of workforce in the City of Aurora; be registered with the City of Aurora, if applicable; be subject to City of Aurora taxes (inclusive of sales taxes); be current with property tax payments and sales tax payments; not have any outside cited code violations; not have any outstanding debts to the City of Aurora; have adequately qualified and trained staff to service the bid of interest.
17. The undersigned submits herewith this **Schedule of Prices** covering the materials requested under this contract:




**Schedule of Prices**  
**City of Aurora Water & Sewer**  
**Maintenance Division**  
**2022 Materials and Supplies**  
**Bid 21-69**

RETURN WITH BID

(For complete information covering these items, see specifications)

NO.	ITEM	UNIT	UNIT COST
<b>Fire Hydrants &amp; Related Parts</b>			
1	Waterous Fire Hydrant Assembly, 4 1/2' Bury	EA	2,918.00
2	Waterous Fire Hydrant Assembly, 5' Bury	EA	2,984.00
3	Waterous Fire Hydrant Assembly, 5 1/2' Bury	EA	3,050.50
4	Waterous Fire Hydrant Assembly, 6' Bury	EA	3,116.50
5	Waterous Fire Hydrant Assembly, 4 1/2' Bury w/Alpha Standard Base	EA	3,444.00
6	Waterous Fire Hydrant Assembly, 5' Bury w/Alpha Standard Base	EA	3,766.00
7	Waterous Fire Hydrant Assembly, 5 1/2' Bury w/Alpha Standard Base	EA	3,832.50
8	Waterous Fire Hydrant Assembly, 6' Bury w/Alpha Standard Base	EA	3,898.00
9	Waterous Fire Hydrant Assembly, 4 1/2' Bury w/Alpha XL Base	EA	3,444.00
10	Waterous Fire Hydrant Assembly, 5' Bury w/Alpha XL Base	EA	3,766.00
11	Waterous Fire Hydrant Assembly, 5 1/2' Bury w/Alpha XL Base	EA	3,832.50
12	Waterous Fire Hydrant Assembly, 6' Bury w/Alpha XL Base	EA	3,898.00
13	Waterous Fire Hydrant Extension, 6"	EA	607.00
14	Waterous Fire Hydrant Extension, 12"	EA	714.50
15	Waterous Fire Hydrant Extension, 18"	EA	829.50
16	Waterous Fire Hydrant Extension, 24"	EA	938.00
17	Waterous Traffic Kit, Old Style (K525/10")	EA	342.50
18	Waterous Traffic Kit, New Style (K528/16")	EA	280.50
19	Waterous Hydrant Kit K834, Hydrant Head w/Traffic Kit	EA	3,106.50
20	Waterous Hydrant Kit K836, Hydrant Head	EA	1,543.50
21	Waterous Hydrant Part #60 (Hydrant Head)	EA	642.50
22	RoDon Hydra-Finder Hydrant Marker, 60"	EA	20.50
23	Drain Plunger #7	EA	20.00
24	Nozzle Cap Hose #10	EA	133.50
25	Nozzle Cap Pumper #10	EA	195.50
26	Cap Gasket Hose #11	EA	8.00
27	Cap Gasket Pumper #11	EA	11.00
28	Nozzle - Hose #12	EA	135.00
29	Nozzle - Pumper #12	EA	383.50




**Schedule of Prices**  
**City of Aurora Water & Sewer**  
**Maintenance Division**  
**2022 Materials and Supplies**  
**Bid 21-69**

**RETURN WITH BID**

(For complete information covering these items, see specifications)

NO.	ITEM	UNIT	UNIT COST
30	Lower Operating Nut #17A	EA	43.00
31	Upper Operating Nut #17B	EA	78.50
32	Crossarm #30	EA	83.50
33	Valve Seat #31	EA	239.50
34	Upper Valve Washer #34	EA	29.50
35	Main Valve Rubber #35	EA	78.50
36	Lower Valve Washer #36	EA	44.00
37	O-Ring (Support wheel), 1-1/8 x 1-3/8 #59	EA	3.00
38	Flange Lock Ring #64	EA	10.00
39	Coupling Sleeve (2 halves) #67	EA	15.00
40	O-Ring (Lower tube seal), 1-7/8 x 2-1/8 #83	EA	3.00
41	Support Wheel Gasket #84	EA	3.00
42	Brass Lock Nuts #87	EA	5.00
43	Nozzle Section Bushing Assembly #89	EA	34.50
44	Thrust Ring #90	EA	8.00
45	Upper Standpipe Gasket #92	EA	12.00
46	Breakable Flange #113	EA	64.00
47	O-Ring (Pumper Nozzle) 5-1/4 X 5-5/8 #116	EA	12.00
48	Pumper Nozzle Retainer #117	EA	35.50
49	O-Ring (Hose Nozzle) 3-1/4 X 3-5/8 #118	EA	11.00
50	Hose Nozzle Retainer #119	EA	25.50
51	T-Bolts and Nuts (Per Case)	EA	231.50
52	High Performance Grease for Food Processing Equipment (6-1/2 Oz)	EA	34.50
53	Mineral Oil Lubricant (5 Gal)	EA	58.00
<b>Valves and Related Parts</b>			
54	Clow Cutting in Valve, 2"	EA	No Bid
55	Clow Cutting in Valve, 4"	EA	
56	Clow Cutting in Valve, 6"	EA	
57	Clow Cutting in Valve, 8"	EA	
58	Clow Cutting in Valve, 10"	EA	





**Schedule of Prices**  
**City of Aurora Water & Sewer**  
**Maintenance Division**  
**2022 Materials and Supplies**  
**Bid 21-69**

**RETURN WITH BID**

(For complete information covering these items, see specifications)

NO.	ITEM	UNIT	UNIT COST
59	Clow Cutting in Valve, 12"	EA	no bid
60	American Flow Control Gate Valve, 2" w/ Mechanical Joint Ends	EA	378.50
61	American Flow Control Gate Valve, 4" w/ Mechanical Joint Ends	EA	530.00
62	American Flow Control Gate Valve, 6" w/ Mechanical Joint Ends	EA	676.50
63	American Flow Control Gate Valve, 8" w/ Mechanical Joint Ends	EA	1,076.50
64	American Flow Control Gate Valve, 10" w/ Mechanical Joint Ends	EA	1,678.00
65	American Flow Control Gate Valve, 12" w/ Mechanical Joint Ends	EA	2,123.00
66	American Flow Control Gate Valve, 14" w/ Mechanical Joint Ends	EA	3,529.50
67	American Flow Control Gate Valve, 16" w/ Mechanical Joint Ends	EA	3,107.00
68	American Flow Control Gate Valve, 2" w/ ALPHA Standard Restrained Joint Ends	EA	no bid
69	American Flow Control Gate Valve, 4" w/ ALPHA Standard Restrained Joint Ends	EA	627.50
70	American Flow Control Gate Valve, 6" w/ ALPHA Standard Restrained Joint Ends	EA	807.00
71	American Flow Control Gate Valve, 8" w/ ALPHA Standard Restrained Joint Ends	EA	1,228.50
72	American Flow Control Gate Valve, 10" w/ ALPHA Standard Restrained Joint Ends	EA	1,910.50
73	American Flow Control Gate Valve, 12" w/ ALPHA Standard Restrained Joint Ends	EA	2,188.50
74	American Flow Control Gate Valve, 14" w/ ALPHA Standard Restrained Joint Ends	EA	no bid
75	American Flow Control Gate Valve, 16" w/ ALPHA Standard Restrained Joint Ends	EA	no bid
76	American Flow Control Gate Valve, 2" w/ ALPHA XL Restrained Joint Ends	EA	no bid
77	American Flow Control Gate Valve, 4" w/ ALPHA XL Restrained Joint Ends	EA	627.50
78	American Flow Control Gate Valve, 6" w/ ALPHA XL Restrained Joint Ends	EA	807.00
79	American Flow Control Gate Valve, 8" w/ ALPHA XL Restrained Joint Ends	EA	1,228.50
80	American Flow Control Gate Valve, 10" w/ ALPHA XL Restrained Joint Ends	EA	1,910.50
81	American Flow Control Gate Valve, 12" w/ ALPHA XL Restrained Joint Ends	EA	2,188.50
82	American Flow Control Gate Valve, 14" w/ ALPHA XL Restrained Joint Ends	EA	no bid
83	American Flow Control Gate Valve, 16" w/ ALPHA XL Restrained Joint Ends	EA	no bid
84	Tyler Valve Box, 664-S Complete w/Lid	EA	218.50
85	Tyler Valve Box Extension, #58-A	EA	59.00





Schedule of Prices  
City of Aurora Water & Sewer  
Maintenance Division  
2022 Materials and Supplies  
Bid 21-69

RETURN WITH BID

(For complete information covering these items, see specifications)

NO.	ITEM	UNIT	UNIT COST
86	Tyler Valve Box Extension, #59-A	EA	70.50
87	Tyler Valve Box Extension, #60-A	EA	71.00
88	Tyler Valve Box Extension, #69A - 9"	EA	60.00
89	Tyler Valve Box Extension, #69A - 18" (Foreign OK)	EA	70.50
90	Tyler Valve Box Extension, #69A - 24" (Foreign OK)	EA	62.00
<b>Repair Parts and Fittings</b>			
91	4" Non-Shear Mission Coupling (Clay to Plastic)	EA	31.00
92	6" Non-Shear Mission Coupling (Clay to Plastic)	EA	52.00
93	8" Non-Shear Mission Coupling (Clay to Plastic)	EA	59.50
94	10" Non-Shear Mission Coupling (Clay to Plastic)	EA	77.00
95	12" Non-Shear Mission Coupling (Clay to Plastic)	EA	94.50
96	15" Non-Shear Mission Coupling (Clay to Plastic)	EA	178.00
97	4" Non-Shear Mission Coupling (Plastic to Plastic)	EA	21.00
98	6" Non-Shear Mission Coupling (Plastic to Plastic)	EA	40.00
99	8" Non-Shear Mission Coupling (Plastic to Plastic)	EA	59.50
100	10" Non-Shear Mission Coupling (Plastic to Plastic)	EA	92.50
101	12" Non-Shear Mission Coupling (Plastic to Plastic)	EA	94.50
102	15" Non-Shear Mission Coupling (Plastic to Plastic)	EA	161.00
103	2" x 8" Repair Clamp	EA	47.00
104	4" x 8" Repair Clamp	EA	60.00
105	6" x 8" Repair Clamp	EA	70.00
106	6" x 8" Repair Clamp w/ 3/4" Tap	EA	95.00
107	6" x 8" Repair Clamp w/ 1" Tap	EA	95.00
108	6" x 10" Repair Clamp	EA	94.50
109	6" x 12" Repair Clamp	EA	111.50
110	6" x 24" Repair Clamp	EA	241.50
111	6" x 36" Repair Clamp	EA	703.00
112	8" x 8" Repair Clamp	EA	81.50
113	8" x 8" Repair Clamp w/ 3/4" Tap	EA	107.00
114	8" x 8" Repair Clamp w/ 1" Tap	EA	107.00



**Schedule of Prices**  
**City of Aurora Water & Sewer**  
**Maintenance Division**  
**2022 Materials and Supplies**  
**Bid 21-69**

**RETURN WITH BID**

(For complete information covering these items, see specifications)

NO.	ITEM	UNIT	UNIT COST
115	8" x 10" Repair Clamp	EA	107.50
116	8" x 12" Repair Clamp	EA	130.00
117	8" x 16" Repair Clamp	EA	149.50
118	8" x 24" Repair Clamp	EA	271.00
119	8" x 36" Repair Clamp	EA	750.50
120	10" x 8" Repair Clamp w/ 3/4" Tap	EA	107.00
121	10" x 8" Repair Clamp w/ 1" Tap	EA	107.00
122	10" x 10" Repair Clamp	EA	139.50
123	10" x 12" Repair Clamp	EA	166.00
124	10" x 16" Repair Clamp	EA	192.50
125	10" x 24" Repair Clamp	EA	327.00
126	12" x 8" Repair Clamp w/ 3/4" Tap	EA	151.00
127	12" x 8" Repair Clamp w/ 1" Tap	EA	151.00
128	12" x 12" Repair Clamp	EA	201.00
129	12" x 16" Repair Clamp	EA	228.50
130	12" x 24" Repair Clamp	EA	374.00
131	12" x 36" Repair Clamp	EA	1,098.50
132	4" Tyler Cut in Sleeve	EA	244.00
133	6" Tyler Cut in Sleeve	EA	336.50
134	8" Tyler Cut in Sleeve	EA	437.00
135	10" Tyler Cut in Sleeve	EA	552.50
136	12" Tyler Cut in Sleeve	EA	648.50
137	4" Full Body MJ Ductile Iron Solid Sleeve	EA	159.50
138	6" Full Body MJ Ductile Iron Solid Sleeve	EA	222.00
139	8" Full Body MJ Ductile Iron Solid Sleeve	EA	286.00
140	10" Full Body MJ Ductile Iron Solid Sleeve	EA	418.50
141	12" Full Body MJ Ductile Iron Solid Sleeve	EA	553.00
142	14" Full Body MJ Ductile Iron Solid Sleeve	EA	803.50
143	16" Full Body MJ Ductile Iron Solid Sleeve	EA	1,213.00
144	2" Cast Couplings	EA	55.00






**Schedule of Prices**  
**City of Aurora Water & Sewer**  
**Maintenance Division**  
**2022 Materials and Supplies**  
**Bid 21-69**

**RETURN WITH BID**

(For complete information covering these items, see specifications)

NO.	ITEM	UNIT	UNIT COST
145	4" Cast Couplings	EA	113.00
146	6" Cast Couplings	EA	134.50
147	8" Cast Couplings	EA	168.50
148	10" Cast Couplings	EA	221.50
149	12" Cast Couplings	EA	269.50
150	14" Cast Couplings	EA	441.50
151	16" Cast Couplings	EA	587.00
152	2" Single Bolt Standard Cast Couplings	EA	106.50
153	4" Single Bolt Standard Cast Couplings	EA	180.00
154	6" Single Bolt Standard Cast Couplings	EA	238.00
155	8" Single Bolt Standard Cast Couplings	EA	268.50
156	10" Single Bolt Standard Cast Couplings	EA	365.50
157	12" Single Bolt Standard Cast Couplings	EA	488.00
158	14" Single Bolt Standard Cast Couplings	EA	1,083.50
159	16" Single Bolt Standard Cast Couplings	EA	1,116.50
160	2" Single Bolt XL Cast Couplings	EA	no Bid
161	4" Single Bolt XL Cast Couplings	EA	
162	6" Single Bolt XL Cast Couplings	EA	
163	8" Single Bolt XL Cast Couplings	EA	
164	10" Single Bolt XL Cast Couplings	EA	
165	12" Single Bolt XL Cast Couplings	EA	
166	14" Single Bolt XL Cast Couplings	EA	
167	16" Single Bolt XL Cast Couplings	EA	
168	2" Single Bolt Transition Cast Couplings	EA	
169	4" Single Bolt Transition Cast Couplings	EA	
170	6" Single Bolt Transition Cast Couplings	EA	
171	8" Single Bolt Transition Cast Couplings	EA	
172	10" Single Bolt Transition Cast Couplings	EA	
173	12" Single Bolt Transition Cast Couplings	EA	
174	14" Single Bolt Transition Cast Couplings	EA	



Schedule of Prices  
City of Aurora Water & Sewer  
Maintenance Division  
2022 Materials and Supplies  
Bid 21-69

RETURN WITH BID

(For complete information covering these items, see specifications)

NO.	ITEM	UNIT	UNIT COST
175	16" Single Bolt Transition Cast Couplings	EA	No bid
176	4" Megalug Restraint for Ductile Iron Pipe	EA	26.00
177	4" Megalug Restraint for PVC Pipe	EA	31.50
178	6" Megalug Restraint for Ductile Iron Pipe	EA	30.50
179	6" Megalug Restraint for PVC Pipe	EA	38.50
180	8" Megalug Restraint for Ductile Iron Pipe	EA	46.00
181	8" Megalug Restraint for PVC Pipe	EA	56.50
182	10" Megalug Restraint for Ductile Iron Pipe	EA	68.50
183	10" Megalug Restraint for PVC Pipe	EA	107.00
184	12" Megalug Restraint for Ductile Iron Pipe	EA	99.00
185	12" Megalug Restraint for PVC Pipe	EA	112.00
186	2" Tyler Mechanical Joint Accessory Kit	EA	No bid
187	4" Tyler Mechanical Joint Accessory Kit	EA	41.00
188	6" Tyler Mechanical Joint Accessory Kit	EA	53.50
189	8" Tyler Mechanical Joint Accessory Kit	EA	68.50
190	10" Tyler Mechanical Joint Accessory Kit	EA	97.00
191	12" Tyler Mechanical Joint Accessory Kit	EA	125.50
192	4" Ductile Iron Tyler Bored Out Flange	EA	53.00
193	6" Ductile Iron Tyler Bored Out Flange	EA	58.00
194	8" Ductile Iron Tyler Bored Out Flange	EA	78.00
195	10" Ductile Iron Tyler Bored Out Flange	EA	100.00
196	12" Ductile Iron Tyler Bored Out Flange	EA	134.00
<b>Watermain Pipe Items</b>			
197	4" CL 52 Ductile Iron Pipe, <del>18'</del> 20' LENGTHS	EA	643.50
198	6" CL 52 Ductile Iron Pipe, 18'	EA	494.80
199	8" CL 52 Ductile Iron Pipe, 18'	EA	698.00
200	10" CL 52 Ductile Iron Pipe, 18'	EA	915.00
201	12" CL 52 Ductile Iron Pipe, 18'	EA	1,152.40
202	16" CL 52 Ductile Iron Pipe, 18' ↓	EA	1,667.40






Schedule of Prices  
City of Aurora Water & Sewer  
Maintenance Division  
2022 Materials and Supplies  
Bid 21-69

RETURN WITH BID

(For complete information covering these items, see specifications)

NO.	ITEM	UNIT	UNIT COST
<b>Water Service Related Items</b>			
203	3/4" Flared Corporation Stop	EA	31.00
204	1" Flared Corporation Stop	EA	47.00
205	1 1/2" Flared Corporation Stop	EA	136.00
206	2" Flared Corporation Stop	EA	254.50
207	3/4" Full Port Flared Curb Box	EA	68.50
208	1" Full Port Flared Curb Box	EA	111.00
209	1 1/2" Full Port Flared Curb Box	EA	229.00
210	2" Full Port Flared Curb Box	EA	370.00
211	1 1/4" Curb Box	EA	43.50
212	1 1/2" Curb Box	EA	59.00
213	1 1/4" Curb Box Top	EA	9.00
214	Curb Box Extension Replacement Slip Sleeve	EA	19.00
215	3/4" Type K Copper - 60' Roll	EA	492.75
216	3/4" Type K Copper - 100' Roll	EA	821.25
217	1" Type K Copper - 60' Roll	EA	651.75
218	1" Type K Copper - 100' Roll	EA	1086.25
219	1 1/2" Type K Copper - 60' Roll	EA	1069.50
220	1 1/2" Type K Copper - 100' Roll	EA	1782.50
221	2" Type K Copper - 40' Roll	EA	1108.50
222	2" Type K Copper - 60' Roll	EA	1662.75
223	3/4" Copper to 3/4" Copper Coupling	EA	20.00
224	3/4" Copper to 1" Copper Coupling	EA	29.50
225	1" Copper to 1" Copper Coupling	EA	35.00
226	3/4" Copper to 3/4" Strong Lead-Pack Coupling	EA	33.00
227	3/4" Copper to 3/4" Extra Strong Lead-Pack Coupling	EA	39.00
228	3/4" Copper to 3/4" Double Extra Strong Lead-Pack Coupling	EA	46.00
229	1" Copper to 3/4" Strong Lead-Pack Coupling	EA	57.50
230	1" Copper to 3/4" Extra Strong Lead-Pack Coupling	EA	55.50
231	1" Copper to 1" Strong Lead-Pack Coupling	EA	68.50





**Schedule of Prices**  
**City of Aurora Water & Sewer**  
**Maintenance Division**  
**2022 Materials and Supplies**  
**Bid 21-69**

**RETURN WITH BID**

(For complete information covering these items, see specifications)

NO.	ITEM	UNIT	UNIT COST
232	1" Copper to 1" Extra Strong Lead-Pack Coupling	EA	49.00
233	1" Copper to 1" Double Extra Strong Lead-Pack Coupling	EA	61.50
<b>Meter Items</b>			
234	3/4" Ford Meter Horn	EA	78.00
235	1" Ford Meter Horn	EA	121.50
236	3/4" Ford Ball Valve (Check Specifications)	EA	65.00
237	1" Ford Ball Valve (Check Specifications)	EA	97.00
238	5/8" x 1/2" Pipe Thread Ford Meter Coupling	Pkg	294.50
239	5/8" x 3/4" Pipe Thread Ford Meter Coupling	Pkg	283.50
240	3/4" Ford Meter Coupling	Pkg	283.50
241	1" Ford Meter Coupling	Pkg	436.50
242	1 1/2" Large Bronze Meter Flange Kit	EA	75.00
243	2" Large Bronze Meter Flange Kit	EA	80.00
244	3" Large Bronze Meter Flange Kit	EA	215.00
245	4" Large Bronze Meter Flange Kit	EA	330.00
246	3" Zenner FHZ30S Hydrant Meter w/Check Valve	EA	no bid
247	Ground clamp, 1 1/2"	EA	4.00
<b>Storm Sewer Items</b>			
248	Manhole Frame & Solid Lid, 4", R-1647-B	EA	no bid
249	Manhole Frame & Solid Lid, 7", R-1772-B	EA	
250	Manhole Frame & Solid Lid, 9", R-1713-B	EA	
251	Combination Inlet Frame, Grate, & Curb Box, R-3015-R	EA	
252	Beehive Grate, R-4340-B	EA	
253	Beehive Grate, R-4341-A	EA	
254	Beehive Grate, R-4342	EA	
255	Solid Cover R-1712	EA	
256	Open Cover R-2502, Type D	EA	
257	Curb Box - R-3015	EA	
258	Curb Frame R-3015	EA	
259	Grate - R-3015	EA	
260	Inlet Filter for IDOT Type 1 Frame (Manhole Frame)	EA	115.00



**Schedule of Prices**  
**City of Aurora Water & Sewer**  
**Maintenance Division**  
**2022 Materials and Supplies**  
**Bid 21-69**

**RETURN WITH BID**

(For complete information covering these items, see specifications)

NO.	ITEM	UNIT	UNIT COST
261	Inlet Filter for IDOT Type 8 Frame (Beehive Frame)	EA	121.00
262	Inlet Filter for IDOT Type 23 Frame (Combination Curb Frame)	EA	151.00
263	Composite Adjusting Ring, 3/4" x 1-1/2"	EA	56.00
264	Composite Adjusting Ring, 0.75"	EA	41.00
265	Composite Adjusting Ring, 1"	EA	45.50
266	Composite Adjusting Ring, 1.25"	EA	52.50
267	Composite Adjusting Ring, 1.5"	EA	59.50
268	Composite Adjusting Ring, 1.75"	EA	64.00
269	Composite Adjusting Ring, 2"	EA	73.50
270	Composite Adjusting Ring, 2.25"	EA	80.50
271	Composite Adjusting Ring, 2.5"	EA	86.50
272	Composite Adjusting Ring, 4"	EA	126.00
273	Composite Adjusting Ring, 6"	EA	173.50
274	M-1 Structural Adhesive/Sealant	EA	16.50
275	2' x 24" Catch Basin with Base	EA	No Bid
276	2' x 30" Catch Basin with Base	EA	
277	2' x 36" Catch Basin with Base	EA	
278	2' x 48" Catch Basin with Base	EA	
279	3' x 36" Catch Basin with Base	EA	
280	3' x 16" Barrell Section	EA	
281	3' x 24" Barrell Section	EA	
282	3' x 36" Barrell Section	EA	
283	3' x 48" Barrel Section	EA	
284	3' x 18" Cone Offset	EA	
285	3' Flat Top Eccentric Opening, Non-Tongue and groove	EA	
286	3' Flat Top Concentric Opening, Non-Tongue and groove	EA	
287	3' Flat Top Eccentric Opening, Tongue and Groove	EA	
288	3' Flat Top Concentric Opening, Tongue and groove	EA	





**Schedule of Prices**  
**City of Aurora Water & Sewer**  
**Maintenance Division**  
**2022 Materials and Supplies**  
**Bid 21-69**

RETURN WITH BID

(For complete information covering these items, see specifications)

NO.	ITEM	UNIT	UNIT COST
289	3' Diameter Base	EA	no Bid
290	4' Flat Top, 6" Thickness, Concentric Opening, Tongue and Groove	EA	
291	4' Flat Top, 6" Thickness Eccentric Opening Tongue and Groove	EA	
292	4' Flat Top, 6" Thickness, Concentric Opening, Non-Tongue and Groove	EA	
293	4' Flat Top, 6" Thickness Eccentric Opening Non-Tongue and Groove	EA	
294	4' Flat Top, 12" Thickness, Concentric Tongue and Groove	EA	
295	4' Flat Top, 12" Thickness, Eccentric Tongue and Groove	EA	
296	4' Flat Top, 12" Thickness, Concentric Non-Tongue and groove	EA	
297	4' Flat Top, 12" Thickness, Eccentric Non-Tongue and groove	EA	
298	4' x 32" Manhole with Base	EA	
299	4' x 48" Barrel Section	EA	
300	4' Base	EA	
301	5' Flat Top, 6" Thickness, Concentric Opening, Tongue and Groove	EA	
302	5' Flat Top, 6" Thickness Eccentric Opening Tongue and Groove	EA	
303	5' Flat Top, 6" Thickness, Concentric Opening, Non-Tongue and Groove	EA	
304	5' Flat Top, 6" Thickness Eccentric Opening Non-Tongue and Groove	EA	
305	5' Flat Top, 12" Thickness, Concentric Tongue and Groove	EA	
306	5' Flat Top, 12" Thickness, Eccentric Tongue and Groove	EA	
307	5' Flat Top, 12" Thickness, Concentric Non-Tongue and groove	EA	
308	5' Flat Top, 12" Thickness, Eccentric Non-Tongue and groove	EA	
309	5' x 32" Manhole with Base	EA	
310	5' x 48" Barrel Section	EA	
311	5' Base	EA	
312	12" Diameter ADS N-12 (Water Tight Joints, 20' Sticks)	EA	183.00
313	15" Diameter ADS N-12 (Water Tight Joints, 20' Sticks)	EA	253.25
314	12" Diameter RCP	EA	no Bid
315	15" Diameter RCP	EA	
316	18" Diameter RCP	EA	




**Schedule of Prices**  
**City of Aurora Water & Sewer**  
**Maintenance Division**  
**2022 Materials and Supplies**  
**Bid 21-69**

RETURN WITH BID

(For complete information covering these items, see specifications)

NO.	ITEM	UNIT	UNIT COST
317	24" Diameter RCP	EA	no Bid
318	12" Diameter RCP Flared End Section	EA	
319	15" Diameter RCP Flared End Section w/Grate	EA	
320	18" Diameter RCP Flared End Section w/Grate	EA	
321	24" Diameter RCP Flared End Section w/Grate	EA	
<b>Sanitary Sewer Items</b>			
322	Sanitary Manhole Chimney Seals	EA	161.50
323	4" SDR-26 PVC 22.5 Degree Bend	EA	25.00
324	4" SDR-26 PVC 45 Degree Bend	EA	19.00
325	6" SDR-26 PVC 22.5 Degree Bend	EA	46.50
326	6" SDR-26 PVC 45 Degree Bend	EA	34.50
327	6"x6" SDR-26 PVC WYE	EA	68.50
328	6"x6" SDR-26 PVC Tee	EA	60.00
329	8" SDR-26 PVC 22.5 Degree Bend	EA	82.50
330	8" SDR-26 PVC 45 Degree Bend	EA	84.50
331	8"x6" SDR-26 PVC WYE	EA	89.00
332	8"x6" SDR-26 PVC Tee	EA	84.50
333	10" SDR-26 PVC 22.5 Degree Bend	EA	183.00
334	10" SDR-26 PVC 45 Degree Bend	EA	167.00
335	10"x6" SDR-26 PVC WYE	EA	198.50
336	10"x6" SDR-26 PVC Tee	EA	193.00
337	4" SDR-26 PVC Pipe, 14'	EA	50.75
338	6" SDR-26 PVC Pipe, 14'	EA	113.40
339	8" SDR-26 PVC Pipe, 14'	EA	205.10
340	10" SDR-26 PVC Pipe, 14'	EA	319.37
341	12" SDR-26 PVC Pipe, 14'	EA	459.02
342	15" SDR-26 PVC Pipe, 14'	EA	689.67
343	18" SDR-26 PVC Pipe, 14'	EA	



**Schedule of Prices**  
**City of Aurora Water & Sewer**  
**Maintenance Division**  
**2022 Materials and Supplies**  
**Bid 21-69**

RETURN WITH BID

(For complete information covering these items, see specifications)

NO.	ITEM	UNIT	UNIT COST
<b>Miscellaneous Items</b>			
344	Krylon Industrial Quik-Mark Blue Marking Paint, 17 Oz	EA	2.88
345	Krylon Industrial Quik-Mark Green Marking Paint, 17 Oz	EA	2.88
346	Krylon Industrial Quik-Mark White Marking Paint, 17 Oz	EA	2.88
347	Hydraulic Cement, 50 LB Pail	EA	30.00
348	Masonry Mortar Type M, 80lb Bag	EA	10.00
349	Concrete Precast Brick - 2.25" x 3.5" x 7.5"	Pallet	no bid
350	Concrete Precast Block - 3.5" x 7.5" x 15.5"	Pallet	
351	Mastic Sealing Band, 3"x50'	Roll	
352	Mastic Sealing Band, 6"x50'	Roll	
353	Mastic Sealing Band, 9"x50'	Roll	
354	Mastic Sealing Band, 12"x50'	Roll	
355	Butyl Rubber Sealant, 3/8"x3.5"x16'	Roll	
356	Butyl Rubber Sealant, 3/4"x3/4"x16'	Roll	
357	Type II Barricade	EA	





(If an individual)

**Signatures**

Signature of Bidder \_\_\_\_\_

Business Address \_\_\_\_\_

\_\_\_\_\_

(If a partnership)

Firm Name CORE AND MAIN

Signed by KEITH LAWRENCE

Business Address 220 S. WESTGATE DR

CAROL STREAM, IL 60188

Insert  
Names and  
Addresses of  
All Partners

STEVE LECLAIR ST. LOUIS MO

MARK WITKOWSKI ST. LOUIS MO

\_\_\_\_\_

\_\_\_\_\_

(If a corporation)

Corporate Name \_\_\_\_\_

Signed By \_\_\_\_\_

President

Business Address \_\_\_\_\_

\_\_\_\_\_

President \_\_\_\_\_

Secretary \_\_\_\_\_

Treasurer \_\_\_\_\_

Attest: \_\_\_\_\_

Secretary



## BIDDER'S CERTIFICATION

I/We hereby certify that:

- A. A complete set of bid papers as intended have been received and that I/We will abide by the contents and/or information received and/or contained therein.
- B. I/We have not entered into any collusion or other unethical practices with any other person, firm, or employee of the City, which would in any way be construed as an unethical practice.
- C. I/We comply with all current Federal, State, and Local laws, statutes, rules, and regulations referencing equal opportunity employment practices.
- D. I/We will abide by all codes, rules, regulations, ordinances, and statutes of the City of Aurora, Counties of Kane, DuPage, as applicable and the State of Illinois and the United States of America.
- E. I/We hereby certify that we have adopted a written sexual harassment policy which is in accordance with the requirements set forth in 775 ILCS 5/2-105(A)(4) and further certify that I/We are also in compliance with all other requirements contained in 775 ILCS 5/2-105(A).
- F. I/We have in place a:
  - ☐ written program which meets or exceeds the program requirements of the Substance Abuse Prevention on Public Works Projects Act (Public Act 95-0635), and will provide a written copy thereof to the City of Aurora or
  - ☐ collective bargaining agreement which deals with the subject matter of the Substance Abuse Prevention on Public Works Projects Act (Public Act 95-0635) – **Contractor shall check the box for the policy that applies.**

CORE AND MAIN  
Company Name

220 S. WESTGATE DR, CAROL STREAM IL 60188  
Address

KEITH LAURENCE  
Name of Corporate or Company Official (print)

[Signature]  
Authorized Signature

BRANCH MANAGER  
Title

Date 10/26/21 Phone 630-665-1800

## Certification Regarding Debarment, Suspension and Other Responsibility Matters

The prospective participant to the best of its knowledge and belief that it and its principles:

(a) Are not presently debarred, suspended, proposed for debarment, declared ineligible, or voluntarily excluded from covered transactions by any Federal department or agency;

(b) Have not within a three year period preceding this proposal been convicted of or had a civil judgment rendered against them for commission of fraud or a criminal offense in connection with obtaining, attempting to obtain, or performing a public (Federal, State or local) transaction or contract under a public transaction; violation of Federal or State antitrust statutes or commission of embezzlement, theft, forgery, bribery, falsification or destruction of records, making false statements, or receiving stolen property.

(c) Are not presently indicted for or otherwise criminally or civilly charged by a government entity (Federal, State or local) with commission of any of the offenses enumerated in paragraph (1) (b) of this certification; and

(d) Have not within a three-year period preceding this application/proposal had one or more public transactions (Federal, State or local) terminated for cause or default.

I understand that a false statement on this certification may be grounds for rejection of this proposal or termination of the award. In addition, under 18 USC Sec. 1001, a false statement may result in fine of up to \$10,000 or imprisonment for up to 5 years, or both.

   
\_\_\_\_\_  
(Signature of Authorized Representative) (Date)

I am unable to certify the above statements. My explanation is attached.

**Bidder Certification In Compliance with Article 33E to the "Criminal Code of 1961"**

I KEITH LAURENCE, do hereby certify that:  
(Name)

1. I am BRANCH MANAGER of the CORE AND MAIN  
(Position) (Firm)  
and have authority to execute this certification on behalf of the firm

2. This firm is not barred from bidding on this contract as a result of a violation of Section 33E-3, Bid-rigging, or Section 33E-4, Bid Rotating, as set forth in Article 33E to the "Criminal Code of 1961."

Name of Firm CORE AND MAIN

Signature [Signature]

Title BRANCH MANAGER

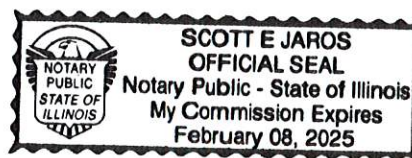
Date 10/26/21

Corporate Seal (where appropriate)

On this 26<sup>th</sup> day of OCTOBER, 2021, before me appeared (Name) \_\_\_\_\_ to me personally known, who, being duly sworn, did execute the foregoing affidavit, and did state that he or she was properly authorized by (Name of Firm) \_\_\_\_\_ to execute the affidavit and did so as his or her free act and deed.

Notary Public Scott E. Jaros Commission Expires 02-08-2025

Notary Seal





## City of Aurora, IL - Local Vendor Preference Application

The business identified below is requesting to be placed on the City of Aurora, Illinois Local Vendor Preference list, in accordance with ordinance O18-070, amended with ordinance O20-029 approved April 28, 2020.

- 1) Date Submitted: 10/26/21
- 2) Name of Business: CORE AND MAIN
- 3) Address of Local Office: 220 S. WESTGATE DR
- 4) City, State, Zip: CAROL STREAM, IL 60188
- 5) Company's Web Address: COREANDMAIN.COM
- 6) Phone: 630-665-1800 Fax: -
- 7) County your Local Business is Located in: DUPAGE

Submitted By (Signature): [Signature]

Print Name and Title: KEITH LAWRENCE BRANCH MANAGER

Email Address: KEITH.LAWRENCE@COREANDMAIN.COM

### Sec. 2-410.-Prequalification; local bidder.

- (a) If an interested business would like to prequalify as a "local business", such a business shall complete and submit the prequalification application along with supporting documentation, as listed below, and the applicable fee as set by the City Council, to the Finance Department:
- a. Evidence that the business has established and maintained a physical presence in the City of Aurora, by virtue of the ownership or lease of all or a portion of a building for a period of not less than twelve (12) consecutive months prior to the submission of the prequalification application; and
  - b. Evidence demonstrating that the business is legally authorized to conduct business within the State of Illinois and the City of Aurora, and has a business registered to operate in the City if required; and
  - c. Evidence that the business is not a debtor to the City of Aurora. For purposes of this subparagraph, a debtor is defined as having outstanding fees, water bills, sales tax or restaurant/bar tax payments that are thirty (30) days or more past due, or has outstanding weed or nuisance abatements or liens, has failure to comply tickets or parking tickets that are not in dispute as to their validity and are not being challenged in court or other administrative processes.

*Back up documentation for (a) a. and (a) b. must accompany this submittal or application will be rejected.*

*Please note for (a) c. above the City of Aurora will verify internally that your company does not have any outstanding fees. Your company should make sure that to the best of its knowledge all bills are current.*

Return completed application, with all required backup documentation to:

City of Aurora, Attn: Purchasing Division, 44 E. Downer Place, Aurora, IL 60507

Or email to: [PurchasingDI@Aurora-il.org](mailto:PurchasingDI@Aurora-il.org)

Do not write below this line: For City of Aurora use ONLY

- (a) a.  
(a) b.  
(a) c.

Date: \_\_\_\_\_

Approved: \_\_\_\_\_  
Letter Sent: \_\_\_\_\_

Denied: \_\_\_\_\_  
Initials: \_\_\_\_\_



## **SPECIAL PROVISIONS**

### ***INDEX***

<b><i>Provision Number</i></b>	<b><i>Title</i></b>
------------------------------------	---------------------

SP 1 – FIRE HYDRANT ASSEMBLY	
SP 2 – HYDRANT METER	
SP 3 – VALVES	
SP 4 – VALVE BOXES	
SP 5 – MISSION COUPLING	
SP 6 – REPAIR CLAMP	
SP 7 – DUCTILE IRON SLEEVE FITTINGS	
SP 8 – CAST COUPLINGS	
SP 9 – SINGLE BOLT CAST COUPLINGS	
SP 10 – MEGALUG RETAINER GLAND	
SP 11 – MECHANICAL JOINT ACCESSORY KIT	
SP 12 – DUCTILE IRON BORED OUT FLANGE	
SP 13 – SDR-26 PVC PIPE	
SP 14 – CLASS 52 DUCTILE IRON PIPE	
SP 15 – CORPORATION STOP	
SP 16 – CURB BOX	
SP 17 – METER HORN	
SP 18 – BALL VALVE	
SP 19 – METER COUPLING	
SP 20 – TYPE K COPPER	
SP 21 – WATER METER FLANGE KIT	
SP 22 – MARKING PAINT	
SP 23 – NEENAH FRAME AND GRATES	

## **SPECIAL PROVISIONS**

### ***INDEX***

<b><i>Provision Number</i></b>	<b><i>Title</i></b>
------------------------------------	---------------------

SP 24 -	HYDRAULIC CEMENT
---------	------------------

SP 25 –	STORM STRUCTURES
---------	------------------

SP 26 –	TYPE II BARRICADE
---------	-------------------

SP 27 –	GROUND CLAMP
---------	--------------

SP 28 –	BUTYL MASTIC SEALANT
---------	----------------------

SP 29 –	MASTIC SEALING BAND
---------	---------------------

SP 30 –	ADS PIPE
---------	----------

SP 31 –	COMPOSITE ADJUSTMENT RINGS
---------	----------------------------

SP 32 –	T-BOLTS AND NUTS
---------	------------------

SP 33 –	INLET FILTERS
---------	---------------

SP 34 –	CHIMNEY SEALS
---------	---------------

SP 35 –	WATER SERVICE COUPLINGS
---------	-------------------------

SP 36 –	HIGH PERFORMANCE GREASE FOR FOOD PROCESSING EQUIPMENT
---------	---

SP 37 –	MINERAL OIL LUBRICANT
---------	-----------------------

## **CITY OF AURORA SPECIAL PROVISIONS**

The following Special Provisions supplement the "General Specifications," the Illinois Department of Transportation's "Standard Specifications For Road and Bridge Construction," (herein after called the "Standard Specifications", the City of Aurora's "Standard Specifications for Improvements," the "Supplemental Specifications and Recurring Special Provisions," the "Standard Specifications for Water And Sewer Main Construction in Illinois, Sixth Edition," the "Standard Specifications for Traffic Control Items," and the latest edition of the "Illinois Manual on Uniform Traffic Control Devices for Streets and Highways" in effect on the date of invitation for proposals. These special provisions apply to and govern the **Water & Sewer Maintenance Division 2022 Materials and Supplies Request for Quotations** and in case of conflict with any part or parts of said specifications; these Special Provisions shall take precedence and shall govern.

All appropriate parts shall be lead free and be stamped "NL". Materials are to be manufactured in the United States. **Any variation from the special provisions below should be approved prior to providing bid pricing.**

**All materials shall be delivered to the Water & Sewer Maintenance Division within 5 business days of being ordered.**

### **SP 1 - FIRE HYDRANT ASSEMBLY**

These specifications are to be used in conjunction with the AWWA Standard C502 for fire hydrants for ordinary water works service, and the City of Aurora's Standard Specifications for Improvements.

All materials used in the production of fire hydrants for ordinary service shall conform to the specifications designated for each material listed in AWWA Standard C502.

The hydrant shall be Waterous Pacer WB-67 (5 1/4" barrel) of a pattern approved by the Engineer. The seat must be bronze. The name or mark of the manufacturer, size of the valve opening shall be plainly cast in raised letters and so placed on the hydrant barrel as to be visible after the hydrant has been installed.

Hydrant markers shall be RoDon Hydra-Finder Hydrant Markers or an engineer approved equal. The marker shall be a 3/8" diameter white laminar matrix fiberglass shaft with 6" wide high reflectivity red striping tape. The hydrant marker shall have a standard length of 5'. The fiberglass shaft shall be attached to a heavy duty MIL SPEC chrome-plated spring mount connected to a 5/8" diameter bolt-on steel flat mounting bracket.

See the Figure 6 attached at the end for a diagram showing the specific hydrant replacement parts.

The ALPHA restraint joint shall have a working pressure of 350 psi and be as licensed and manufactured by Romac Industries, Inc.

## **SP 2 - HYDRANT METER**

The Hydrant Meter shall be designed to measure a wide variety of cold potable water flows from hydrants where flows are in one direction. The hydrant meter provided shall be a Zenner FHZ30S or approved equal. The hydrant meter shall comply with AWWA C701 Class II performance standards. The only moving parts in the meter shall be the rotor assembly and vertical shaft. All components of the meter shall be lead free. The optional NC2530B-CV check valve assembly shall be included with the hydrant meter. **The meters shall be 3" and read in century cubic feet.**

## **SP 3 - VALVES**

The minimum requirements for all valves shall, in design, material and workmanship, conform to the standards of the latest AWWA C509-87, and C504. All materials used in the manufacture of waterworks valves shall conform to the AWWA standards designed for each material listed.

**Gate Valve:** Gate valves shall be resilient wedge with cast iron body, fully bronze mounted, non-rising stem with upper and lower thrust collars. Waterways shall be smooth. All valves shall open by turning counterclockwise. Valves shall meet or exceed ANSI/AWWA C-515-99 latest revision. Gate valves shall be Waterous series 2500 Resilient Wedge Gate Valves. All nuts, bolts, and threaded rods shall be stainless steel, Grade 304 bolts and Grade 316 nuts.

All gate valves shall be furnished with O-Ring Stem Seals. Number, size and design shall conform to the AWWA Standard for R/W valve O-Ring Stem Seals.

**Cutting in Valve:** Cutting in valves shall be resilient wedge with cast iron body, fully bronze mounted, non-rising stem with upper and lower thrust collars. Waterways shall be smooth. All valves shall open by turning counterclockwise. Valves shall meet or exceed ANSI/AWWA C-509 latest revision. Cutting in valves shall be Clow Model 2640 cutting in joint (MCJ) end Valves. All nuts, bolts, and threaded rods shall be stainless steel, Grade 304 bolts and Grade 316 nuts.

All cutting in valves shall be furnished with O-Ring Stem Seals. Number, size and design shall conform to the AWWA Standard for R/W valve O-Ring Stem Seals.

The ALPHA restraint joint shall have a working pressure of 350 psi and be as licensed and manufactured by Romac Industries, Inc.

## **SP 4 - VALVE BOXES**

Valve boxes and extensions must be cast iron only. Valve boxes shall be 6850 Series as manufactured by Tyler Union. Adjustable cast iron valve boxes shall be screw type. The screw type valve box shall be adjustable by screwing the upper section over the lower section. As shown on the schedule of prices, this item shall be bid as a complete system and as spare parts for purchase as needed. Castings with cast iron ring and cover, and cast iron parts of valve boxes, shall conform to the requirements of Standard Specifications for Gray Iron Castings, ASTM Designation A-48.

## **SP 5 - MISSION COUPLING**

Mission repair couplings shall be Style CNSS non-shear sewer couplings as manufactured by Cascade Water Works, Mfg. Co. of Yorkville, IL. The coupling shall be constructed with an outer shell of T-304 (ASTM A-240/ASME SA-240) stainless steel with three stainless steel heavy duty

worm gear fasteners (SAE J-1508 - MIL 5059-A) permanently welded in place and passivated per ASTM A-380. The shell shall fully encircle a 40 durometer ribbed gasket made from virgin SBR (ASTM D2000) rubber formulated for sewer service.

#### **SP 6 - REPAIR CLAMP**

Repair clamps shall be manufactured by The Ford Meter Company, Inc. (FS1), Cascade Waterworks MFG. (CR1), Smith/Blair (261), PowerSeal (3121AS) or an approved equal. All repair clamps shall have type 304 stainless steel components and an 18/8 grade. All clamps shall have a Nitrile (Buna-N) gasket. The lugs shall also be type 304 stainless steel.

#### **SP 7 - DUCTILE IRON SLEEVE FITTINGS**

All fittings shall be ductile iron conforming to the latest ANSI specifications A21.10 for short body fittings, twelve inches (12") or less, and AWWA C110 for fittings fourteen inches (14") or larger. Long body sleeves shall be provided unless directed otherwise. When specified to have mechanical joints, Mega Lug wedge action retaining glands, or approved equal shall be included. All nuts and bolts used for jointing shall be stainless steel, Grade 304 bolts, and Grade 316 nuts. Ductile Iron sleeves shall be manufactured by Tyler Union or an approved equal.

#### **SP 8 - CAST COUPLINGS**

Cast Couplings shall be manufactured by The Ford Meter Company, Inc. (Style FC1), Cascade Waterworks MFG. (Omega Coupling), Smith/Blair (441), PowerSeal (3501), or an approved equal. All couplings shall meet or exceed requirements of AWWA C-219 and should have a minimum working pressure of 250 psi. All couplings shall be certified to NSF/ANSI 61-G with Nitrile (Buna N) gaskets. An approved equal is to come with stainless steel Grade 304 bolts and Grade 316 nuts.

#### **SP 9 - SINGLE BOLT CAST COUPLINGS**

Single Bolt Cast Couplings shall be Alpha restrained joint manufactured by Romac Industries, Inc. or an approved equal. All couplings shall meet or exceed requirements of AWWA A 536, grade 65-45-12 and should have a minimum working pressure of 350 psi. All couplings shall contact gaskets certified by UL to meet NSF/ANSI 61. An approved equal is to come with stainless steel Grade 304 bolts and Grade 316 nuts.

#### **SP 10 - MEGALUG RETAINER GLAND**

MegaLug retainer glands shall be Series 1100 (DI) or Series 2000PV (PVC) as manufactured by EBBA Iron Inc. or approved equal (set screw retainer glands will not be accepted). The mechanical joint restraint shall be constructed of ductile iron meeting ASTM A536 and it shall have a pressure rating of 350 PSI. All nuts and bolts shall be stainless steel, Grade 304 bolts and Grade 316 nuts.

#### **SP 11 - MECHANICAL JOINT ACCESSORY KIT**

The mechanical joint accessory kit shall include a rubber gasket and a ductile iron backing flange of the size specified in the pay item and the appropriate number of bolts required for the kit size. The kit manufacturer shall be Tyler Union, or an approved equal, and the components shall be for use with ductile iron pipe.



#### **SP 12 - DUCTILE IRON BORED OUT FLANGE**

Ductile iron bored out flanges shall be manufactured by Tyler Union or an approved equal.

#### **SP 13 - SDR-26 PVC PIPE**

All pipe shall meet the requirements of ASTM D3034 for 4" through 15" and F679 for 18" through 36" pipe. All pipe shall be made from quality PVC resin, compounded to provide physical and mechanical properties that equal or exceed cell class 12454 or 12364 as defined in ASTM D1784. The bell shall consist of an integral wall section with a solid cross section elastomeric gasket which meets the requirements of ASTM F477.

SDR-26 PVC plastic pipe shall be tested as follows:

Manufacturer shall submit certified copies of all reports of tests conducted by an independent laboratory of PVC Plastic Pipe. Tests shall be conducted in accordance with Standard Method of Test for "External Loading Properties of Plastic Pipe by Parallel-Plate Loading", ASTM Standard D2412. Tests shall also be conducted in accordance with ASTM D 3212 to demonstrate joint performance at 5% maximum diametric deflection of the spigot, as specified in Article 7.4 of ASTM D 3212.

Maximum allowable ordinate as measured from the concave side of the pipe shall not exceed 1/16 inch per foot of length. Pipe shall be so constructed that the initial internal vertical diameter does not decrease by more than 5% in order to provide the complete hydraulic carrying capacity conceived by the design engineer, and to obtain the joint performance at 5% maximum diametric deflection as specified in Article 7.4 of ASTM D 3212.

#### **SP 14 - CLASS 52 DUCTILE IRON PIPE**

Ductile-iron pipe shall conform to ANSI Specification A21.51 or AWWA C151. Class 52, thickness designation, casting, marking, testing, etc. shall be provided in accordance with applicable ANSI or AWWA standards.

Cement lining shall be included in accordance with ANSI A21.4 (AWWA C-104). All pipe, specials and fittings shall be cement mortar lined in the shop with centrifugally spun lining in accordance with AWWA C205-85 or cement mortar lined mechanically in accordance with AWWA C602-83. Use ASTM C150, Type II, cement for lining. Field joints shall be made in accordance with AWWA C205, Appendix A.

Pipe joints shall be either push-on (rubber gasket) type as recommended by the pipe manufacturer. All pipe shall be furnished with a depth mark to assure that the spigot end is inserted to the full depth of the joint.

#### **SP 15 - CORPORATION STOP**

Corporation stops shall have flared connections conforming to ANSI/AWWA C-800 and shall be the following brands or approved equal: A.Y. McDonald 4701 or Ford F-600. All appropriate parts shall be lead free and be stamped "NL".

#### **SP 16 - CURB BOX**

All curb boxes shall be Minneapolis pattern with flared connections conforming to ANSI/AWWA C800 and shall be the following brands or approved equal: A.Y. McDonald 6104, Ford B22-444M, or Mueller H-15151. All curb boxes shall be 5'6" bury Minneapolis pattern with minimum 1-1/4" upper section equal to: A.Y. McDonald 5614 or Ford EM-55-56. (Accepted Brands: Mueller, Star Pipe Products, Sigma/Nappco, Bingham & Taylor or approved equal). All appropriate parts shall be lead free and be stamped "NL".

#### **SP 17 - METER HORN**

Meter horns shall be CH88-33 style as manufactured by The Fort Meter Box Company, Inc. or engineer approved equal. All brass shall conform to AWWA Standard C800 (ASTM B-62 and ASTM B-584, UNS NO C83600-85-5-5-5). Meter threads shall conform to AWWA C700. Copper shall conform to ASTM B-75 and shall consist of copper alloy #122.

#### **SP 18 - BALL VALVE**

Ford ball valves shall be manufactured in accordance with AWWA C800. The valve shall be designed to withstand water pressure up to 300 psi and maintain a watertight seal. The valve shall include a fluorocarbon-coated ball that is supported by molded Buna-N or EPDM rubber seats.

#### **SP 19 - METER COUPLING**

Meter couplings shall be C38-11-2-NL 5/8", C38-23-2-75-NL 3/4", or C38-44-2-625-NL 1" models as style as manufactured by The Fort Meter Box Company, Inc. or engineer approved equal. This item shall be bid per Package with 50 per package for the 5/8" size, 25 per package for the 3/4", and 15 per package for the 1" couplings. The 5/8" and 3/4" meter couplings shall have a 3/4" male thread size and the 1" meter couplings shall have a 1" male thread size. Couplings shall be Ford Meter Box no-lead brass products manufactured from UNS/CDA No. 89833 alloy.

#### **SP 20 - TYPE K COPPER**

Type K copper pipe shall be supplied in the diameter and length as specified. The type K copper shall have a color code of green and shall be in accordance with ASTM B 88 & AWWA publication M-22 entitled, "Water Service Lines And Meters".

#### **SP 21 - WATER METER FLANGE KIT**

The flange kit shall include two water meter flanges, two gaskets, four stainless steel nuts and bolts for the 1 1/2" and 2" flanges, eight stainless steel nuts and bolts for the 3" and sixteen stainless steel nuts and bolts for the 4" flanges. All parts and components manufactured 100% in USA. Parts shall be manufactured in accordance with the following specifications: Bronze casting C87850 ECOBRASS (.09% lead max), Round flanges conforming to ANSI B16.1, Gaskets ANSI/AWWA C111/A21.11, Bolts ANSI B18.2.1, Nuts SAE J995 Grade 5 with dimensional tolerances ANSI B182.2.2, & plating ASTM F1491. All appropriate parts shall be lead free and be stamped "NL".

#### **SP 22 - MARKING PAINT**

Marking paint provided shall be Krylon Industrial Quik-Mark (or approved equal) for inverted use, water based, 20 ounces in size (net weight 17 oz), and of the color specified. The paint shall also be environmentally safe.

#### **SP 23 – NEENAH FRAMES AND GRATES**

Frames and lids shall be manufactured by NEENAH and the type specified. All manhole type B covers shall have "CITY OF AURORA" cast into the top in two (2) inch high lettering and shall be the concealed pick hole type. All type B covers shall have a machined surface and a watertight rubber gasket seal.

#### **SP 24 - HYDRAULIC CEMENT**

Hydraulic cement shall be Speccrete W-10 Waterstopper Plug Cement or an engineer approved equal. The compressive strength shall be a minimum 4,200 P.S.I. after 28 days per ASTM C-109. The hydraulic cement shall have a final set time of 3-5 minutes per CRD C-621. The requested material shall come in a 50 pound pail. The cost supplied shall be for each 50 pound pail of hydraulic cement.

#### **SP 25 – STORM STRUCTURES**

New storm structures shall be constructed of pre-cast reinforced concrete in accordance with the Standard Specifications for Water and Sewer Main Construction in Illinois.

#### **SP 26 – TYPE II BARRICADE**

All type II barricades shall be in conformance with the Illinois Department of Transportation's "Standard Specifications For Road and Bridge Construction" (current edition) and be equipped with a yellow light that is battery operated.

#### **SP 27 – GROUND CLAMP**

Ground clamps shall be Burndy C11N model or engineer approved equal. The ground clamp shall be cast bronze for cable to water pipe or copper tube connection using a 10 – 2 AWG. It shall connect to a ½" to 1" water pipe with a torque of 50 of-in.

#### **SP 28 – BUTYL MASTIC SEALANT**

Butyl Mastic Sealant shall be NPC-Bidco C-56 Trelleborg or engineer approved equal. Each roll of Butyl Mastic Sealant shall be thickness, width and length as specified in the individual pay items. All approved equals shall meet or exceed the following:

- Federal Specifications SS-S-210 A "Sealing Compound, Preformed Plastic for Pipe Joints", Type 1, Rope Form
- AASHTO Designation M-198 75 I, Type B, Flexible Plastic Gasket (Bitumin)
- ASTM Designation C-990-91.

### **SP 28 – MASTIC SEALING BAND**

Mastic Sealing Band shall be used to externally seal manhole cone and barrel sections. The band shall have an outer layer of rubber or polyethylene with an under layer of rubberized mastic (with a protective film), meeting the requirements of ASTM C-877, \*\*type II or \*type III.

### **SP 30 – ADS PIPE**

Pipe shall consist of N-12 Dual Wall WT IB HDPE Pipe as manufactured by Advanced Drainage Systems (ADS) or approved equal. The pipe supplied shall utilize water tight joints meeting ASTM D3212. The pipe shall be joined using a bell & spigot joint meeting AASHTO M252 for 4-10 inch diameter pipe, AASHTO M294 for 12-60 inch diameter pipe, and ASTM F2306 for 12-60 inch diameter pipe. Gaskets shall be installed by the pipe manufacturer and covered with a removable, protective wrap to ensure the gasket is free from debris. Material for pipe and fitting production shall be high-density polyethylene conforming with the minimum requirements of cell classification 424420C for 4-10 diameters, and 435400C for 12-60 inch diameters, as defined and described in the latest version of ASTM D3350, except that carbon black content shall not exceed 4%.

### **SP 31 – COMPOSITE ADJUSTMENT RINGS**

The acceptable manufacturer shall be PRO-RING by Cretex Specialty Products or an approved equal. The grade adjustment rings shall be manufactured from ARPRO Expanded Polypropylene, (EPP), black. 5000 series meeting ASTM D3575 and ASTM D48-1913; B6D7G4L3M<sub>2</sub>4S2T<sub>1</sub>7W7. The rings shall be manufactured using a high compression molding process to produce a finished density of 120 g/l ((7.5pcf). "Grade" adjustment rings may contain either an upper or lower keyway (tongue and groove) for vertical alignment and/or an adhesive trench on the underside with a flat top. The grade adjustment rings shall be capable of supporting the minimum requirements of AASHTO M-306, H-25 and HS-25, be UV stable and be resistant to chemicals and corrosion commonly associated with the sanitary and storm sewer environments.

Sealant shall be Cretex 28 oz. adhesive sealant in white or approved equal and shall be paid for each tube. The M-1 Structural Adhesive/Sealant or equal meeting the following specifications shall be used to set the rings as required in the manufacturers specifications:

- ASTM C-920, Type S, Grade NS, Class 25, Uses NT, T, M, G, A and O
- Federal Specification TT-S-00239-C Type II, Class A
- Corps of Engineers CRD-C-541, Type II, Class A
- Canadian Standards Board CA 19, 13-M82
- AAMA 802.3-08 Type II, AAMA 803.3-08 Type I and AAMA 805.2-08 Group C

### **SP 32 – T-BOLTS AND NUTS**

All T-Bolts and Nuts shall be manufactured per ANSI/AWWA C111/A21.11. The acceptable manufacturer shall be Active Waterworks Industries or an approved equal. T-Bolts shall be stainless steel grade 304 and nuts shall be stainless steel grade 316. The size shall be ¾" x 3.5". The cost supplied shall be per each case of 125 T-Head Bolts and Nuts.

### **SP 33 – INLET FILTERS**

All inlet filters shall be Flex Storm Catch-it models as manufactured by Advanced Drainage Systems or an approved equal. The models provided shall fit inside the IDOT frame types listed.

### **SP 34 – CHIMNEY SEALS**

All chimney seals shall be bandless and be Adaptor-Seal, Infi-Shield, CanUSA (wrapid seal), Flexrib or approved equal external chimney seal.

### **SP 35 – WATER SERVICE COUPLINGS**

All water service repair couplings shall be the model and manufacturer listed in the attached table below or an engineer approved equal. All connections to copper pipes shall utilize a flared fitting.

<b>Water Service Coupling Models</b>		
<b>Part</b>	<b>Ford Meter Co.</b>	<b>A.Y. McDonald Mfg. Co.</b>
3/4" Flare Copper to 3/4" Flare Copper Coupling	Q22-33-NL	74758 3/4"
3/4" Flare Copper to 1" Flare Copper Coupling	Q22-34-NL	74758 3/4"x1"
1" Flare Copper to 1" Flare Copper Coupling	Q22-44-NL	74758 1"
5/8" Double Extra Strong Lead (XXS) or 3/4" Strong Lead (S) to 3/4" Flare Copper Lead-Pack Coupling	Q12-33-Q32-23-NL	74758C-68 3/4"x5/8", 74758C-66 3/4"
3/4" XS to 3/4" Flare Copper Lead-Pack Coupling	Q22-33-NL	74758C-67 3/4"
3/4" XXS to 3/4" Flare Copper Lead-Pack Coupling	Q32-33-NL	74758C-68 3/4"
5/8" XXS or 3/4" S to 1" Flare Copper Lead-Pack Coupling	Q12-34-Q32-24-NL	74758C-68 1"x5/8", 74758C-66 1"x3/4"
3/4" XS to 1" Flare Copper Lead-Pack Coupling	Q22-34-NL	74758C-67 1"x3/4"
1" S to 1" Flare Copper Lead-Pack Coupling	Q12-44-NL	74758C-66 1"
1" XS to 1" Flare Copper Lead-Pack Coupling	Q22-44-NL	74758C-67 1"
1" XXS to 1" Flare Copper Lead-Pack Coupling	Q32-44-NL	74758C-68 1"

### **SP 36 – HIGH PERFORMANCE GREASE FOR FOOD PROCESSING EQUIPMENT**

The product shall be a high performance multipurpose grease used for food and beverage processing equipment. The acceptable product shall be FM Grease 387 as manufactured by Fuchs Lubricants Co. or an approved equal. This product shall be acceptable as a grease with

incidental food contact (H1) according to the NSF International Registration Guidelines for Proprietary Substances and Nonfood Compounds (2013). This product shall be provided in the **6-1/2 ounce size** and shall be paid for as an each pay item.

#### **SP 37 – MINERAL OIL LUBRICANT**

The product shall be a medium SAE 20 grade oil used for general oiling or hydraulics. The acceptable product shall be FMO-350, ISO Grade 68, USP White Mineral Oil as manufactured by Lubriplate Lubricants or an approved medium SAE 20 grade oil equal. This product shall be acceptable for use as a release agent (3H) and as a lubricant with incidental food contact (H1) according to the NSF International Registration Guidelines for Proprietary Substances and Nonfood Compounds (2013). This product shall be provided in the **5 gallon pail size** and shall be paid for as an each pay item.

## Parts List – Ductile Iron Pacer

**Figure 6. 250 PSI Working Pressure Ductile Iron Pacer (Models W67-250 and WB67-250)**

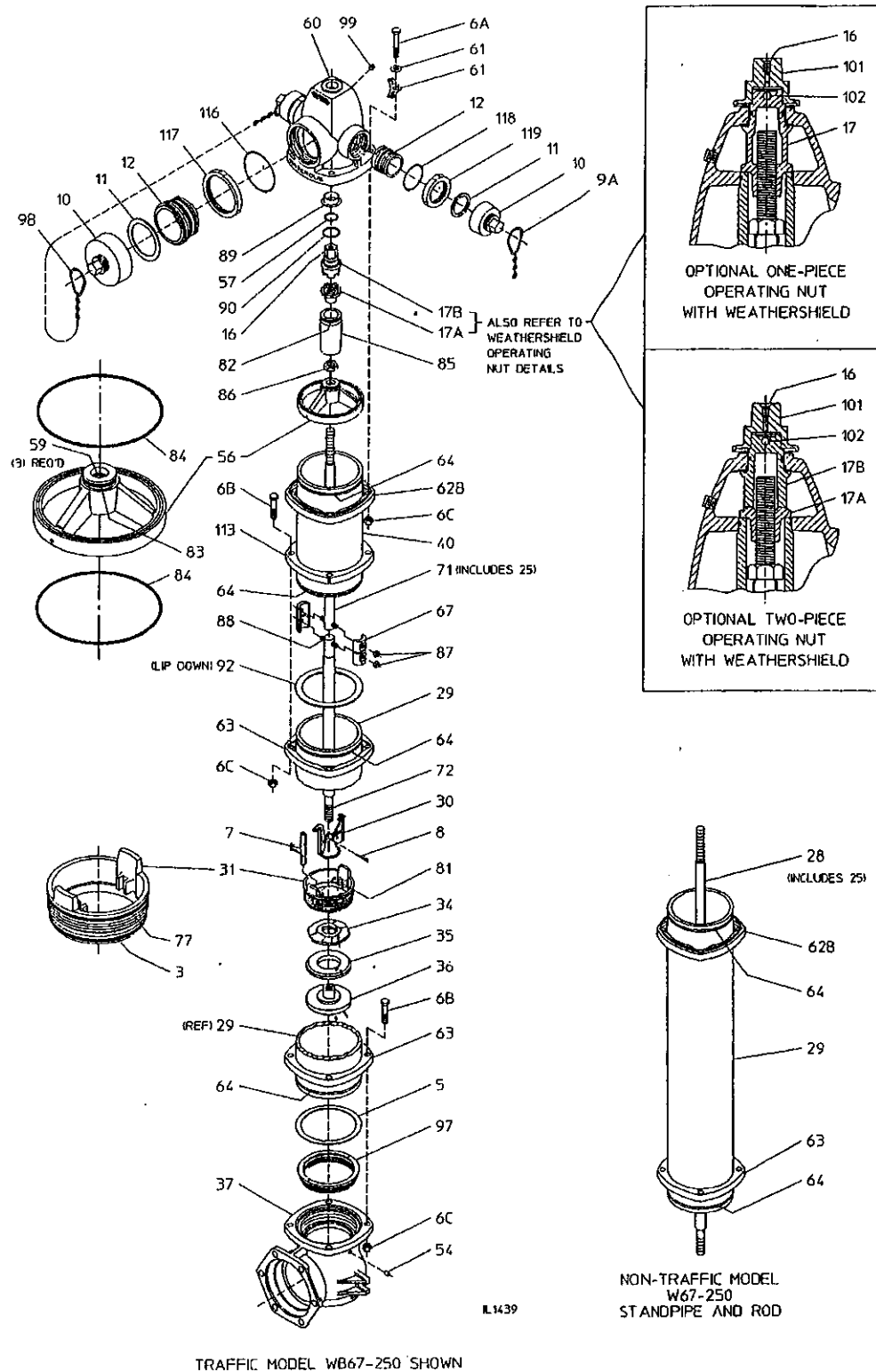




Table 3. Parts List for 250 PSI Working Pressure Ductile Iron Pacer (Models W67-250 and WB67-250)

REF NO.	DESCRIPTION	MATERIAL
3	O-ring (Lower valve seat), 5-5/8 x 5-7/8	Buna N
5	Lower standpipe gasket	Neoprene
6A	Hex hd bolt, 5/8-11 x 3-3/4 in.	Zinc plated steel
6B	Hex hd bolt, 5/8-11 x 3 in.	Zinc plated steel
6C	Hex nut, 5/8-11	Zinc plated steel
7	Drain plunger	Red brass
8	Cotter pin, 1/4 x 1-1/2 in.	Stainless steel, Type 304
9A, 9B	Nozzle cap chain, single or double	Zinc-plated steel
10	Nozzle cap, hose or pumper	Ductile iron
11	Cap gasket, hose or pumper	Neoprene
12	Nozzle, hose or pumper	Brass
16	Flat hd screw, 1/4-20 x 1/2 in.	Stainless steel, Type 304
17	Operating nut (one-piece)	Bronze
17A	Lower operating nut	Bronze
17B	Upper operating nut	Ductile iron**
25	Valve rod bushing (included with 71 & 28)	Red brass
28	Rod Assembly (includes 25) (non-Traffic model)	Steel rod
29	Lower standpipe (Traffic model)	Centrifugally cast ductile iron pipe
29	Standpipe (non-Traffic model)	Centrifugally cast ductile iron pipe
30	Crossarm	Bronze
31	Valve seat	Bronze
34	Upper valve washer	Ductile iron
35	Main valve rubber	Urethane
36	Lower valve washer	Ductile iron
37	Hydrant bottom	Ductile iron
40	Upper standpipe (Traffic model)	Centrifugally cast ductile iron pipe*
54	Drain bushing	Brass
56	Support wheel	Ductile iron
57	O-ring (Operating nut), 1-1/2 x 1-3/4	Buna N
59	O-ring (Support wheel), 1-1/8 x 1-3/8	Buna N
60	Nozzle section	Ductile iron
61	Bury depth plate	Aluminum
61	Bury depth plate washer	Zinc plated steel
62B	Upper standpipe flange	Ductile iron
63	Standpipe flange	Ductile iron
64	Flange lock ring	Stainless steel, Type 430
67	Coupling sleeve (2 halves)	Cast iron
71	Upper rod assembly (includes 25) (Traffic model)	Steel rod
72	Lower rod (Traffic model)	Steel rod
77	O-ring (Upper valve seat), 5-7/8 x 6-1/8	Buna N
81	Groove pin, 3/32 x 7/16 in.	Beryllium copper
82	O-ring (Upper tube seal), 2-3/8 x 2-5/8	Buna N
83	O-ring (Lower tube seal), 1-7/8 x 2-1/8	Buna N
84	Support wheel gasket	Buna N
85	Support tube	Ductile iron
86	Stop nut, 1"-8	Zinc plated steel
87	Coupling nut, 1/2-20	Brass
88	Coupling stud, 1/2-20 x 2-9/16 in.	Stainless steel, Type 430
89	Nozzle section bushing assembly	Brass
90	Thrust ring	Teflon
92	Upper standpipe gasket	Neoprene
97	Valve seat insert	Bronze
99	Pipe plug, 1/4 NPT	Brass
101	Weathershield nut	Ductile iron
102	Spiral pin, hvy, 1/4 x 2-1/4 in.	Stainless steel
113	Breakable flange	Ductile iron
116	O-ring (pumper nozzle), 5-1/4 x 5-3/4	Buna N
117	Pumper nozzle retainer	Ductile iron
118	O-ring (hose nozzle), 3-1/4 x 3-5/8	Buna N
119	Hose nozzle retainer	Ductile iron

\*AWWA Standard C151 (ANSI 21.51)

\*\*Bronze or iron optional on some nut sizes.