




10" from light pole foundation to post center, center on light pole

10"
Existing trash can on light pole to be moved to other side of pole by the City of Aurora

New support structure, graphics, and frames.

Size: 44" x 82"



AU1-001-E

Graphics and sign sizes shown for reference only.



New support structure, graphics, and frames.

Size: 44" x 82"

AU1-001-W

Joliet

- Metra Trains
- Amtrak Trains
- Pace Buses

GRAPHIC SHOWN FOR REFERENCE AND POSITION ONLY

RTA Travel Information: www.RTChicago.org
Phone: 312-826-7000

Graphics and sign sizes shown for reference only.



96" - bottom of DSS sign from sidewalk

New sign panel mounts to existing light post.

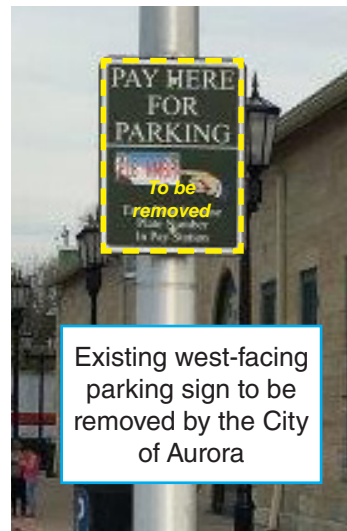
Size: 18" x 30"

AU1-002-N

← **Metra Trains**

← **Buses**

← **Metra Tickets and Ventra**




Existing west-facing parking sign to be removed by the City of Aurora

→ **Metra Trains**

→ **Buses**

→ **Metra Tickets and Ventra**



AU1-002-S


Graphics and sign sizes shown for reference only.



New sign panel replaces existing Pace sign. Reuse existing mounting hardware.


Size: 18" x 18"

AU1-010-S (shown), AU1-012, 014, 016, 018, 020, 022, 024 (similar)



Routes:

Graphics and sign sizes shown for reference only.



New vinyl graphics installed in bus shelter cabinet.

Size: Coordinate with cabinet window size.

**AU1-011-W (shown),
AU1-013-W, 015-W, 017-W, 019-W, 021-W, 023-W, 025-W (similar)**

Graphics and sign sizes shown for reference only.



New sign panel mounts to existing light post (center-mount sign panel).

Size: 18" x 30" (sign panel)

→ 
Metra Trains

→ 
Metra Tickets

→ 
Ventra Vending

AU1-030-W

Graphics and sign sizes shown for reference only.



New sign panel mounts to existing light post (center-mount sign panel).

Size: 18" x 30" (sign panel)

AU1-031-W

Three stacked sign panels with a dark blue background and white text and icons. The top panel shows a right-pointing arrow followed by a train icon and the text 'Metra Trains'. The middle panel shows a right-pointing arrow followed by a person at a ticket counter icon and the text 'Metra Tickets'. The bottom panel shows a right-pointing arrow followed by a smartphone icon and the text 'Ventra Vending'.

Graphics and sign sizes shown for reference only.



New sign panel mounts to existing light post (center-mount sign panel).

Size: 18" x 30" (sign panel)


→ 
Metra Trains

→ 
Metra Tickets

→ 
Ventra Vending

AU1-032-W

Graphics and sign sizes shown for reference only.



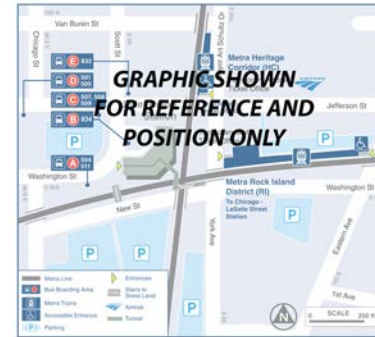
New graphics. Complete SFM-4.1 structure with frames shall be provided by RTA. Coordinate with RTA to obtain SFM-4.1 structure.

Size: 147.5" x 82"

AU1-050-W

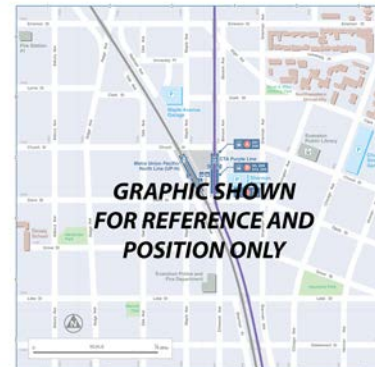
Joliet

- Metra Trains
- Amtrak Trains
- Pace Buses




RTA Travel Information: www.rtaichicago.org
Phone: 312-636-7000 Phone: 312-636-7000

Neighborhood Map
Davis St Transportation Center




Route	Destination	Frequency
501
502
503
504
505
506
507
508
509
510
511
512
513
514

Train Connections
Northeastern Illinois Region




RTA Travel Information: www.rtaichicago.org
Phone: 312-636-7000 TTY: 312-613-3199

Bus Connections
Joliet Union Station



Route	Destination	Frequency
501
502
503
504
505
506
507
508
509
510
511
512
513
514

Graphics and sign sizes shown for reference only.



New sign panel, sign post, and base.

Size: 18" x 30" (sign panel)

AU1-060-E



AU1-060-W

Graphics and sign sizes shown for reference only.



96" - bottom of sign from platform

New sign panel mounts to existing light post.


Size: 18" x 30" (sign panel)

AU1-061-N



AU1-061-S


Graphics and sign sizes shown for reference only.



96" - bottom of sign from platform

DSS

ID AU1-064



DSS

ID AU1-064


New sign panel mounts to existing light post.

Size: 18" x 30" (sign panel)

AU1-063-N

AU1-063-S

Graphics and sign sizes shown for reference only.




New sign panel mounts to existing light post.
 Coordinate mounting height with existing crisis hotline sign.

Size: 18" x 24"

AU1-064-E



Graphics and sign sizes shown for reference only.



18" from sidewalk / wood platform edge to face of post, location may need to be adjusted due to buried electrical.

New sign panel and sign post.
Direct bury post.

Size: 18" x 30" (sign panel)

AU1-065-N

Transit Information

Tickets

Waiting Room

Transit Information

Tickets

Waiting Room



AU1-065-S

Graphics and sign sizes shown for reference only.



24"
10"
10" from edge of concrete to post center, 24" from existing Metra timetable sign post

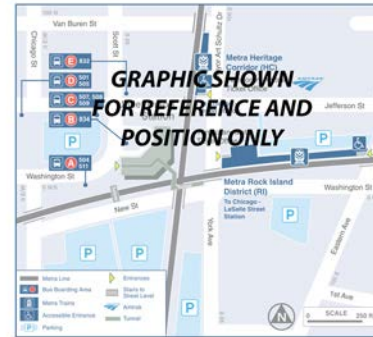
New graphics. Complete SFM-4.1 structure with frames shall be provided by RTA. Coordinate with RTA to obtain SFM-4.1 structure. Existing bench, trash can, and ash tray will be moved.

Size: 147.5" x 82"

AU1-066-N

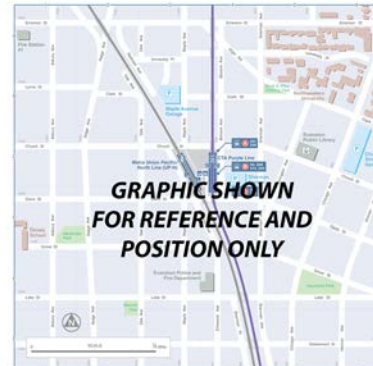
Joliet

- Metra Trains
- Amtrak Trains
- Pace Buses



RTA Travel Information: www.rtaichicago.com
Phone: 312-636-7000
TTY: 312-613-3199


Neighborhood Map
Davis St Transportation Center



Route	Frequency	Notes
501	15 min	...
502	15 min	...
503	15 min	...
504	15 min	...
505	15 min	...
506	15 min	...
507	15 min	...
508	15 min	...
509	15 min	...
510	15 min	...
511	15 min	...
512	15 min	...
513	15 min	...
514	15 min	...


RTA Travel Information: www.rtaichicago.com
Phone: 312-636-7000
TTY: 312-613-3199

Train Connections
Northeastern Illinois Region



RTA Travel Information: www.rtaichicago.com
Phone: 312-636-7000
TTY: 312-613-3199

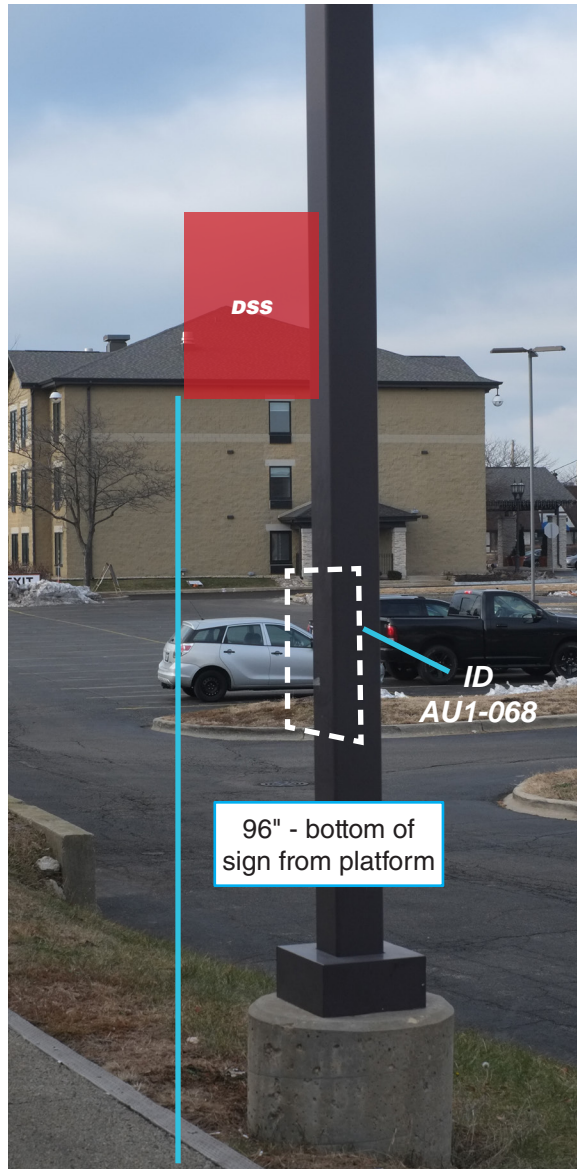
Bus Connections
Joliet Union Station



Route	Frequency	Notes
501	15 min	...
502	15 min	...
503	15 min	...
504	15 min	...
505	15 min	...
506	15 min	...
507	15 min	...
508	15 min	...
509	15 min	...
510	15 min	...
511	15 min	...
512	15 min	...
513	15 min	...
514	15 min	...

RTA Travel Information: www.rtaichicago.com
Phone: 312-636-7000
TTY: 312-613-3199

Graphics and sign sizes shown for reference only.




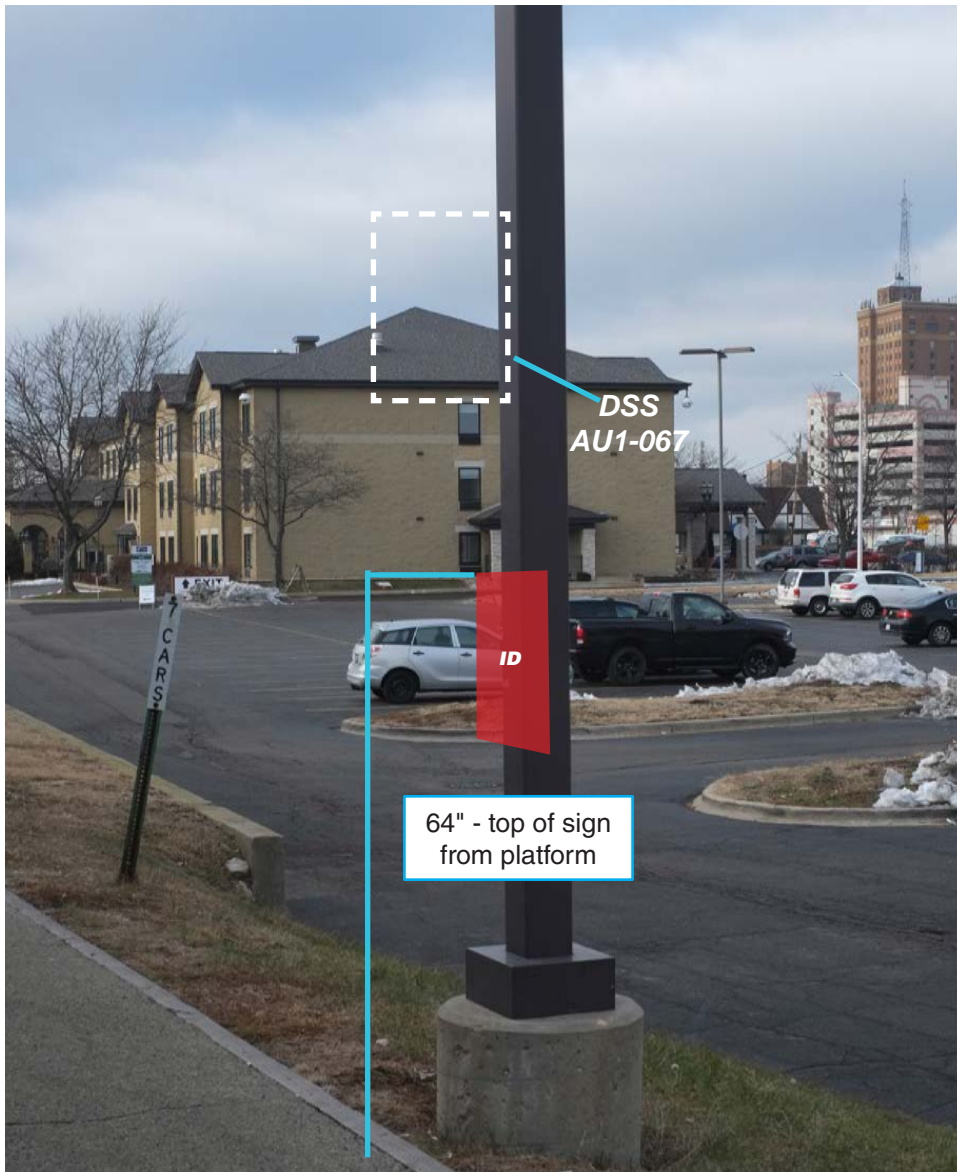
New sign panel mounts to existing light post.

Size: 18" x 30" (sign panel)

AU1-067-N

AU1-067-S

Graphics and sign sizes shown for reference only.



New sign panel mounts to existing light post.

Size: 18" x 24"

AU1-068-E

Graphics and sign sizes shown for reference only.



18" from pavement
to face of post

New sign panel and sign post.
Direct bury post.

Size: 18" x 30" (sign panel)

AU1-080-N

↑
Spring Street

↑ P
Tunnel to Lincoln Avenue Parking Lot

← **Buses**

← **Tickets**

← **Waiting Room**



AU1-080-S

Graphics and sign sizes shown for reference only.



New sign panel mounts to existing light post.
Verify mounting height with existing suicide sign.

Size: 18" x 24"

AU1-083-W




Graphics and sign sizes shown for reference only.



New sign panel mounts to existing light post.


Size: 18" x 30"

AU1-084-N



AU1-084-S


Graphics and sign sizes shown for reference only.




New sign panel mounts to existing light post.

Size: 18" x 24"

AU1-087-W



Graphics and sign sizes shown for reference only.



New sign panel mounts to existing light post.

Size: 18" x 30"

AU1-088-N



AU1-088-S

Graphics and sign sizes shown for reference only.