GENERAL ELEVATION NOTES

1. SEE SHEET A300A FOR ALL DOOR AND WINDOW TYPES.

ELEVATION KEYNOTES

1. FDC CONNECTION. SEE FIRE PROTECTION DWG'S.
2. MP-2 METAL PANEL
3. MP-1 METAL PANEL
4. FCP-1 FIBER CEMENT PANEL
5. FCP-2 FIBER CEMENT VERTICAL SIDING
6. NON-FREEZE WALL HYDRANT. SEE PLUMBING DWG'S.
7. ROOF DRAIN OVERLOW. SEE PLUMBING DWG'S.
8. BACKLIT LASER CUT WALL MOUNTED SIGN. COORDINATE W/ ELECTRICAL DWG'S.
9. BR-1 THIN BRICK VENEER
10. RS-1 CORRUGATED & PERFORATED METAL ROOF SCREEN
11. ST-1 STONE CAP
12. LIGHT BOLLARD. SEE ELECTRICAL DWG'S.

ELEVATION LEGEND

- AREA OF NO WORK - NOT IN CONTRACT
- CONCRETE
- THIN BRICK VENEER BR-1
- MP-1 AND FCP-1
- MP-2 AND FCP-2

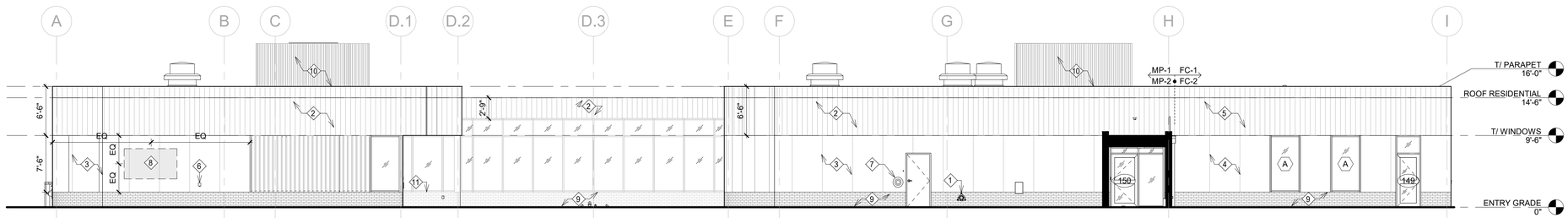

4 WEST ELEVATION
SCALE: 1/8" = 1'-0"

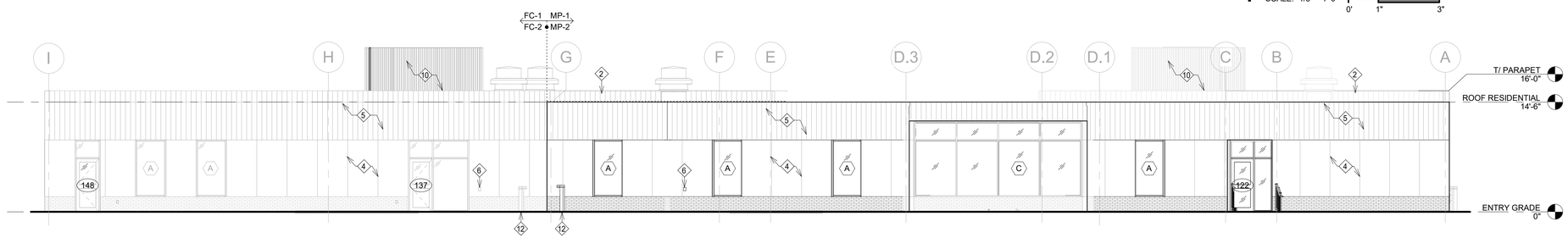

3 EAST ELEVATION
SCALE: 1/8" = 1'-0"

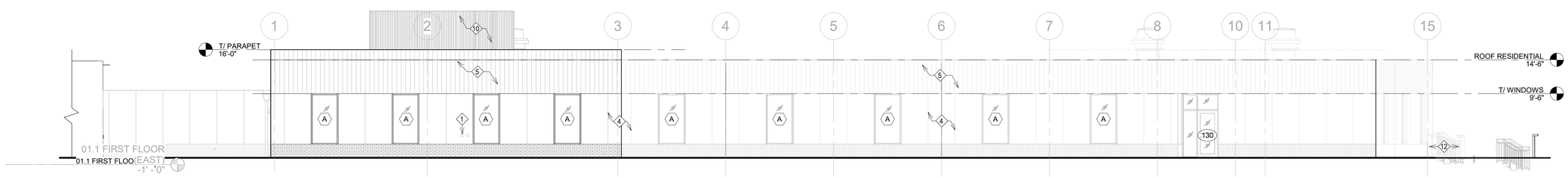

2 SOUTH ELEVATION
SCALE: 1/8" = 1'-0"

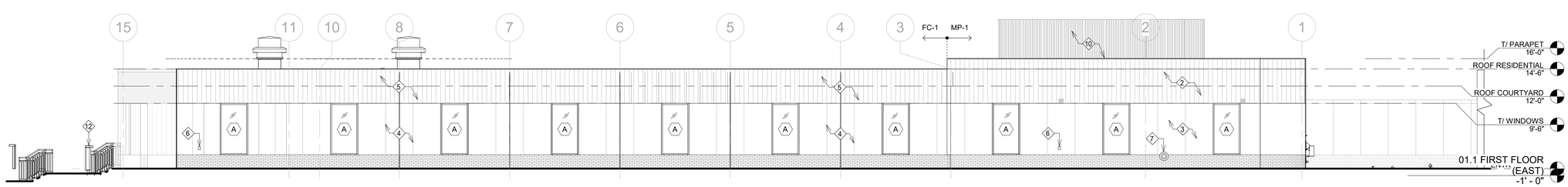

1 NORTH ELEVATION
SCALE: 1/8" = 1'-0"

MKB Architects
1925 North Clybourn Ave
Suite 400
Chicago, Illinois 60614
mkbdesign.net
773.235.3800

REV	DATE	ISSUE
	11/11/24	PERMIT
	10/16/24	ISSUE FOR BID

AURORA SUBSTANCE ABUSE TREATMENT CENTER

400 MERCY LANE
AURORA, IL 60506

gateway FOUNDATION

EXTERIOR ELEVATIONS

I HEREBY CERTIFY THAT THIS PLAN, SPECIFICATION, OR REPORT WAS PREPARED BY ME OR UNDER MY DIRECT SUPERVISION AND THAT I AM A DULY REGISTERED ARCHITECT UNDER THE LAWS OF THE STATE OF ILLINOIS

EXP. DATE: _____ REGISTRATION NO. _____

NOT FOR CONSTRUCTION

SCALE: As indicated

© 2025

JOB NO. 1906

A400

GENERAL ELEVATION NOTES

1. SEE SHEET A300A FOR ALL DOOR AND WINDOW TYPES.

ELEVATION KEYNOTES

1. FDC CONNECTION. SEE FIRE PROTECTION DWG'S.
2. MP-2 METAL PANEL
3. MP-1 METAL PANEL
4. FCP-1 FIBER CEMENT PANEL
5. FCP-2 FIBER CEMENT VERTICAL SIDING
6. NON-FREEZE WALL HYDRANT. SEE PLUMBING DWG'S.
7. ROOF DRAIN OVERLOW. SEE PLUMBING DWG'S.
8. BACKLIT LASER CUT WALL MOUNTED SIGN. COORDINATE W/ ELECTRICAL DWG'S.
9. BR-1 THIN BRICK VENEER
10. RS-1 CORRUGATED & PERFORATED METAL ROOF SCREEN
11. ST-1 STONE CAP
12. LIGHT BOLLARD. SEE ELECTRICAL DWG'S.

ELEVATION LEGEND

- AREA OF NO WORK - NOT IN CONTRACT
- CONCRETE
- THIN BRICK VENEER BR-1
- MP-1 AND FCP-1
- MP-2 AND FCP-2

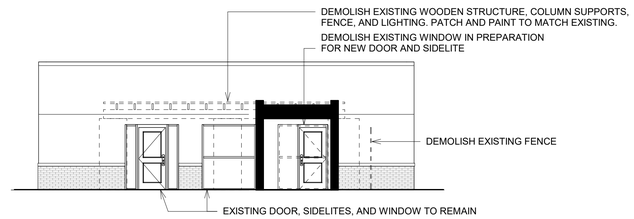

6 DINING VESTIBULE - WEST ELEVATION
SCALE: 1/8" = 1'-0"

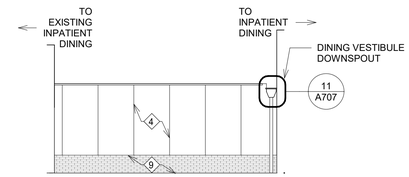

5 DINING VESTIUBLE - NORTH ELEVATION
SCALE: 1/8" = 1'-0"

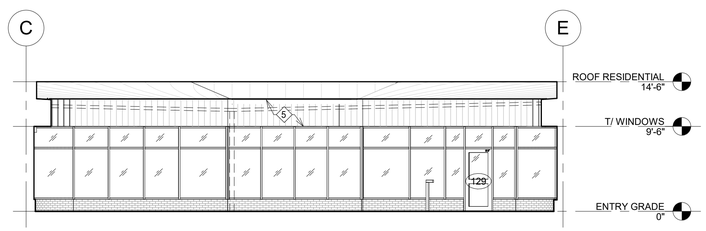

4 COURTYARD ELEVATION EAST
SCALE: 1/8" = 1'-0"

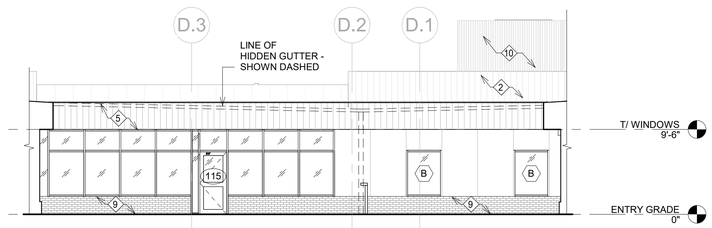

3 COURTYARD ELEVATION WEST
SCALE: 1/8" = 1'-0"

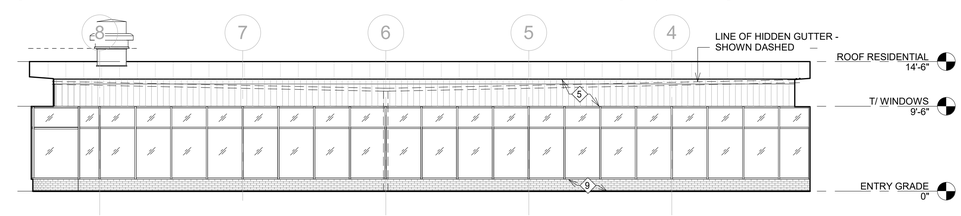

2 COURTYARD ELEVATION SOUTH
SCALE: 1/8" = 1'-0"

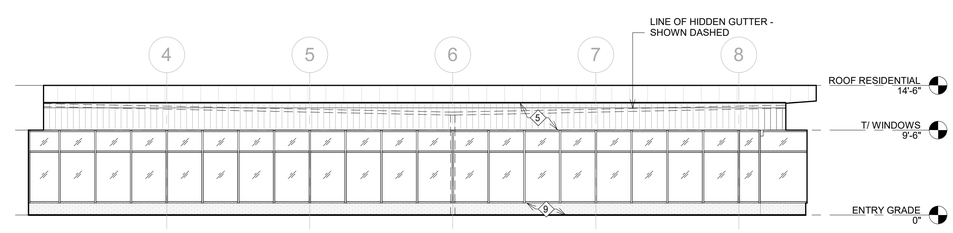

1 COURTYARD ELEVATION NORTH
SCALE: 1/8" = 1'-0"

MKB Architects
1925 North Clybourn Ave
Suite 400
Chicago, Illinois 60614
mkbdesign.net
773.235.3800

REV	DATE	ISSUE
	11/11/24	PERMIT
	10/16/24	ISSUE FOR BID

AURORA SUBSTANCE ABUSE TREATMENT CENTER

400 MERCY LANE
AURORA, IL 60506

gateway FOUNDATION

EXTERIOR ELEVATIONS

I HEREBY CERTIFY THAT THIS PLAN, SPECIFICATION, OR REPORT WAS PREPARED BY ME OR UNDER MY DIRECT SUPERVISION AND THAT I AM A DULY REGISTERED ARCHITECT UNDER THE LAWS OF THE STATE OF ILLINOIS

EXP. DATE: _____ REGISTRATION NO. _____

NOT FOR CONSTRUCTION

SCALE: As indicated

© 2025

JOB NO. 1906

A401