FIRE ACCESS PLAN

(Aurora University, Special Service Area 197, Unit II, Lot 1)

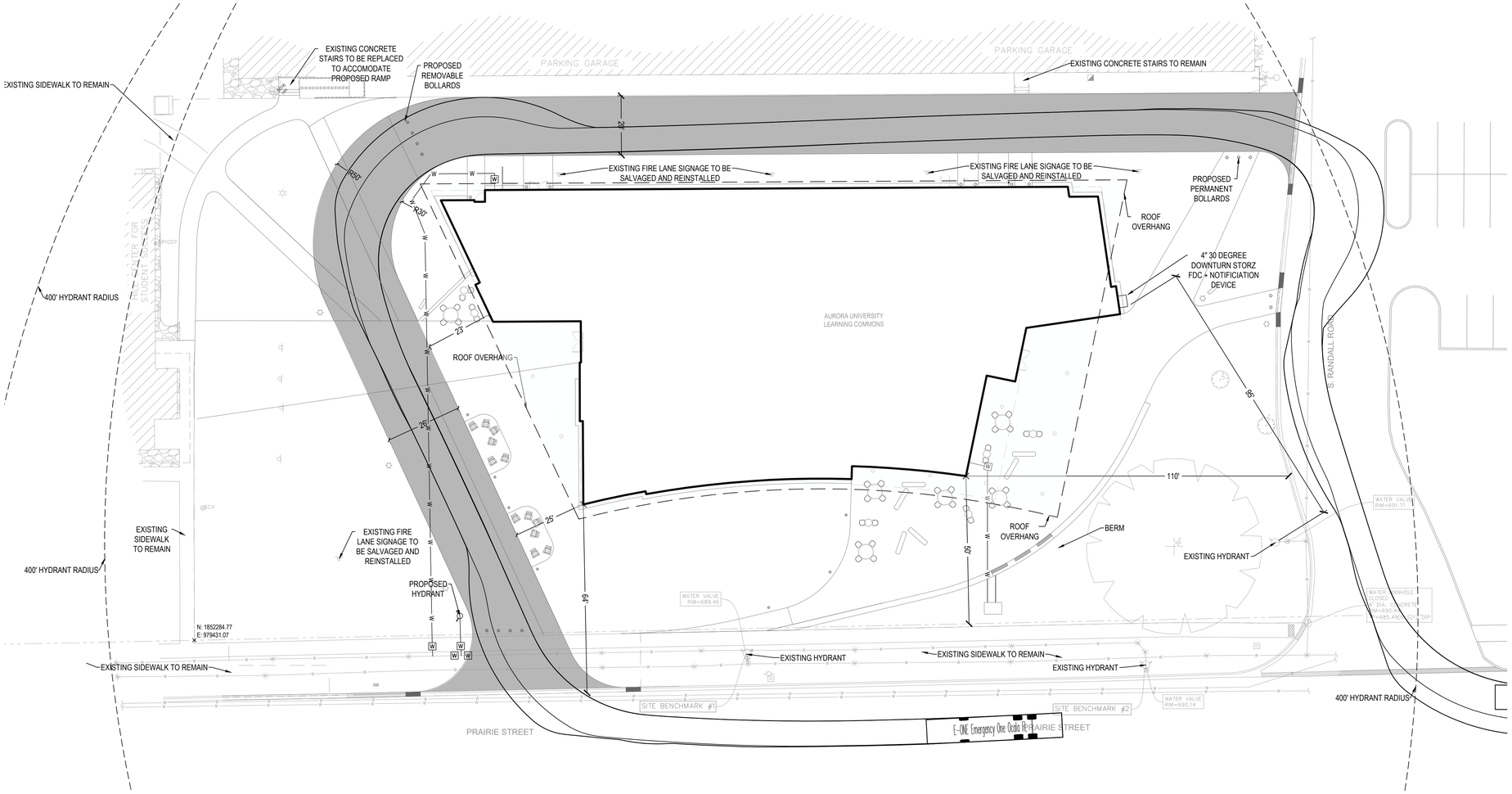

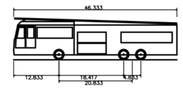

E-ONE Emergency One Ocala FL

Overall Length	46.333ft
Overall Width	8.333ft
Overall Body Height	11.833ft
Min Body Ground Clearance	1.333ft
Track Width	8.333ft
Lock-to-lock time	6.00s
Max Wheel Angle	45.00°

LEGEND

DESIGNATES 20' FIRE APPARATUS ACCESS ROAD

PROJECT VICINITY MAP

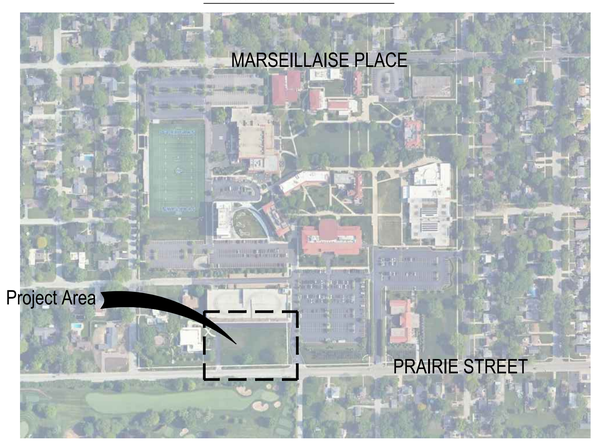

COMMAND CENTER
SERVING AURORA
UNIVERSITY:

FIRE STATION NO. 7
824 KENILWORTH AVE,
AURORA, IL 60506
(630) 256 4070

FIRE ACCESS PLAN DATA TABLE

Fire Access Plan Data Table

Description	Value	Unit
a) Building Height	42.50	feet
b) Building Square Footage (typical)	49,300	gross square feet
c) Building fire suppression information including any proposed use of sprinkler systems, fire alarm systems, whether fire extinguishers are needed:		
Sprinklers: Automatic sprinklers in accordance with NFPA 13 will be provided throughout the facility. These will be wet pipe except in areas subject to freezing where dry pipe sprinklers will be provided. Fire Alarm: An emergency voice fire alarm system will be provided throughout the building. Fire Extinguishers: Portable fire extinguishers will be provided throughout the building.		
d) General description of business to be conducted within each building including: will there be rack storage in the building, will there be storage of combustible materials over twelve feet in height, clearance of sprinkler heads and stored materials (18 inch minimum):		
There will be racks on first floor in the library, and movable racks in the archive room on the third floor. The racks will be less than twelve feet in height. The stored material will be primarily paper products, such as books, and files, which are classified as Class III commodity. There will not be any in-rack sprinkler. The clearance between the sprinkler heads and stored materials will be over 18 inches.		

Aurora University
Learning Commons

1433 Prairie Street
Aurora, IL, 60506

SMITHGROUP

35 EAST WACKER
SUITE 900
CHICAGO, IL 60601
312.641.0770
www.smithgroup.com

Consultant Two
DISCIPLINE TWO
Address Two
City, State, Zip
Phone

Consultant One
DISCIPLINE ONE
Address One
City, State, Zip
Phone

ISSUED FOR	REV	DATE

ISSUED FOR	REV	DATE
PLANNING & ZONING RESUBMISSION		05/06/2025
ISSUED FOR PERMIT		03/27/2025

SEALS AND SIGNATURES

KEY PLAN

PROJECT NORTH

DRAWING TITLE

FIRE ACCESS PLAN

0' 10' 20' 40'

SCALE: 1" = 20'

SCALE

PROJECT NUMBER

SFP

1/1

DRAWING NUMBER

FILE: C:\Users\gbond\SmithGroup Companies Inc\00015118 - SmithGroup - CH-57LB264.dwg USER: gbond DATE: May, 06 2025 TIME: 10:52 am