







# MATERIAL LEGEND

	EF-9G NICHIIA FIBER CEMENT PANEL VINTAGE WOOD
	EB-1GA PINE HALL BRICK OYSTER PERAL
	EB-1GB ACME BRICK RUSTIC WHITE
	MC-2G METAL COPING
	MC-3G METAL COPING
	MP-3G METAL AWNING

Materials  
3" = 1'-0"




1 East  
3/16" = 1'-0"



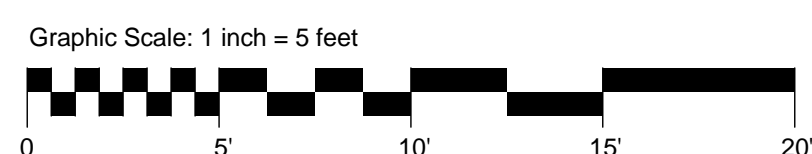
2 South  
3/16" = 1'-0"



3 North  
3/16" = 1'-0"



4 West  
3/16" = 1'-0"



Elevation Data Table: Ground Signage				
Ground Sign #	Description	Value	Unit	
Monument	i) Length of street frontage - on which Sign is Located	172	Feet	
	ii) Width of Sign Face (Burger King Round Sign)	4.00	Feet	
	iii) Height of Sign Face (Burger King Round Sign)	4.00	Feet	
	iv) Square Footage of Sign Face (Burger King Round Sign)	13	Square Feet	
	v) Height of Sign (overall)	8	Feet	
	vi) Width of Sign (overall)	5	Feet	
	vii) Type of Sign	Poly with LED Lighting		
	viii) Type of Sign Base	Aluminum Panel		
	ix) Is there a Digital Display	Yes		
	x) If Yes then, Location of Digital Display on the sign	bottom		Not digital, manual readerboard
Ground Sign	i) Length of street frontage - on which Sign is Located	-	Feet	
	ii) Width of Sign Face	3.04	Feet	
	iii) Height of Sign Face	1.00	Feet	
	iv) Square Footage of Sign Face	3	Square Feet	
	v) Height of Sign (overall)	3.5	Feet	
	vi) Width of Sign (overall)	3	Feet	
	vii) Type of Sign	Directional		
	viii) Type of Sign Base	Pole		
	ix) Is there a Digital Display	No		
	x) If Yes then, Location of Digital Display on the sign			
Ground Sign Directional	i) Length of street frontage - on which Sign is Located	-	Feet	
	ii) Width of Sign Face	3.04	Feet	
	iii) Height of Sign Face	1.00	Feet	
	iv) Square Footage of Sign Face	3	Square Feet	
	v) Height of Sign (overall)	3.5	Feet	
	vi) Width of Sign (overall)	3	Feet	
	vii) Type of Sign	Directional		
	viii) Type of Sign Base	Pole		
	ix) Is there a Digital Display	No		
	x) If Yes then, Location of Digital Display on the sign			
Ground Sign	i) Length of street frontage - on which Sign is Located	-	Feet	
	ii) Width of Sign Face	3.04	Feet	
	iii) Height of Sign Face	1.00	Feet	
	iv) Square Footage of Sign Face	3	Square Feet	
	v) Height of Sign (overall)	3.5	Feet	
	vi) Width of Sign (overall)	3	Feet	
	vii) Type of Sign	Directional		
	viii) Type of Sign Base	Pole		
	ix) Is there a Digital Display	No		
	x) If Yes then, Location of Digital Display on the sign			
Ground Sign Directional	i) Length of street frontage - on which Sign is Located	-	Feet	
	ii) Width of Sign Face	3.04	Feet	
	iii) Height of Sign Face	1.00	Feet	
	iv) Square Footage of Sign Face	3	Square Feet	
	v) Height of Sign (overall)	3.5	Feet	
	vi) Width of Sign (overall)	3	Feet	
	vii) Type of Sign	Directional		
	viii) Type of Sign Base	Pole		
	ix) Is there a Digital Display	No		
	x) If Yes then, Location of Digital Display on the sign			
Ground Sign	i) Length of street frontage - on which Sign is Located	-	Feet	
	ii) Width of Sign Face	3.04	Feet	
	iii) Height of Sign Face	1.00	Feet	
	iv) Square Footage of Sign Face	3	Square Feet	
	v) Height of Sign (overall)	3.5	Feet	
	vi) Width of Sign (overall)	3	Feet	
	vii) Type of Sign	Directional		
	viii) Type of Sign Base	Pole		
	ix) Is there a Digital Display	No		
	x) If Yes then, Location of Digital Display on the sign			
Ground Sign Directional	i) Length of street frontage - on which Sign is Located	-	Feet	
	ii) Width of Sign Face	3.04	Feet	
	iii) Height of Sign Face	1.00	Feet	
	iv) Square Footage of Sign Face	3	Square Feet	
	v) Height of Sign (overall)	3.5	Feet	
	vi) Width of Sign (overall)	3	Feet	
	vii) Type of Sign	Directional		
	viii) Type of Sign Base	Pole		
	ix) Is there a Digital Display	No		
	x) If Yes then, Location of Digital Display on the sign			

Elevation Data Table: Wall Signage			
Wall Sign #	Description	Value	Unit
East Elevation	i) Width of Façade - on which Sign is Located	68.30	Feet
	ii) Height of Façade - on which Sign is Located	20.00	Feet
	iii) Square Footage of Façade - on which Sign is Located	1,366.00	Square Feet
	iv) Width of Sign Face	20.30	Feet
	v) Height of Sign Face (Round Sign)	1.50	Feet
	vi) Square Footage of Sign Face	30.45	Square Feet
	vii) Percent of Sign Coverage - Façade on which Sign is Located	2%	Percent
East Elevation	i) Width of Façade - on which Sign is Located	68.30	Feet
	ii) Height of Façade - on which Sign is Located	20.00	Feet
	iii) Square Footage of Façade - on which Sign is Located	1,366.00	Square Feet
	iv) Width of Sign Face	6.00	Feet
	v) Height of Sign Face (Round Sign)	6.00	Feet
	vi) Square Footage of Sign Face (Round Sign)	28.27	Square Feet
	vii) Percent of Sign Coverage - Façade on which Sign is Located	2%	Percent
South Elevation	i) Width of Façade - on which Sign is Located	40.80	Feet
	ii) Height of Façade - on which Sign is Located	20.00	Feet
	iii) Square Footage of Façade - on which Sign is Located	818.00	Square Feet
	iv) Width of Sign Face	6.00	Feet
	v) Height of Sign Face	6.00	Feet
	vi) Square Footage of Sign Face	28.27	Square Feet
	vii) Percent of Sign Coverage - Façade on which Sign is Located	3%	Percent
West Elevation	i) Width of Façade - on which Sign is Located	68.30	Feet
	ii) Height of Façade - on which Sign is Located	20.00	Feet
	iii) Square Footage of Façade - on which Sign is Located	1,366.00	Square Feet
	iv) Width of Sign Face	6.00	Feet
	v) Height of Sign Face (Round Sign)	6.00	Feet
	vi) Square Footage of Sign Face (Round Sign)	28.27	Square Feet
	vii) Percent of Sign Coverage - Façade on which Sign is Located	2%	Percent
North Elevation	i) Width of Façade - on which Sign is Located	40.80	Feet
	ii) Height of Façade - on which Sign is Located	20.00	Feet
	iii) Square Footage of Façade - on which Sign is Located	818.00	Square Feet
	iv) Width of Sign Face	6.00	Feet
	v) Height of Sign Face (Round Sign)	6.00	Feet
	vi) Square Footage of Sign Face (Round Sign)	28.27	Square Feet
	vii) Percent of Sign Coverage - Façade on which Sign is Located	3%	Percent
2	i) Width of Façade - on which Sign is Located	-	Feet
	ii) Height of Façade - on which Sign is Located	-	Feet
	iii) Square Footage of Façade - on which Sign is Located	-	Square Feet
	iv) Width of Sign Face	-	Feet
	v) Height of Sign Face	-	Feet
	vi) Square Footage of Sign Face	-	Square Feet
	vii) Percent of Sign Coverage - Façade on which Sign is Located	0%	Percent

Elevation Data Table: Elevations		
Description	Value	Unit
a) Building Height in feet (typical)	20.00	feet
b) Total Building Square Footage (typical)	2,165.00	Square Feet
c) First Floor Building Square Footage (typical)	2,165.00	Square Feet
d) Number of building stories (typical)	1.00	Square Feet
e) Exterior Material List (including colors) for all buildings and accessory structures:		
Fiber Cement Panel (Brown) Brick Watertable (Brown) Brick (White) Metal Coping (White/Brown)		

DATE: \_\_\_\_\_  
DRAWN BY: \_\_\_\_\_  
CHECKED BY: \_\_\_\_\_  
NO. DATE



**InSite**  
1400 West Esplanade, Suite 200, Oak Brook, IL 60221-8654  
T: 630.877.8100 | F: 630.877.8120 | www.insiteusa.com

**INTERPLAN**  
ARCHITECTURE  
ENGINEERING  
INTERIOR DESIGN  
PROJECT MANAGEMENT  
606 COURTLAND STREET  
ORLANDO, FLORIDA 32801  
PH 407.645.5008  
FX 407.628.9124

DATE: 03/19/18 PROJECT #: 2017.0591

TK-28 3.2 STANDARD PROTOTYPE  
**BURGER KING**  
1378 BUTTERFIELD RD  
AURORA, IL

A2.0

SEAL



DATE: 03/19/18

PROJECT #:

TK-28 3.2 STANDARD PROTOTYPE

2017.0591

**BURGER KING**

1378 BUTTERFIELD RD

AURORA, IL



DATE: 03/19/18

PROJECT #:

TK-28 3.2 STANDARD PROTOTYPE

2017.0591

**BURGER KING**

1378 BUTTERFIELD RD

AURORA, IL

A2.2

**INTERPLANE**

ARCHITECTURE  
 ENGINEERING  
 INTERIOR DESIGN  
 PROJECT MANAGEMENT  
 604 COURTLAND STREET  
 ORLANDO, FLORIDA 32801  
 PH 407.646.5008  
 FX 407.628.9124

COPYRIGHT © 2017  
 INTERPLANE, LLC RESERVES  
 COPYRIGHT & OTHER RIGHTS  
 RESTRICTING THESE  
 DOCUMENTS TO THE ORIGINAL  
 SITE OR PURPOSE FOR WHICH  
 THEY WERE PREPARED.  
 REPRODUCTIONS, CHANGES  
 OR DISTRIBUTIONS ARE  
 PROHIBITED.


**InSite**

1400 West Beaver Street, Suite 200 Oak Brook, IL 60521-5854  
 T: 630.877.8100 F: 630.877.8120 www.insiteinterior.com

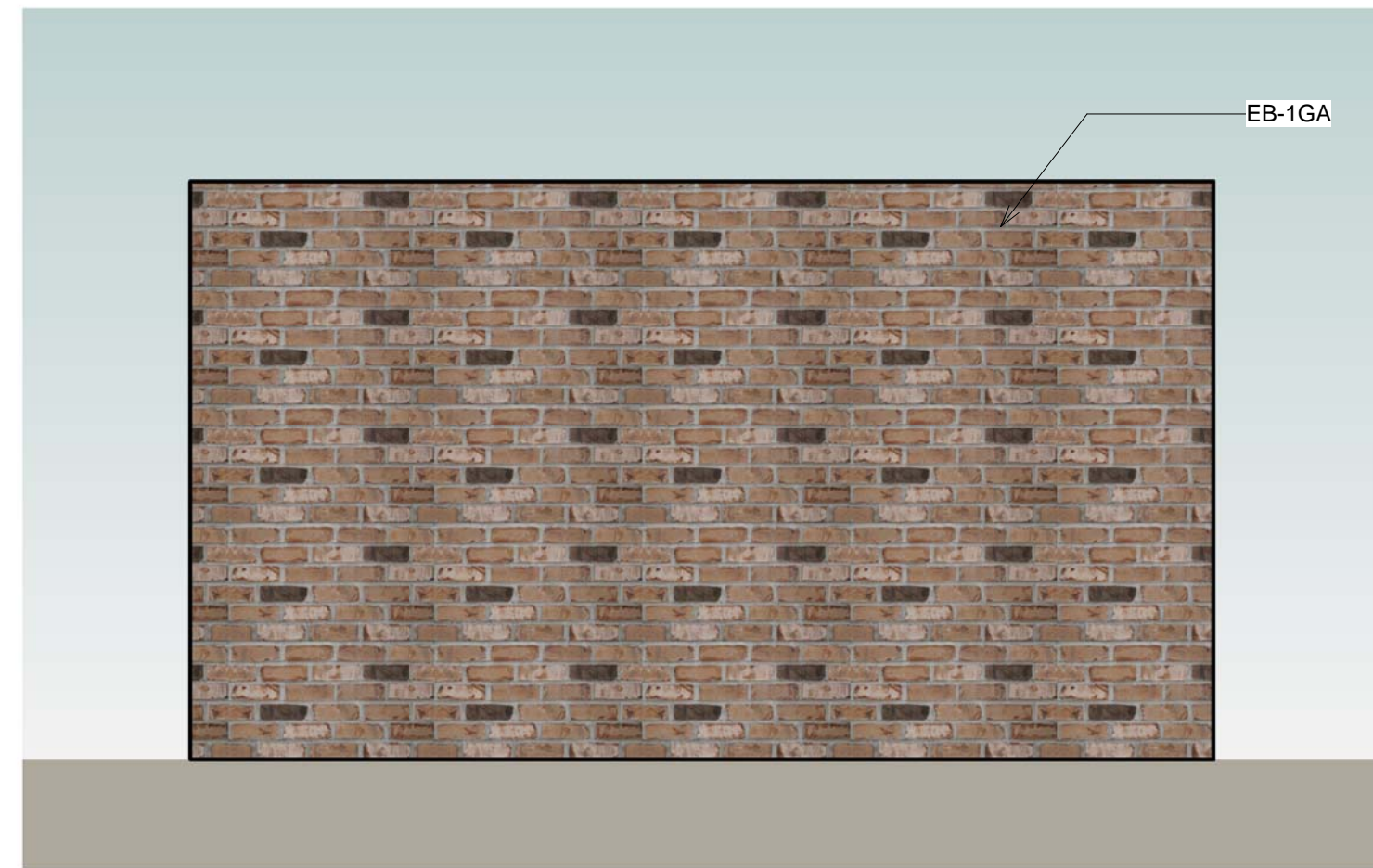


DRAWN BY: \_\_\_\_\_ CHECKED BY: \_\_\_\_\_  
 NO. DATE REVISION DATE


SEAL



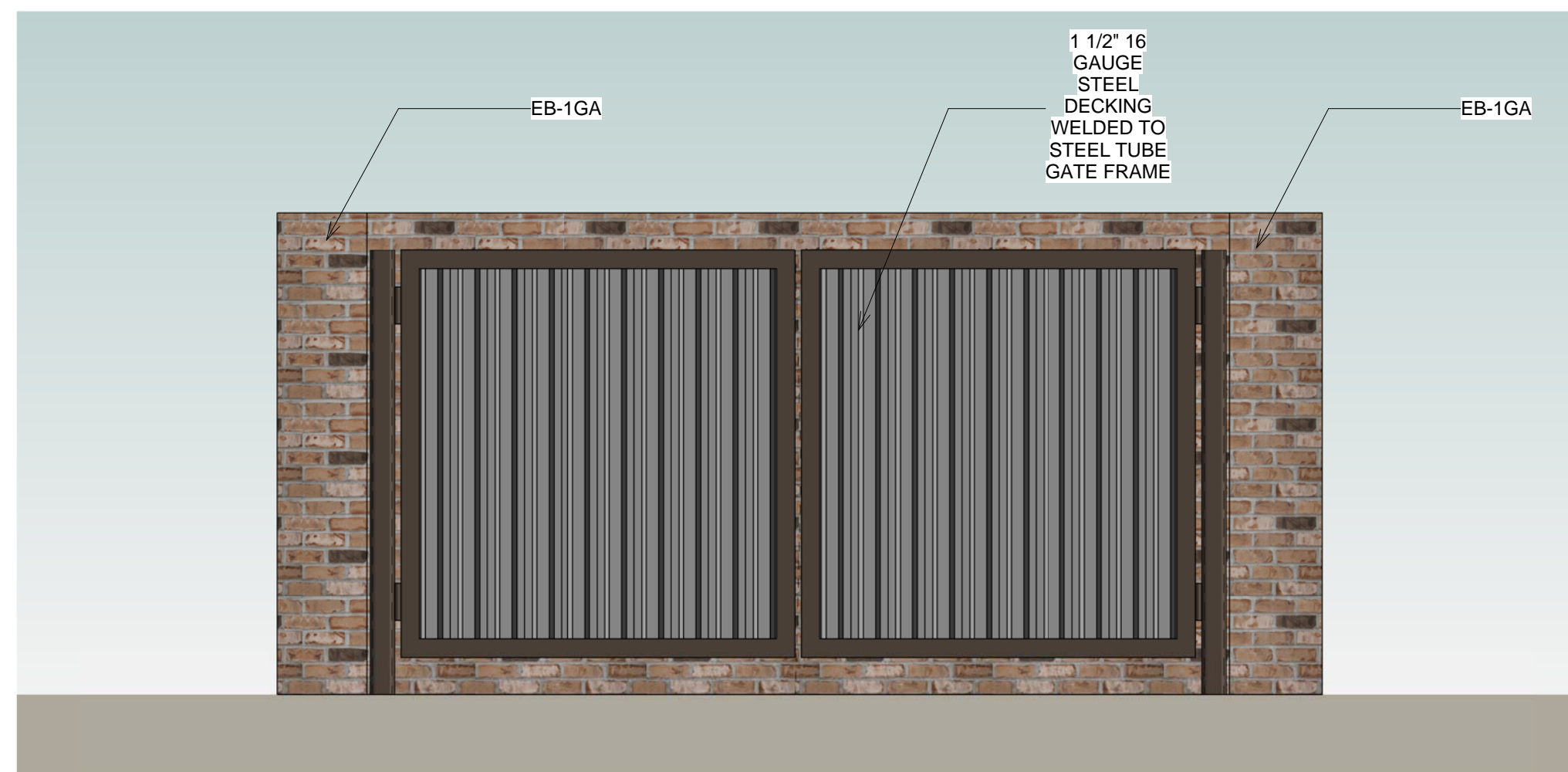
① South  
1/2" = 1'-0"



② West  
1/2" = 1'-0"



③ East  
1/2" = 1'-0"



④ North  
1/2" = 1'-0"

**MATERIAL LEGEND**



EB-1GA  
PINE HALL BRICK  
OLD IRVINGTON

DRAWN BY:		CHECKED BY:		DATE:	
NO.	DATE	NO.	DATE	NO.	DATE



**InSite**  
1400 West Orange Blvd., Suite 200, Oak Brook, IL 60220-8954  
 T: 630.877.8100 F: 630.877.8120 www.insiteinterplan.com

**INTERPLAN**  
 ARCHITECTURE  
 ENGINEERING  
 INTERIOR DESIGN  
 PROJECT MANAGEMENT  
 604 COURTLAND STREET  
 ORLANDO, FLORIDA 32801  
 PH 407.646.5008  
 FX 407.628.9124

DATE: 03/19/18 PROJECT #: 2017.0591  
 TK-28 3.2 STANDARD PROTOTYPE  
**BURGER KING**  
 1378 BUTTERFIELD RD  
 AURORA, IL

A2.3


SEAL

COPYRIGHT © 2017  
 INTERPLAN, LLC RESERVES  
 ALL RIGHTS. NO PARTS  
 OF THIS DOCUMENT MAY  
 BE REPRODUCED OR  
 TRANSMITTED IN ANY  
 FORM OR BY ANY MEANS  
 WITHOUT PERMISSION  
 FROM INTERPLAN, LLC.



# BRAND BOOK

BURGER KING  
AURORA, IL



**ENTERA**  
Your total branding solution

IN ADDITION TO THE CITY REQUIREMENTS, THE SHOPPING CENTER HAS THE FOLLOWING ADDITIONAL REQUIREMENTS FOR SIGNAGE:

A.SIGNS:

NO ROOFTOP SIGNS ON OUTLOT BUILDINGS.

NO FREESTANDING ID SIGN ON OUTLOTS WITHOUT APPROVAL OF DECLARANT.

FREESTANDING SIGN MAY NOT EXCEED THE HEIGHT OF THE SHOPPING CENTER PYLON SIGN OR BLOCK VISIBILITY OF ANY BUILDINGS ON THE WAL-MART TRACT.

ENTRANCE/EXIT SIGNS ARE ALLOWED, MUST BE MONUMENT TYPE, NOT TO EXCEED 3'3" HIGH, IN A LOCATION APPROVED BY DECLARANT.

NO SIGN IN THE COMMON AREA ON THE DECLARANT TRACT EXCEPT SIGNS ADVERTISING THE BUSINESSES CONDUCTED ON THE PROPERTY AND NO MORE THAN ONE SIGN PER BUSINESS. (SECTION 6.4E)

NO SIGN MAY OBSTRUCT INGRESS/EGRESS AS DEPICTED ON ATTACHMENT A.

OUTLOT SIGNAGE PERMITTED ON LOT 11:

AREA: 50 SF EACH SIGN, INTERNALLY LIT

HEIGHT: 8' MAXIMUM

ONE SIGN PER OUTLOT

SETBACK: MINIMUM SETBACK EQUAL TO THE HEIGHT OF THE SIGNAGE. (ORDINANCE NO. 011-053, CITY OF AURORA, UNRECORDED).

SIGN CONSTRUCTION:

MONUMENT STYLE.

CONSISTENT ARCHITECTURAL ELEMENTS ON ALL SIGNS.

ANY COMBINATION OF WOOD, MASONRY, CONCRETE, PANELS, PREFABRICATED ALUMINUM.

LANDSCAPING WITH ILLUMINATION.

SIGNAGE ITSELF MAY BE ANY COMBINATION OF BACKLIT PIN LETTERS OR PANELING.

ONE SIGN PER OUTLOT.

SIGNS MAY BE DIRECTLY OR INDIRECTLY ILLUMINATED. (ORDINANCE 007-090, CITY OF AURORA, UNRECORDED)

CUSTOMER APPROVAL **X**

DATE

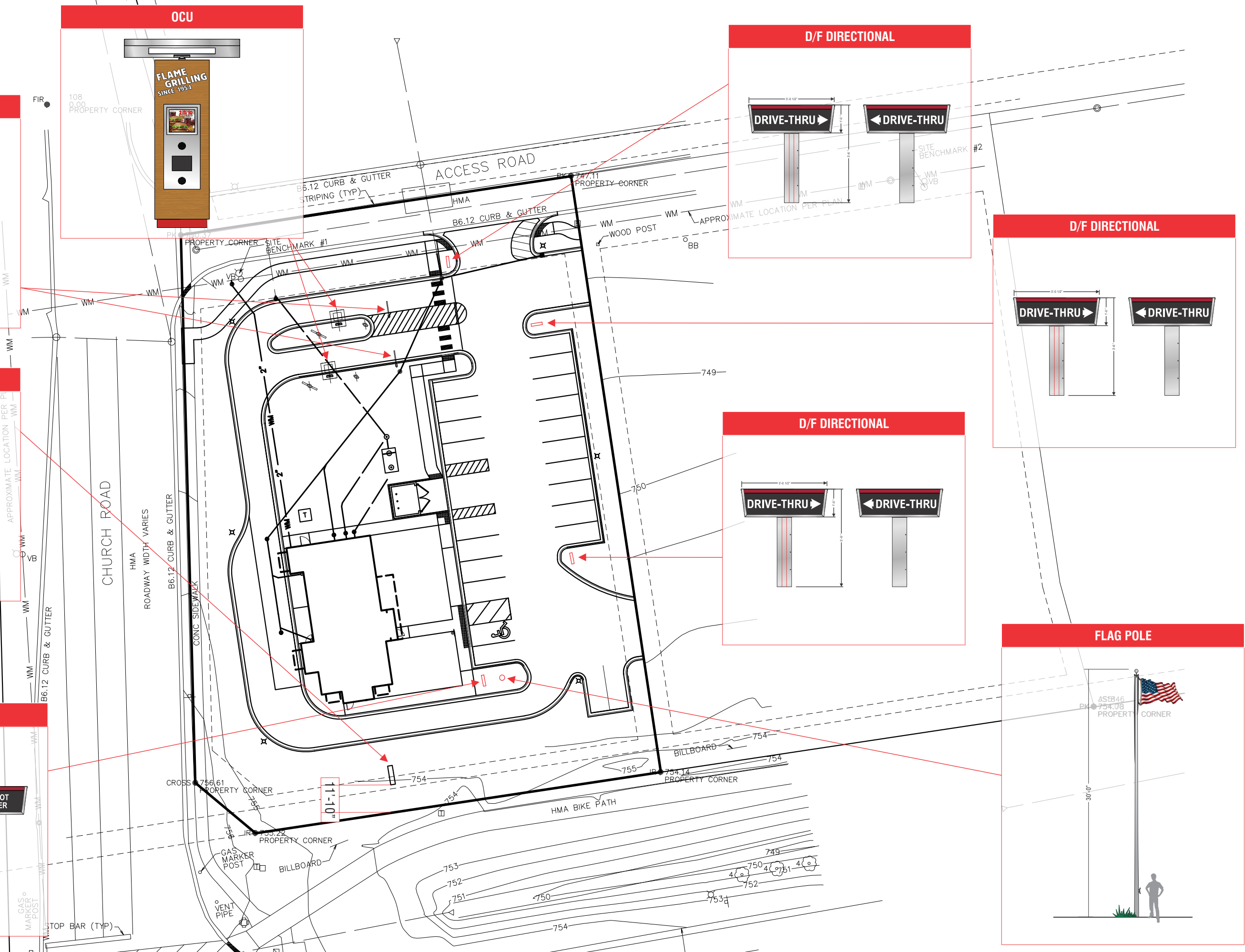

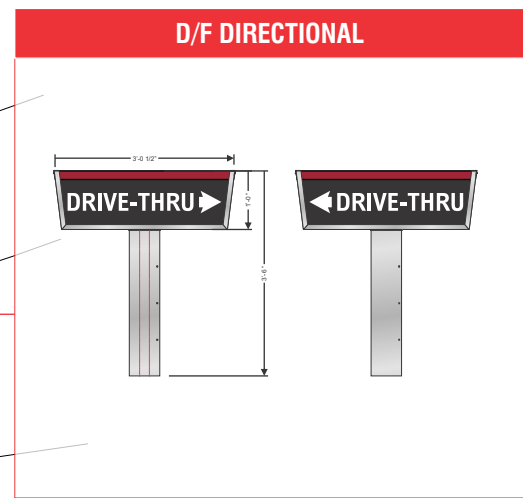
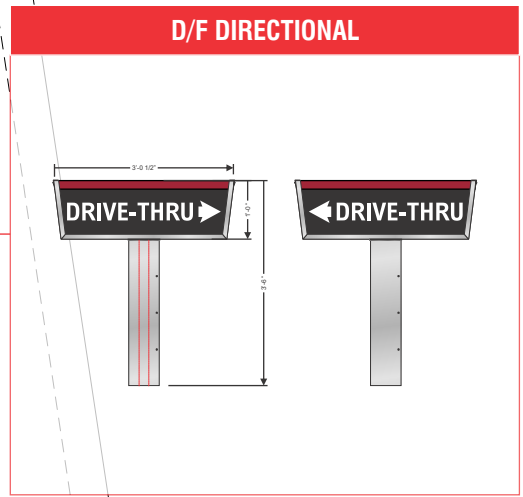
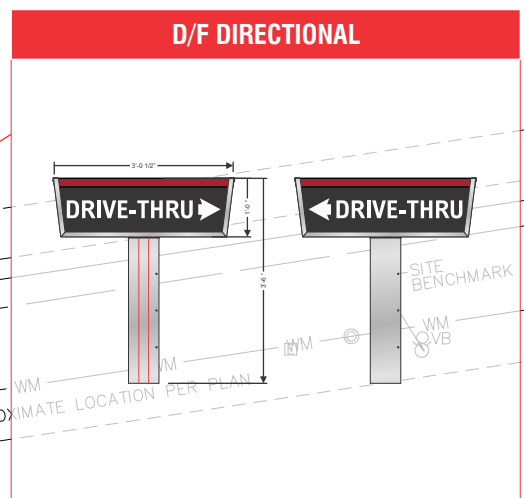
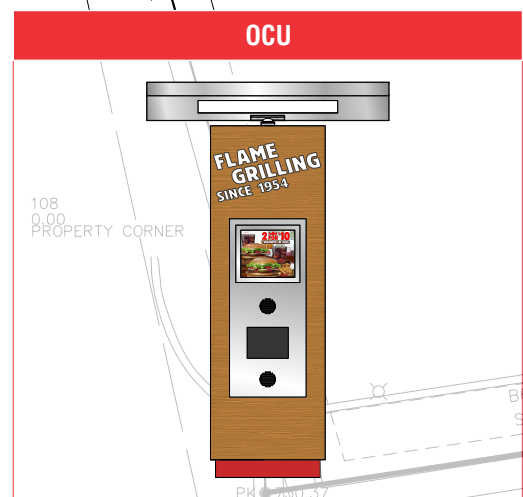
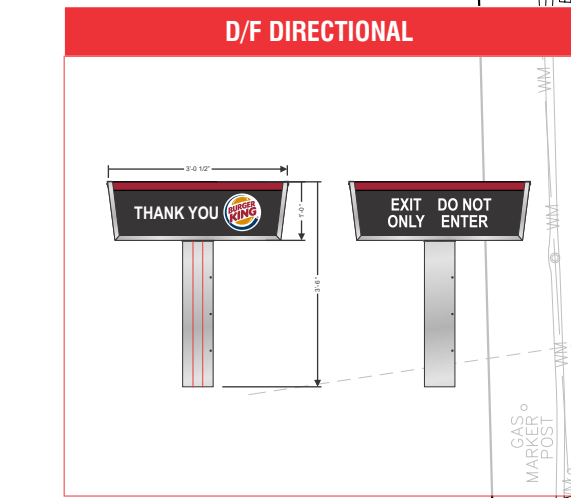

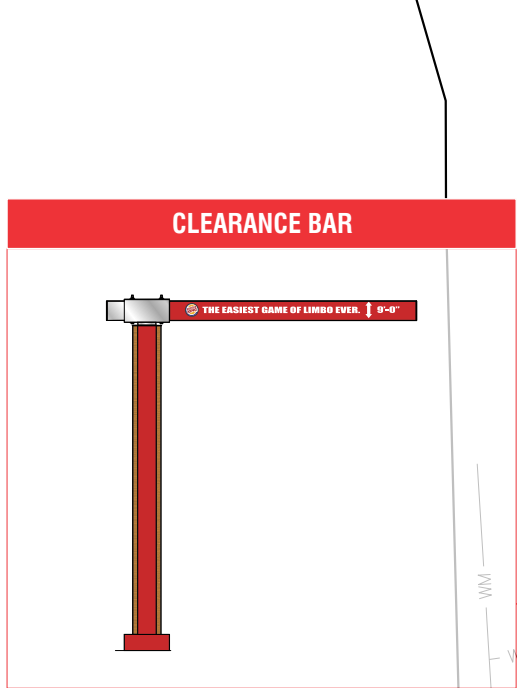
FILE LOCATION: H: MARKETING DESIGN / CDR / B / BURGER KING / AURORA, IL.cdr



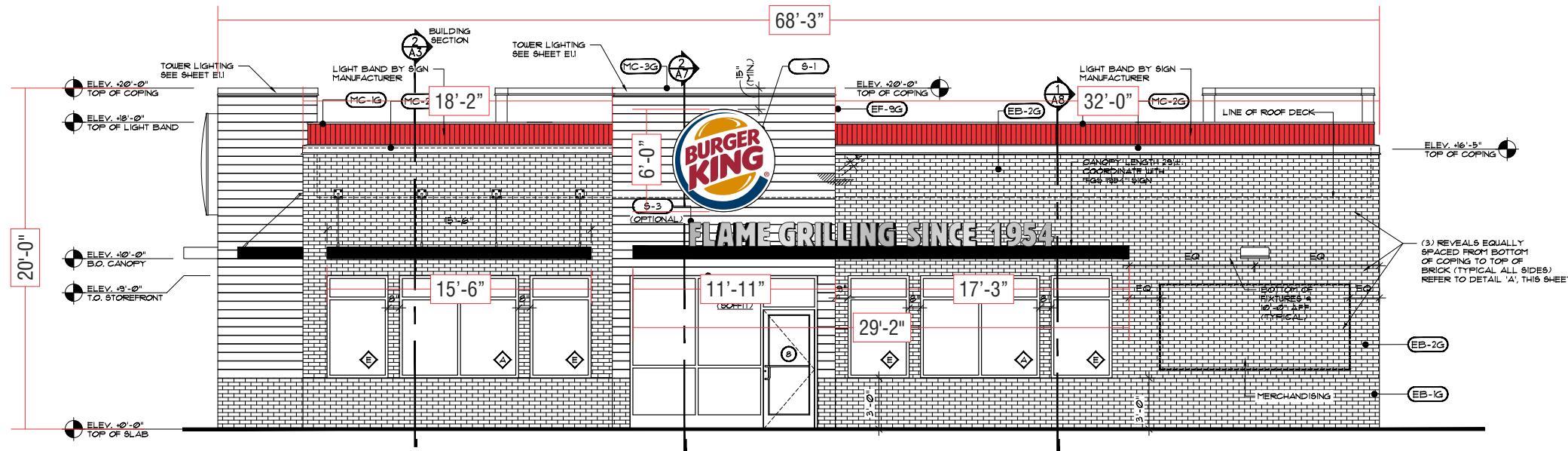
THIS IS AN ORIGINAL UNPUBLISHED DRAWING CREATED BY ENTERA BRANDING. IT IS SUBMITTED FOR YOUR PERSONAL USE IN CONNECTION WITH A PROJECT BEING PLANNED FOR YOU BY ENTERA BRANDING. IT IS NOT TO BE SHOWN TO ANYONE OUTSIDE YOUR ORGANIZATION, NOR IS IT TO BE USED, REPRODUCED, COPIED, OR EXHIBITED IN ANY FASHION.

CLIENT: BURGER KING	SCALE: NTS
LOCATION: AURORA, IL	DATE: 03.14.18
DRAWN BY: ZM	DWG. NO.: AURORA, IL

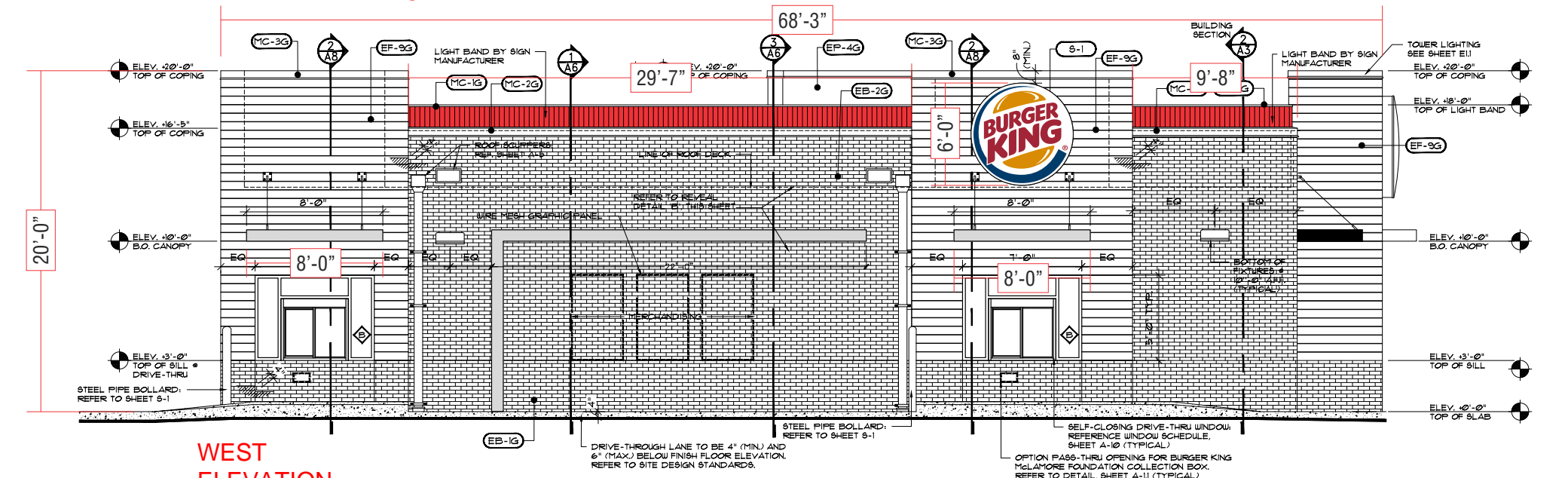
REV.1	xxxx
REV.2	xxxx
REV.3	xxxx
REV.4	xxxx



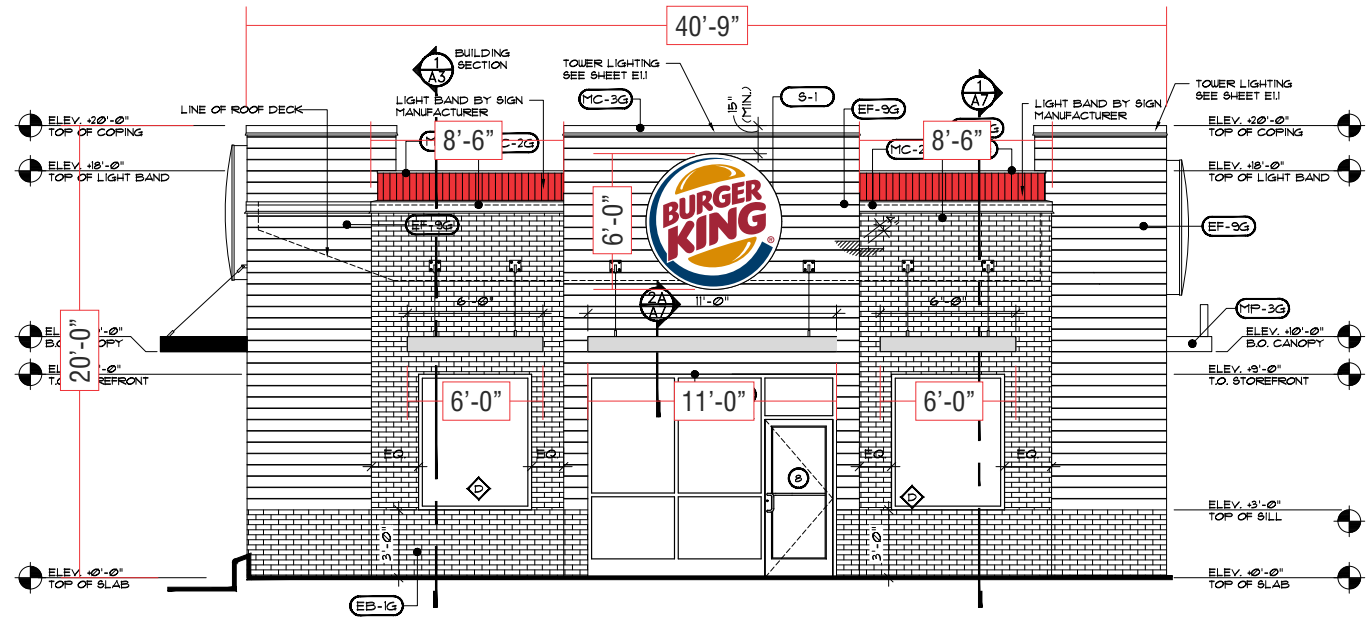




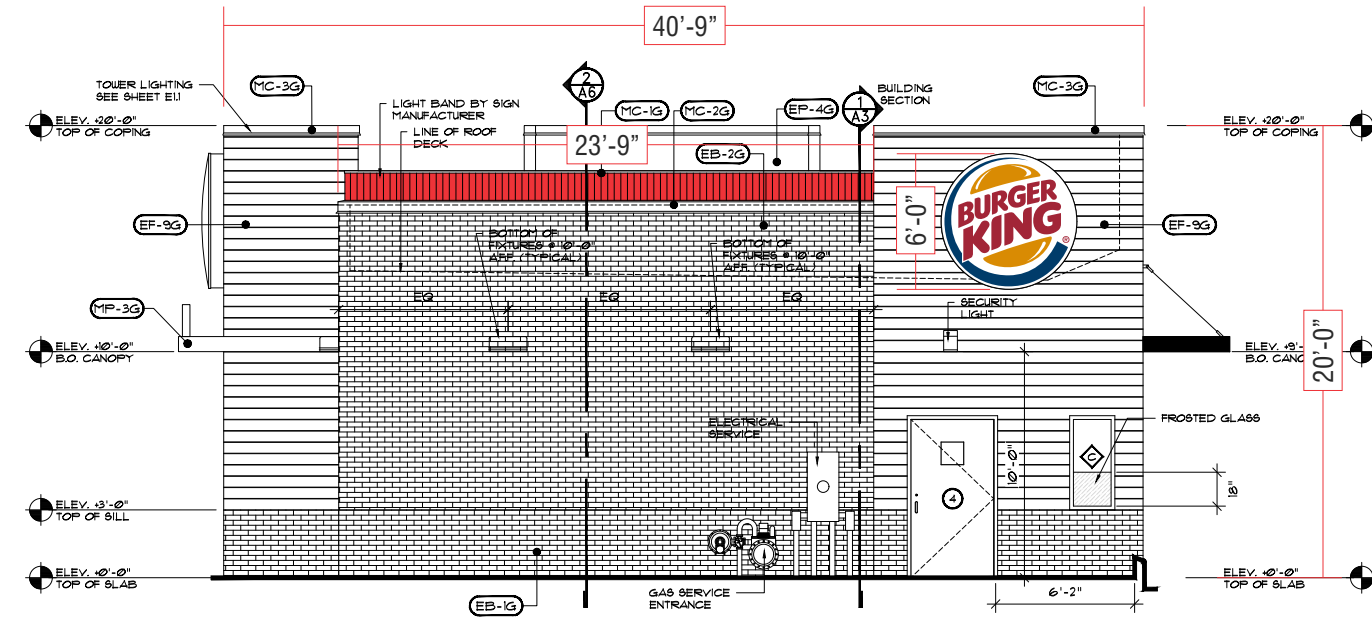
**EAST ELEVATION**



**WEST ELEVATION**



**SOUTH ELEVATION**



**NORTH ELEVATION**

DATE:	
CHECKED BY:	
REVISION:	
DRAWN BY:	
NO. DATE:	



**InSite**  
 InSite Real Estate, LLC  
 1400 16th Street, Suite 300 Oak Brook, IL 60521-8654  
 T: 630.617.9100 F: 630.617.9150 www.insiteestate.com

**INTERPLANE**  
 ARCHITECTURE  
 ENGINEERING  
 INTERIOR DESIGN  
 PROJECT MANAGEMENT  
 604 COURTLAND STREET  
 ORLANDO, FLORIDA 32804  
 PH: 407.629.5008  
 FX: 407.629.9124

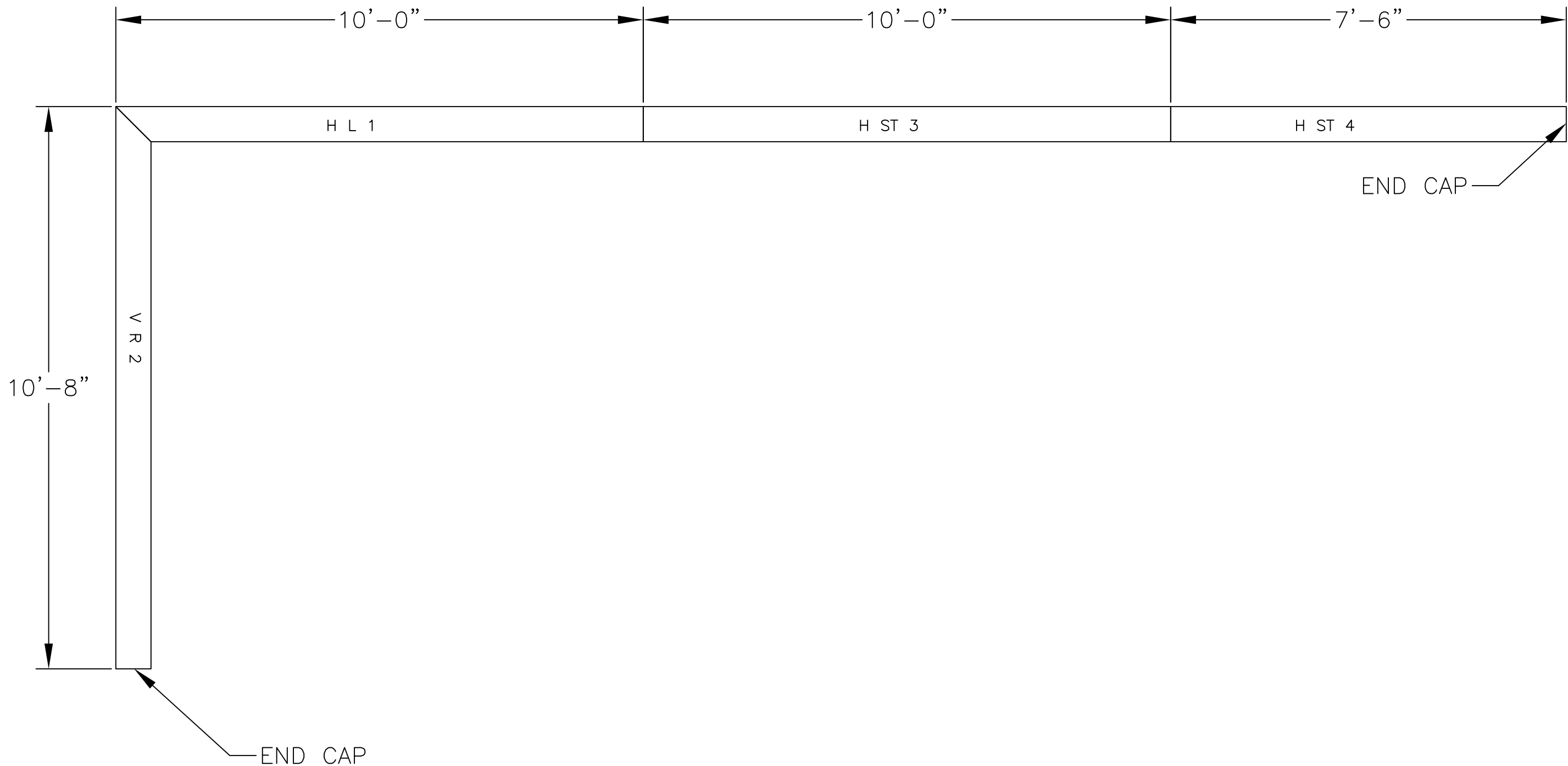
DATE: 10/16/17 PROJECT #: 2017.0591

TK-28 3.2 STANDARD PROTOTYPE  
**BURGER KING**  
 1378 BUTTERFIELD RD  
 AURORA, IL


**A-2**

EXTERIOR ELEVATIONS

SEAL



DRIVE THRU SIDE LAYOUT



**ENTERA**  
Your total branding solution

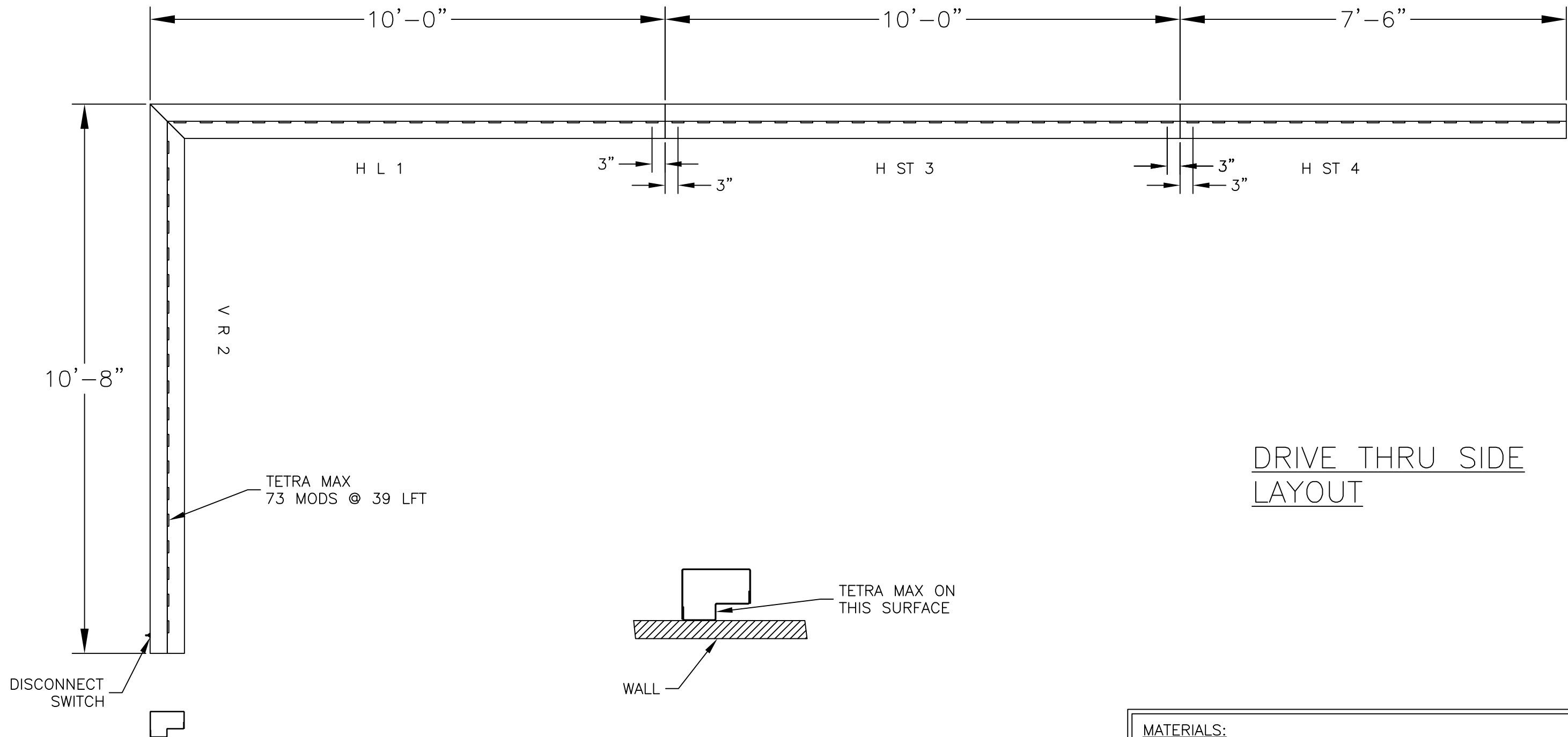
1200 ENTERA DRIVE  
PANAMA CITY, FL 32401  
PH: 850-763-7982  
FAX: 850-392-0673  
www.enterabranding.com



Underwriters  
Laboratories, Inc.®  
LISTED


THIS IS AN ORIGINAL UNPUBLISHED DRAWING CREATED BY ENTERA, INC. IT IS SUBMITTED FOR YOUR PERSONAL USE IN CONNECTION WITH A PROJECT BEING PLANNED FOR YOU BY ENTERA, INC. IT IS NOT TO BE SHOWN TO ANYONE OUTSIDE YOUR ORGANIZATION, NOR IS TO BE USED, REPRODUCED, COPIED, OR EXHIBITED IN ANY FASHION.

CLIENT: BURGER KING	SCALE: 1:40	DATE: 6/29/2016
FILE LOCATION: G:\ENGINEERING\CUSTOMER\BURGER KING		PAGE TYPE: PRESENTATION
DRAWN BY: STEVE BERTRAND	DRAWING NUMBER: BK201	PAGE NUMBER: PAGE 2 OF 5



DRIVE THRU SIDE LAYOUT

MATERIALS:			
39	LFT	LED0450	GEMX71-W1
1	EA	ELT0041	DISCONNECT SWITCH
2	LFT	ELT0089	1/2" CARFLEX
1	EA	ELT0092	SEALTITE CONNECTOR
1	EA	LED0104	GE 24-100 POWER SUPPLY



**ENTERA**  
Your total branding solution

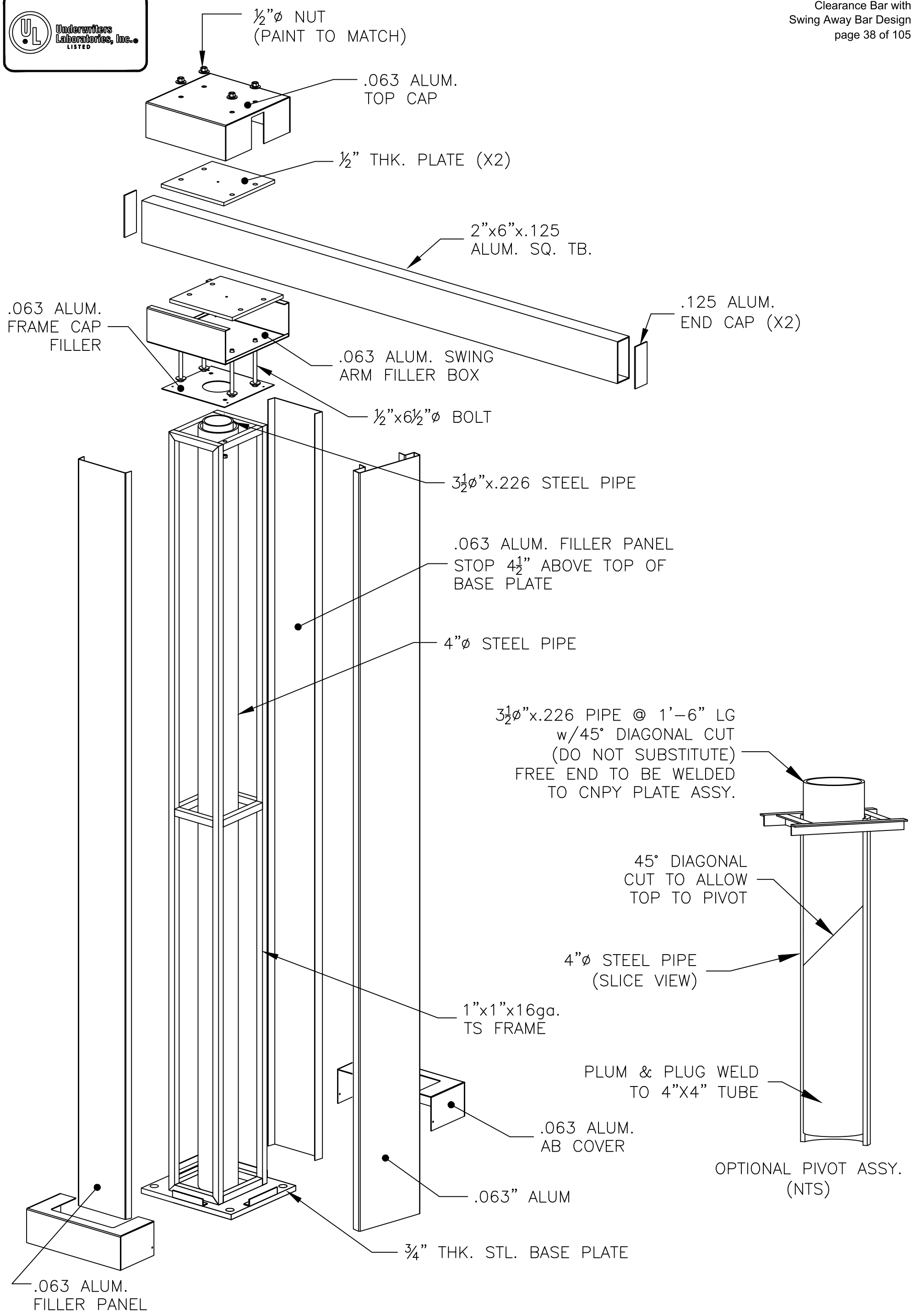
1200 ENTERA DRIVE  
PANAMA CITY, FL 32401  
PH: 850-763-7982  
FAX: 850-392-0673  
www.enterabrading.com



THIS IS AN ORIGINAL UNPUBLISHED DRAWING CREATED BY ENTERA, INC. IT IS SUBMITTED FOR YOUR PERSONAL USE IN CONNECTION WITH A PROJECT BEING PLANNED FOR YOU BY ENTERA, INC. IT IS NOT TO BE SHOWN TO ANYONE OUTSIDE YOUR ORGANIZATION, NOR IS TO BE USED, REPRODUCED, COPIED, OR EXHIBITED IN ANY FASHION.

CLIENT: BURGER KING	SCALE: 1:40	DATE: 6/29/2016
FILE LOCATION: G:\ENGINEERING\CUSTOMER\BURGER KING	PAGE TYPE: ELECTRICAL	
DRAWN BY: STEVE BERTRAND	DRAWING NUMBER: BK201	PAGE NUMBER: PAGE 4 OF 5





Note: BURGER KING® or BURGER KING® Buns and Crescent Logo to use "®" for all locations globally. All other marks will use "TM".

BURGER KING® in the U.S. use the ® trademark symbol. The Burger King® trademark may not be registered in all countries. See "Legal Standards" for more information. For registration updates, please contact the legal department in Miami (305) 378-3088.



© Copyrighted Document

This Drawing/Design illustrated is the Copyrighted Property of Burger King. The production, copying, or use hereof is prohibited without written consent. Any infringement will be subject to legal action.

Project Information

BURGER KING  
 Custom Exterior Signage Systems  
 File: Burger King Design Dec RFP 211 Design - Date: 12/8/2011

Client Review Status

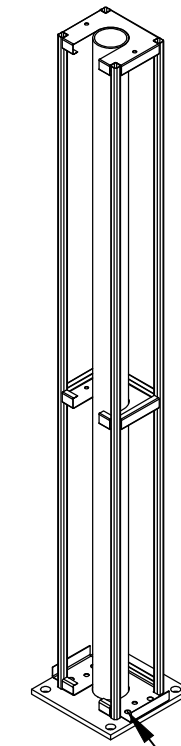
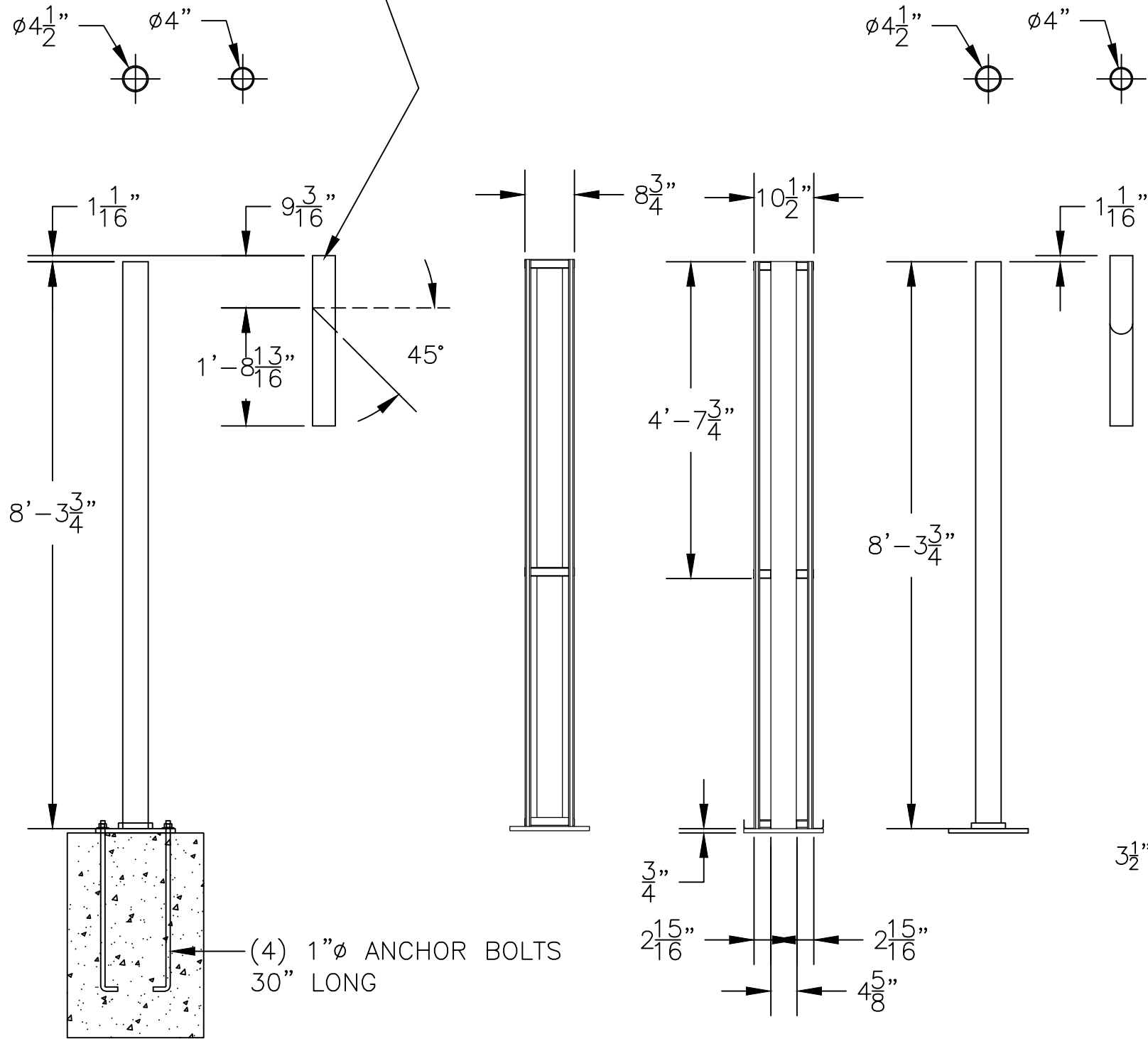
Burger King requires that an "Approved" drawing be obtained from the client prior to any production release or production release revision.

Approved  
 Revise & Resubmit

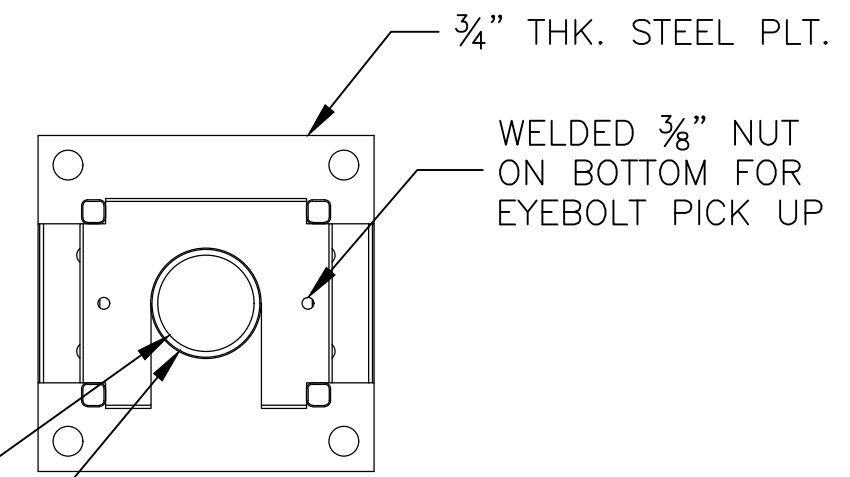
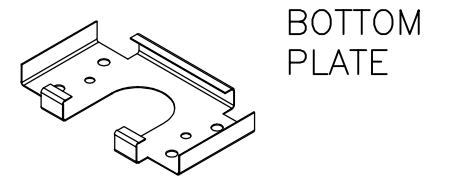
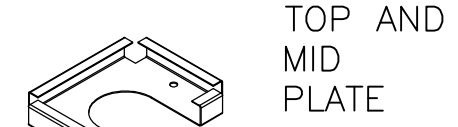
Name \_\_\_\_\_  
 Title \_\_\_\_\_  
 Date \_\_\_\_\_



MACHINE CUT DIAGONAL ONLY  
FINISH CUT SURFACE SMOOTH



PLUG WELD TO BASE



$3\frac{1}{2}$ "  $\phi$  x .226 STD. PIPE (NO-SUBSTITUTE)  
4"  $\phi$  x .237 PIPE (NO SUBSTITUTE)

SCALE: 3X

Note: BURGER KING® or BURGER KING® Buns and Crescent Logo to use "®" for all locations globally. All other marks will use "TM".

BURGER KING® In the U.S. use the ® trademark symbol. The Burger King® trademark may not be registered in all countries. See "Legal Standards" for more information. For registration updates, please contact the legal department in Miami (305) 378-3080.



© Copyrighted Document This Drawing/Design illustrated is the Copyrighted Property of Burger King. The production, copying, or use hereof is prohibited without written consent. Any infringement will be subject to legal action.	<b>Project Information</b> BURGER KING Custom Exterior Signage Systems	<b>Client Review Status</b> Burger King requires that an " <input checked="" type="checkbox"/> Approved" drawing be obtained from the client prior to any production release or production release revision.	<input type="checkbox"/> Approved <input type="checkbox"/> Revise & Resubmit	Name _____ Title _____
	File Burger King Design Doc RFP #1 Design -- Date: 12/8/2011			Date _____

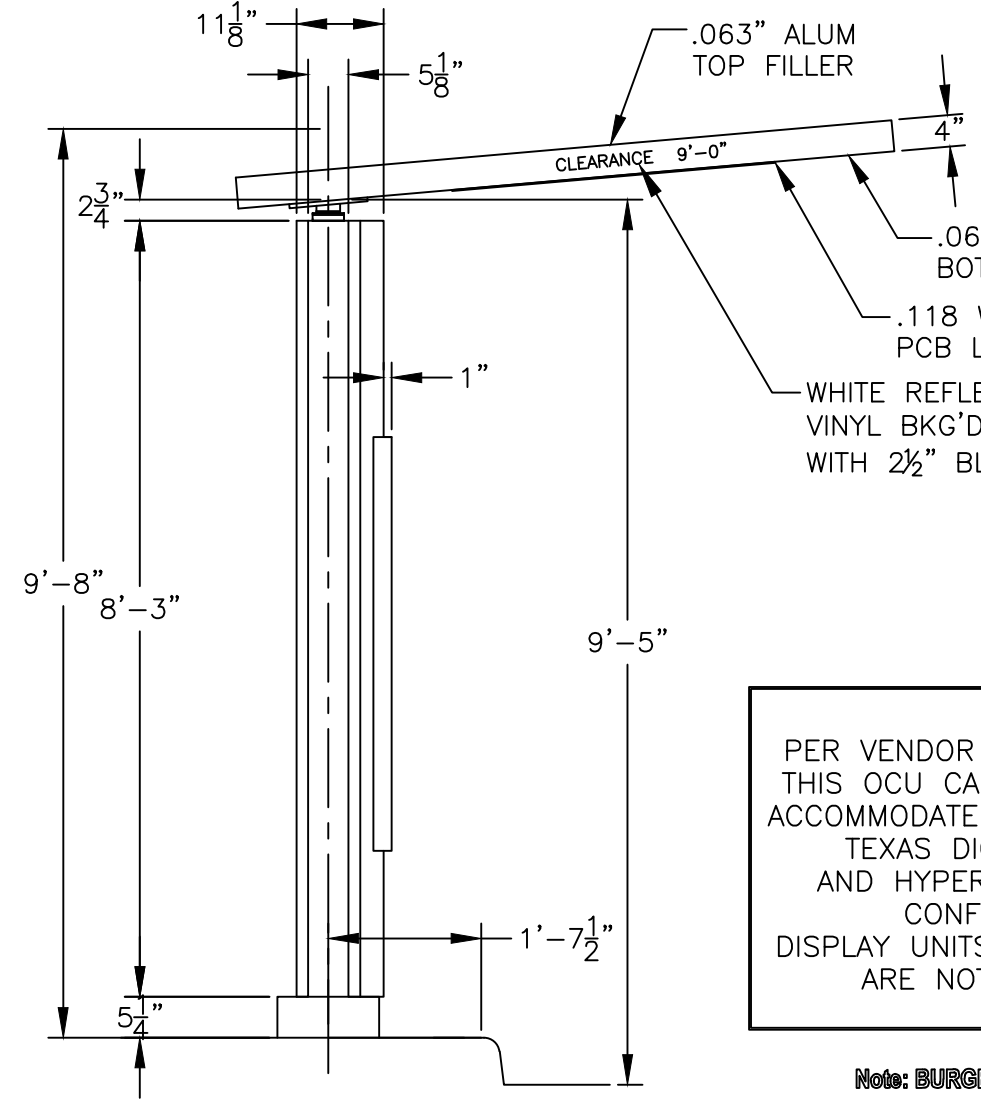


FOUNDATIONS AND STRUCTURAL ELEMENTS SHALL BE CALCULATED IN COMPLIANCE WITH APPLICABLE CODES.

**STEEL SUPPORT NOTE:**  
 STEEL CONTINGENT ON ENGINEERS SPEC. AND WIND LOAD REQUIREMENTS.  
 STEEL BASE PLATE w/STEEL ANCHOR BOLTS AND CONCRETE FOUNDATION.  
 ANCHOR BOLT OR DIRECT BURIAL FOUNDATION SHOULD BE PROVIDED BY ENGINEER FOR LOCAL WIND LOAD REQUIREMENTS.

**COLOR NOTE:**  
 REVEAL/SUPPORT STEEL: PAINT BURGER KING RED  
 CANOPY TOP: PAINT BURGER KING SILVER  
 CABINET FACE: W/3M DI-NOC WOODGRAIN VINYL  
 OCU CABINET FACE: PAINT BURGER KING SILVER  
 CABINET BACK: W/3M DI-NOC WOODGRAIN VINYL  
 OCU BOLT KIT: PAINT BURGER KING RED

**S-10.2 Drive Thru OCU**  
 Swing Away/Manual Return  
 Canopy Arm  
 Revised 11/08/2018  
 page 32A of 105



.063" TOP FILLER

.063" ALUM TOP FILLER

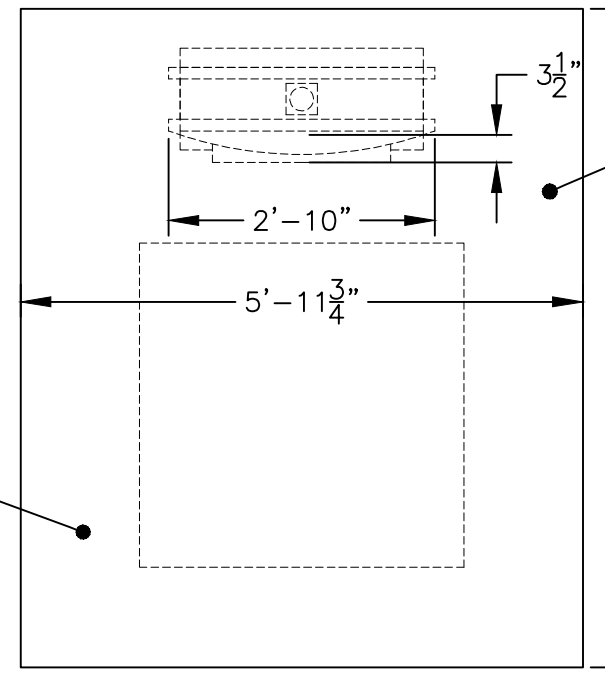
.063" ALUM BOTTOM FILLER

.118 WHITE LD PCB LENSE

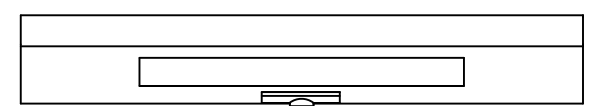
WHITE REFLECTIVE VINYL BKG'D. WITH 2 1/2" BLACK COPY

.063" ALUM W/3M DI-NOC WOODGRAIN VINYL

PER VENDOR SPECIFICATIONS: THIS OCU CABINET FACE WILL ACCOMMODATE INSTALLATION OF TEXAS DIGITAL, SICOM AND HYPERACTIVE ORDER CONFIRMATION DISPLAY UNITS. COOLING FANS ARE NOT REQUIRED



FABR. SWING AWAY MANUAL RETURN CANOPY



FLAME GRILLING SINCE 1954

"FLAME GRILLING SINCE 1954" TO BE 3M WHITE VINYL

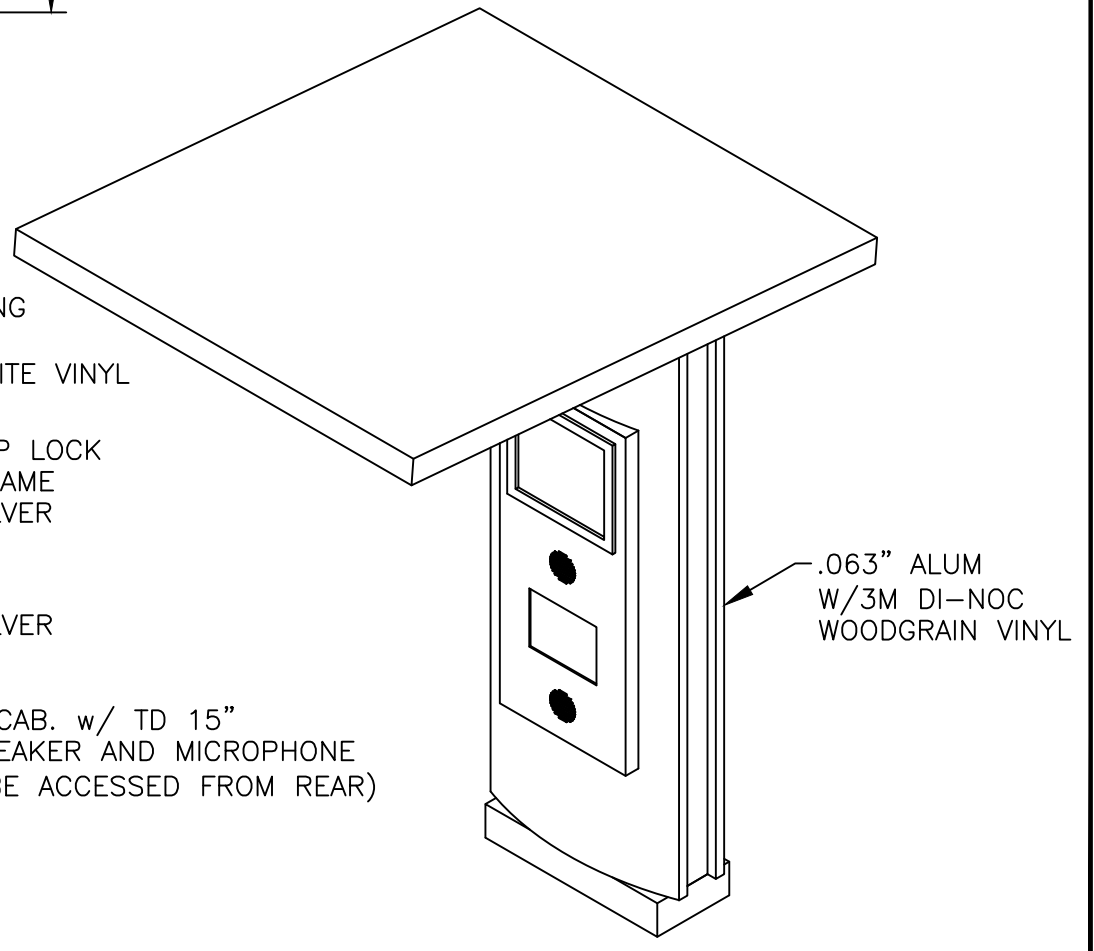
19"x17" SNAP LOCK GRAPHICS FRAME PAINT BK SILVER

.063" ALUM PAINT BK SILVER

FABR. OCU CAB. w/ TD 15" DISPLAY, SPEAKER AND MICROPHONE (NOTE: TO BE ACCESSED FROM REAR)

1'-10 3/4"

.063" ALUM BOLT COVER



.063" ALUM W/3M DI-NOC WOODGRAIN VINYL

Note: BURGER KING® or BURGER KING® Buns and Crescent Logo to use "®" for all locations globally. All other marks will use "TM".

BURGER KING® In the U.S. use the ® trademark symbol. The Burger King® trademark may not be registered in all countries. See "Legal Standards" for more information. For registration updates, please contact the legal department in Miami (305) 378-3060.



<p>© Copyrighted Document          This Drawing/Design illustrated is the Copyrighted Property of Burger King. The production, copying, or use hereof is prohibited without written consent. Any infringement will be subject to legal action.</p>	<p>Project Information          BURGER KING          Custom Exterior Signage Systems          File Burger King Design Doc RFP #1 Design -- Date: 12/8/2011</p>	<p>Client Review Status          Burger King requires that an " <input checked="" type="checkbox"/> Approved" drawing be obtained from the client prior to any production release or production release revision.</p> <p><input type="checkbox"/> Approved  <input type="checkbox"/> Revise &amp; Resubmit</p>	<p>Name _____          Title _____          Date _____</p>
--	--	--	--



**S-10.2 Drive Thru OCU**  
 Swing Away/Manual Return  
 Canopy Arm  
 Revised 11/08/2018  
 page 33A of 105

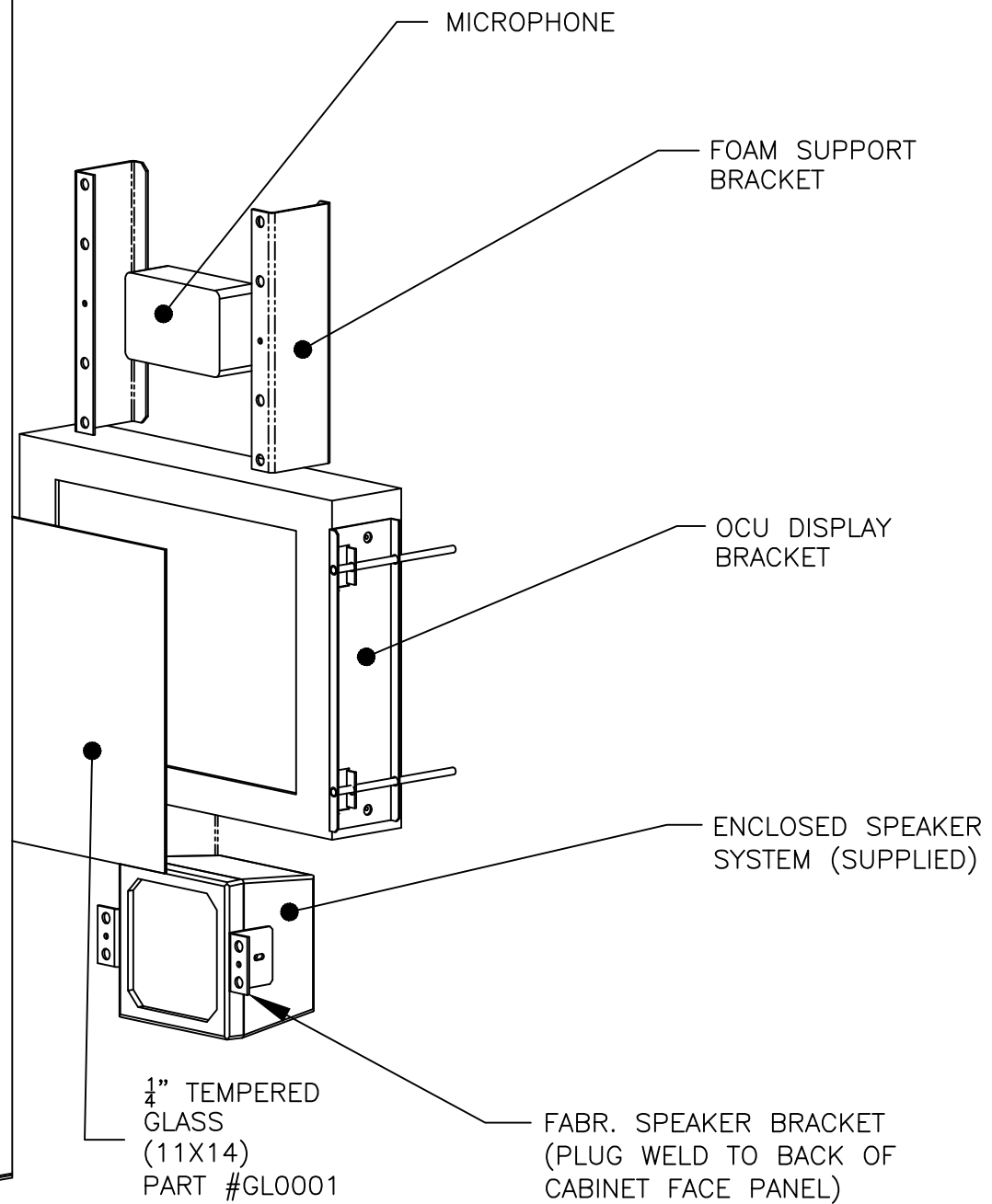
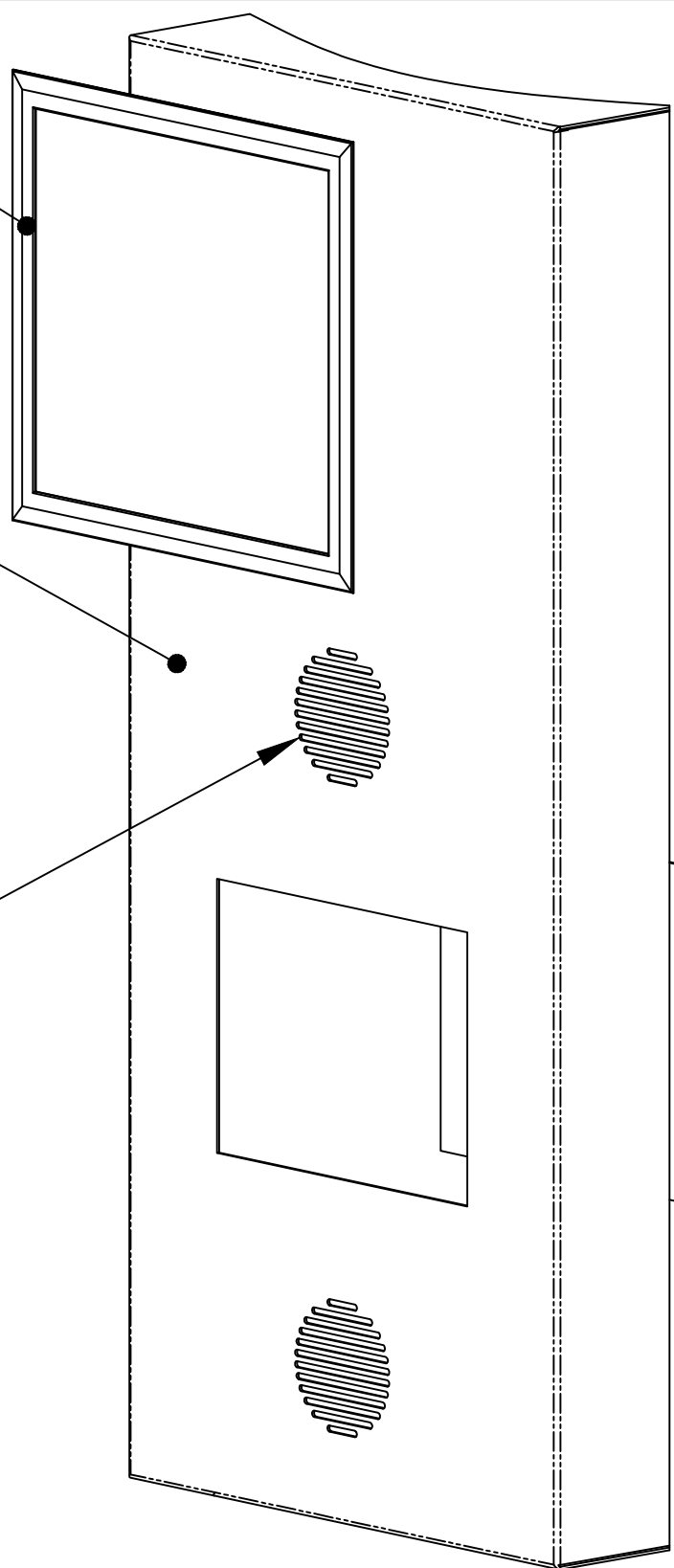
19"x17" SNAP  
 LOCK FRAME

ATTACH AND FIX  
 OCU CABINET FACE  
 w/ DISPLAY &  
 SPEAKER CUTOUTS

MUST ROUT THIS AREA

ACCESS TO COMPONENTS TO  
 BE FROM REAR OF UNIT

PER VENDOR SPECIFICATIONS:  
 THIS OCU CABINET FACE WILL  
 ACCOMMODATE INSTALLATION OF  
 TEXAS DIGITAL, SICOM, AND HYPERACTIVE  
 ORDER CONFIRMATION DISPLAY UNITS. COOLING FANS  
 ARE NOT REQUIRED.



MICROPHONE

FOAM SUPPORT  
 BRACKET

OCU DISPLAY  
 BRACKET

ENCLOSED SPEAKER  
 SYSTEM (SUPPLIED)

1/4" TEMPERED  
 GLASS  
 (11X14)  
 PART #GL0001

FABR. SPEAKER BRACKET  
 (PLUG WELD TO BACK OF  
 CABINET FACE PANEL)

Note: BURGER KING® or BURGER KING® Buns and Crescent Logo to use "®" for all locations globally. All other marks will use "TM".

BURGER KING® In the U.S. use the ® trademark symbol. The Burger King® trademark may not be registered in all countries. See "Legal Standards" for more information. For registration updates, please contact the legal department in Miami (305) 378-3080.

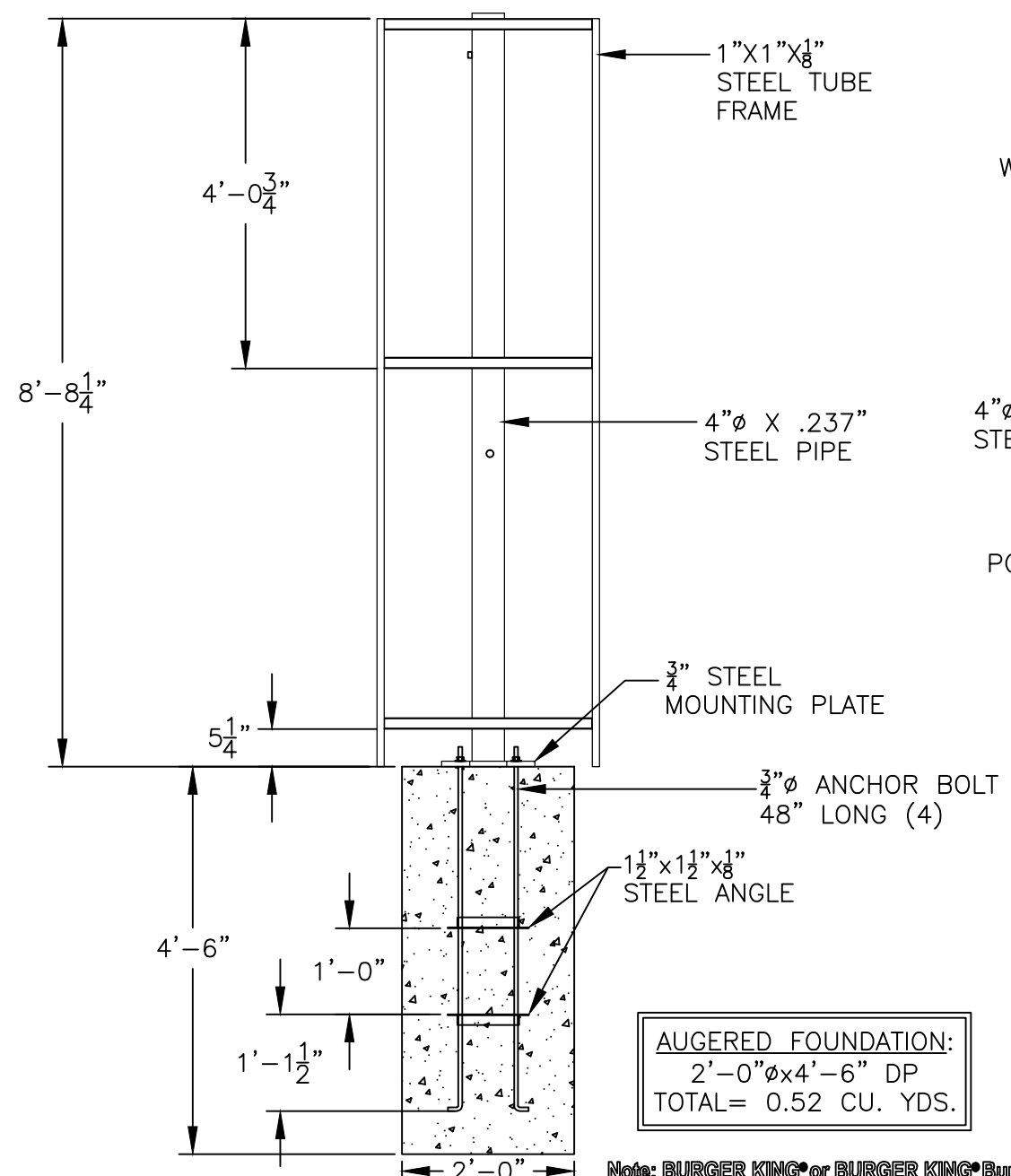
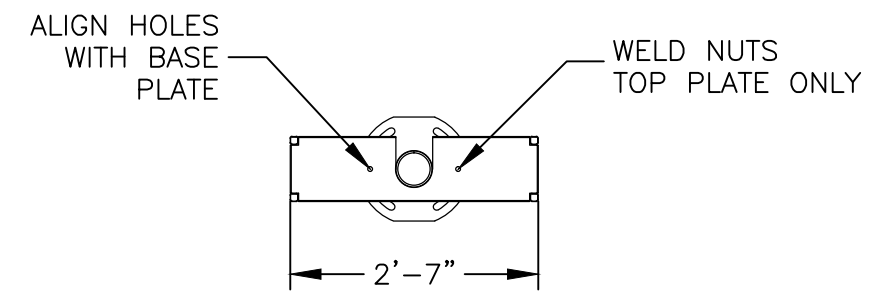


<p>© Copyrighted Document          This Drawing/Design illustrated is the Copyrighted Property of Burger King. The production, copying, or use hereof is prohibited without written consent. Any infringement will be subject to legal action.</p>	<p>Project Information          BURGER KING          Custom Exterior Signage Systems          File Burger King Design Doc RFP #1 Design -- Date: 12/8 /2011</p>	<p>Client Review Status          Burger King requires that an " <input checked="" type="checkbox"/> Approved" drawing be obtained from the client prior to any production release or production release revision.</p>	<p><input type="checkbox"/> Approved  <input type="checkbox"/> Revise &amp; Resubmit</p>	<p>Name _____          Title _____          Date _____</p>
--	---	---	--	--

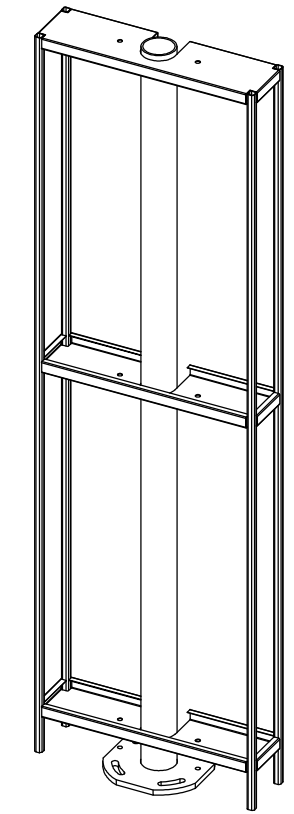
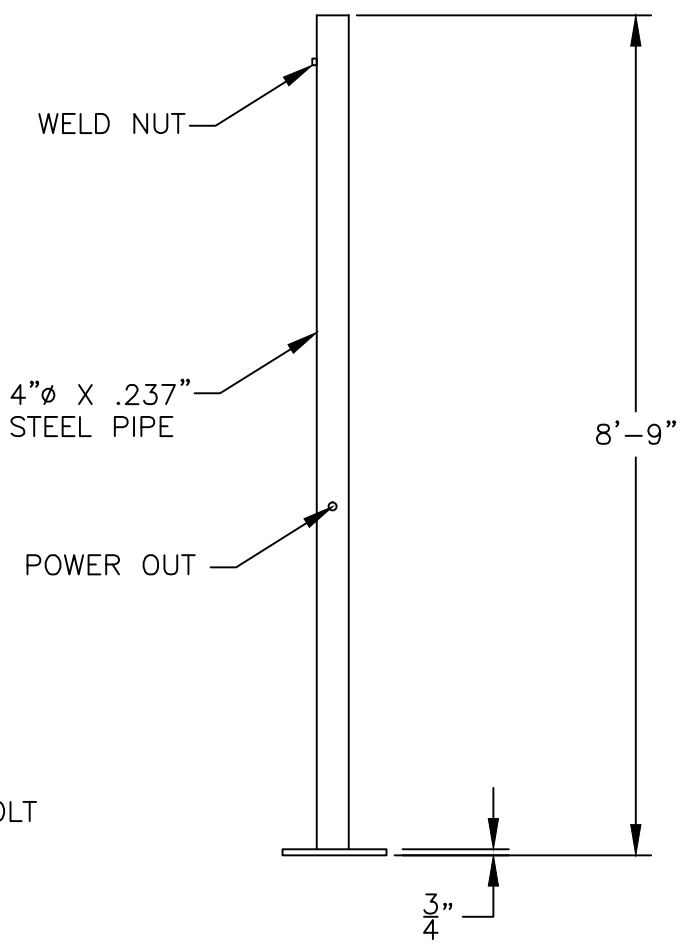




**S-10.2 Drive Thru OCU**  
 Swing Away/Manual Return  
 Canopy Arm  
 Revised 11/08/2017  
 page 34A of 105



**AUGERED FOUNDATION:**  
 2'-0" φ X 4'-6" DP  
 TOTAL = 0.52 CU. YDS.



**MATERIAL LIST:**

35	LFT	ST0006	1"X1"X16GA STEEL TUBE
12.5	SQFT	SS0008	16GA STEEL SHEET
9	LFT	SP0001	4"X.237" STEEL PIPE
5	SQFT	AS0030	.090" ALUM SHEET
2	SQFT	SPL0013	3/4" STEEL PLATE
78	SQFT	AS0021	.063" ALUM SHEET
3	LFT	SA0004	1"X1"X <sup>1</sup> / <sub>8</sub> " STEEL ANGLE

Note: BURGER KING® or BURGER KING® Buns and Crescent Logo to use "®" for all locations globally. All other marks will use "TM".

BURGER KING® In the U.S. use the ® trademark symbol. The Burger King® trademark may not be registered in all countries. See "Legal Standards" for more information. For registration updates, please contact the legal department in Miami (305) 378-3080.



© Copyrighted Document  
 This Drawing/Design illustrated is the Copyrighted Property of Burger King. The production, copying, or use hereof is prohibited without written consent. Any infringement will be subject to legal action.

**Project Information**  
 BURGER KING  
 Custom Exterior Signage Systems  
 File Burger King Design Doc RFP #1 Design -- Date: 12/8 /2011

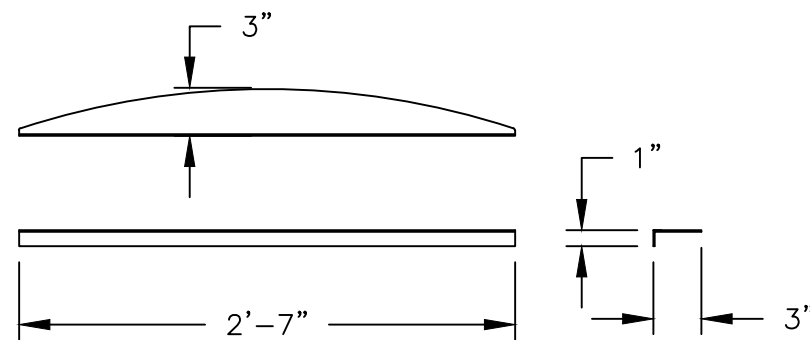
**Client Review Status**  
 Burger King requires that an "Approved" drawing be obtained from the client prior to any production release or production release revision.

Approved  
 Revise & Resubmit

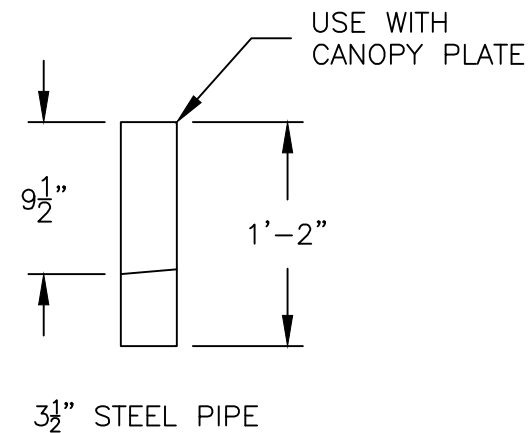
Name \_\_\_\_\_  
 Title \_\_\_\_\_  
 Date \_\_\_\_\_



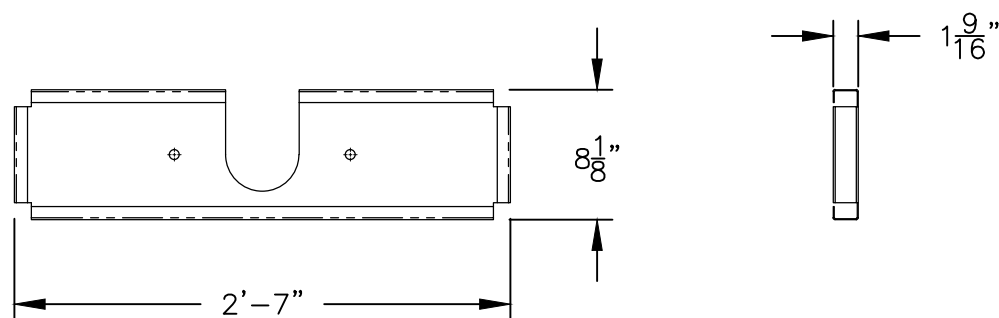
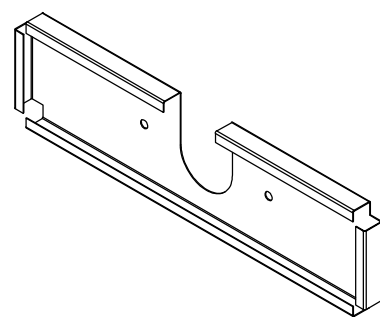
**S-10.2 Drive Thru OCU**  
 Swing Away/Manual Return  
 Canopy Arm  
 Revised 11/08/2017  
 page 34B of 105



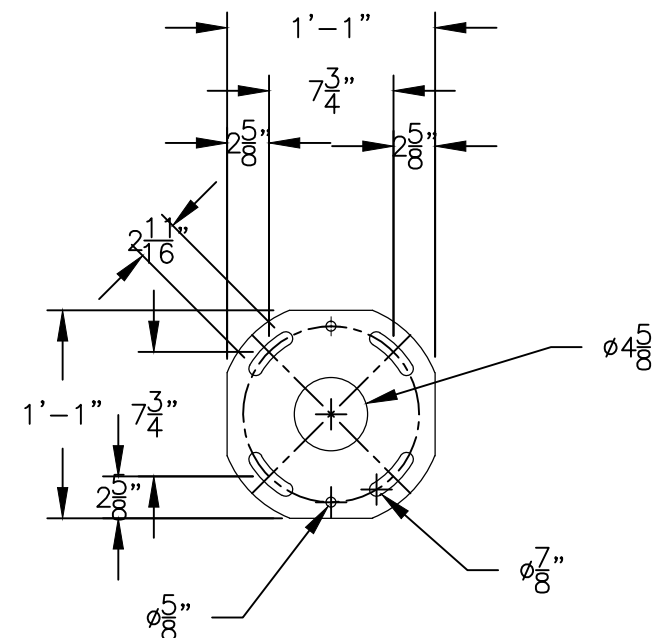
FACE SUPPORT GUSSETS  
 .090 ALUM  
 QTY: 3



3 1/2" STEEL PIPE



FRAMES  
 16GA STEEL PLATE  
 QTY: 3



BASE PLATE  
 3/4" STEEL PLATE

Note: BURGER KING® or BURGER KING® Buns and Crescent Logo to use "®" for all locations globally. All other marks will use "TM".

BURGER KING® In the U.S. use the ® trademark symbol. The Burger King® trademark may not be registered in all countries. See "Legal Standards" for more information. For registration updates, please contact the legal department in Miami (305) 378-3080.



© Copyrighted Document

This Drawing/Design illustrated is the Copyrighted Property of Burger King. The production, copying, or use hereof is prohibited without written consent. Any infringement will be subject to legal action.

Project Information

BURGER KING  
 Custom Exterior Signage Systems  
 File Burger King Design Doc RFP #1 Design -- Date: 12/8/2011

Client Review Status

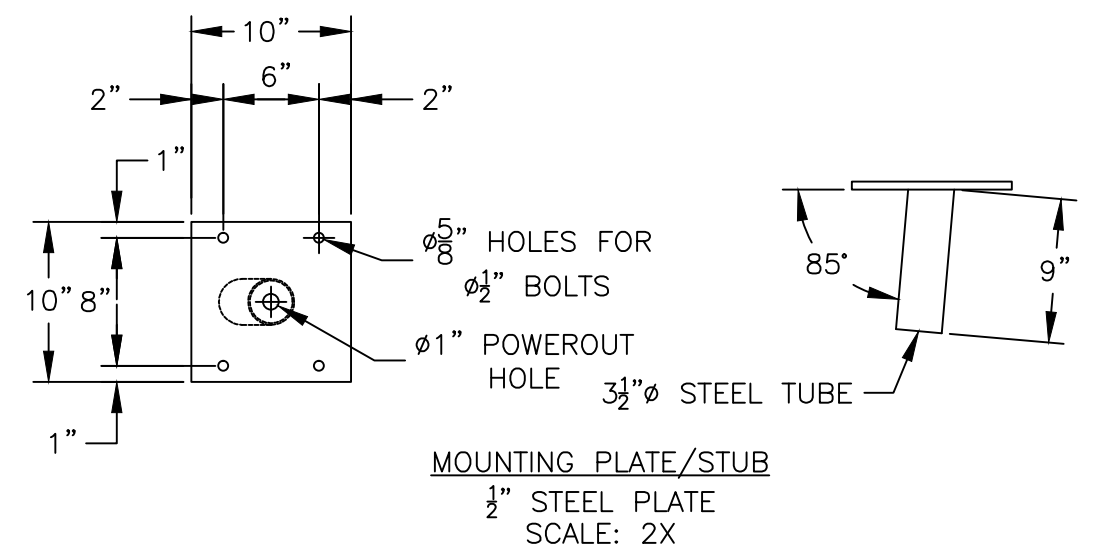
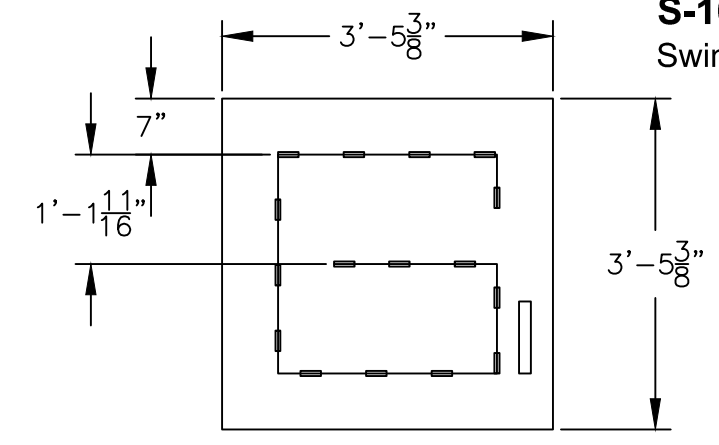
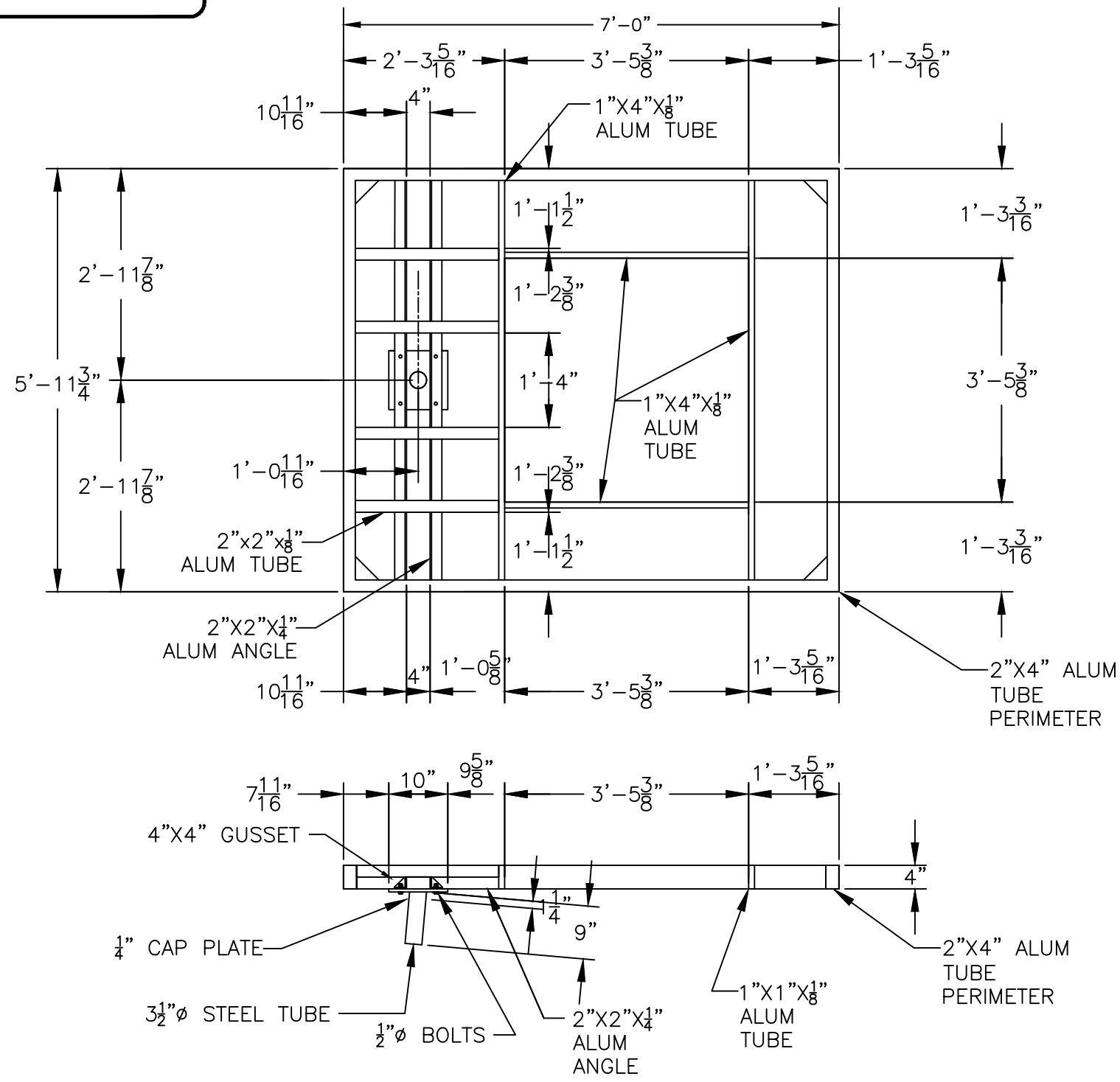
Burger King requires that an "Approved" drawing be obtained from the client prior to any production release or production release revision.

- Approved  
 Revise & Resubmit

Name \_\_\_\_\_  
 Title \_\_\_\_\_ Date \_\_\_\_\_



**S-10.2 Drive Thru OCU**  
 Swing Away/Manual Return  
 Canopy Arm  
 Revised 11/08/2018  
 page 35A of 105



FRAME MATERIAL LIST:			
26	LFT	ARECT0009	2"X4"X <sup>1</sup> / <sub>8</sub> " ALUM TUBE
3	LFT	SA0004	1"X1"X <sup>1</sup> / <sub>8</sub> " STEEL ANGLE
10	LFT	AA0017	2"X2"X <sup>1</sup> / <sub>4</sub> " ALUM ANGLE
84	SQFT	AS0017	.063 ALUM SHEET
1	SQFT	SPL0012	1/2" STEEL PLATE
2	SQFT	SPL0011	1/4" STEEL PLATE
2	LFT	SP0007	3 <sup>1</sup> / <sub>2</sub> "Ø STEEL PIPE
20	LFT	ARECT0004	1"X4"X <sup>1</sup> / <sub>8</sub> " ALUM TUBE

Note: BURGER KING® or BURGER KING® Buns and Crescent Logo to use "®" for all locations globally. All other marks will use "TM".

BURGER KING® In the U.S. use the ® trademark symbol. The Burger King® trademark may not be registered in all countries. See "Legal Standards" for more information. For registration updates, please contact the legal department in Miami (305) 378-3080.

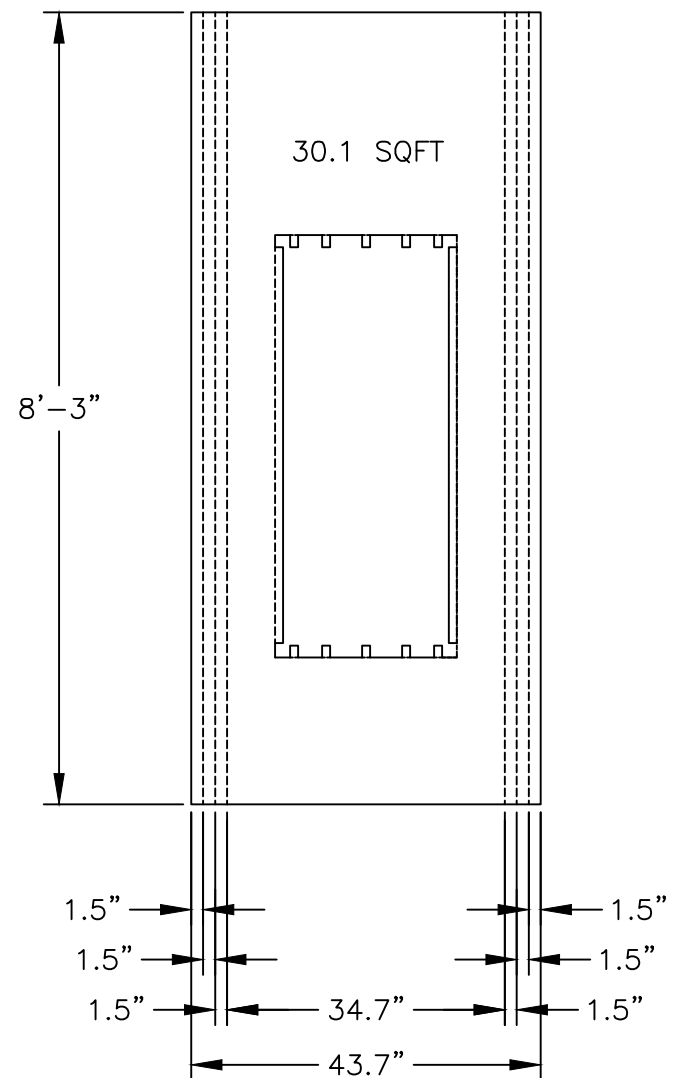
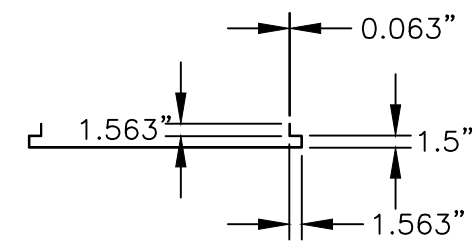
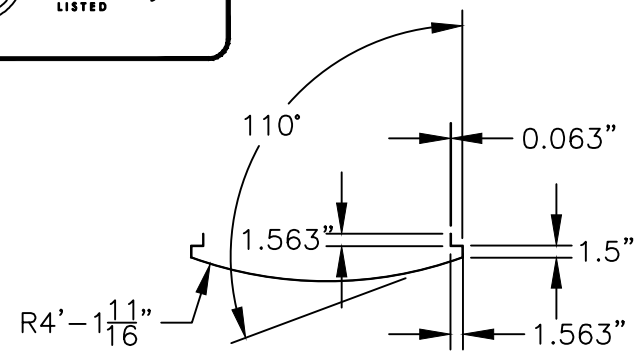


© Copyrighted Document	Project Information	Client Review Status	Name	Date
This Drawing/Design illustrated is the Copyrighted Property of Burger King. The production, copying, or use hereof is prohibited without written consent. Any infringement will be subject to legal action.	BURGER KING Custom Exterior Signage Systems	Burger King requires that an " <input checked="" type="checkbox"/> Approved" drawing be obtained from the client prior to any production release or production release revision. <input type="checkbox"/> Approved <input type="checkbox"/> Revise & Resubmit		
	File Burger King Design Doc RFP #1 Design -- Date: 12/8 /2011			

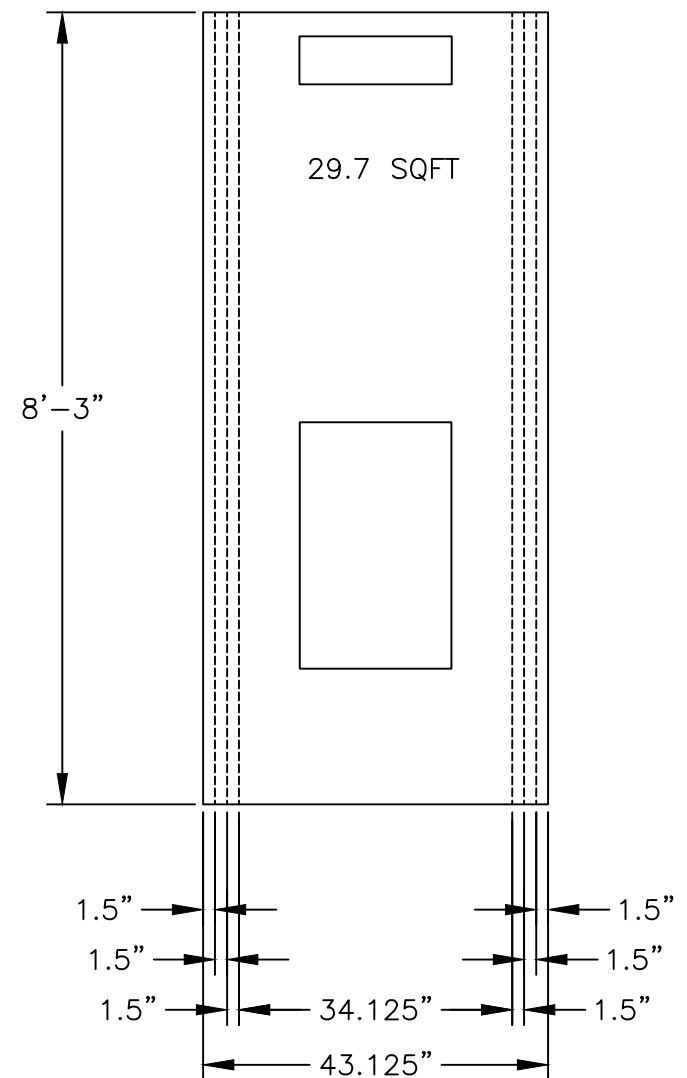
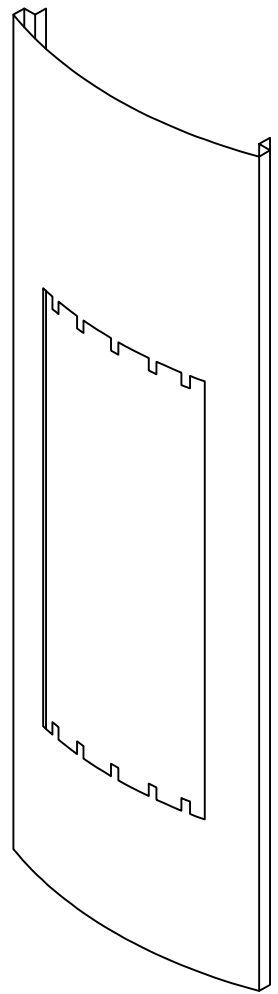


ALL MATERIAL TO BE .063" ALUM

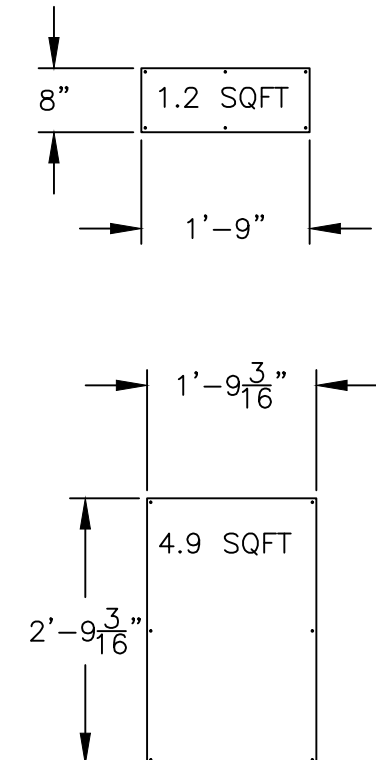
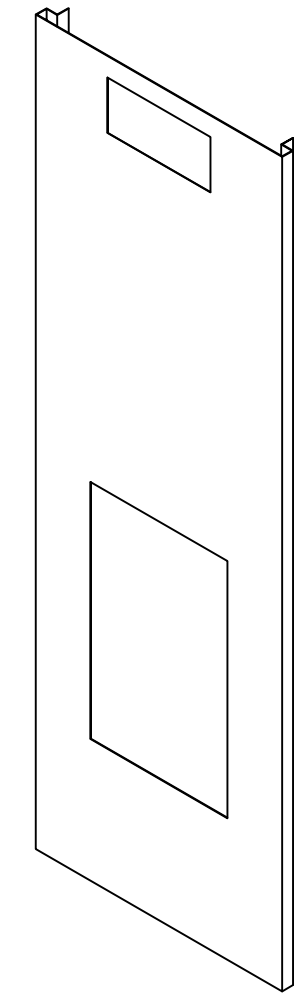
**S-10.2 Drive Thru OCU**  
 Swing Away/Manual Return  
 Canopy Arm  
 Revised 11/08/2018  
 page 36A of 105



FRONT PANEL



REAR PANEL



Note: BURGER KING® or BURGER KING® Buns and Crescent Logo to use "®" for all locations globally. All other marks will use "TM".

BURGER KING® In the U.S. use the ® trademark symbol. The Burger King® trademark may not be registered in all countries. See "Legal Standards" for more information. For registration updates, please contact the legal department in Miami (305) 378-3080.



© Copyrighted Document

This Drawing/Design illustrated is the Copyrighted Property of Burger King. The production, copying, or use hereof is prohibited without written consent. Any infringement will be subject to legal action.

Project Information

BURGER KING  
 Custom Exterior Signage Systems  
 File Burger King Design Doc RFP #1 Design -- Date: 12/8/2011

Client Review Status


Burger King requires that an "Approved" drawing be obtained from the client prior to any production release or production release revision.

- Approved
- Revise & Resubmit

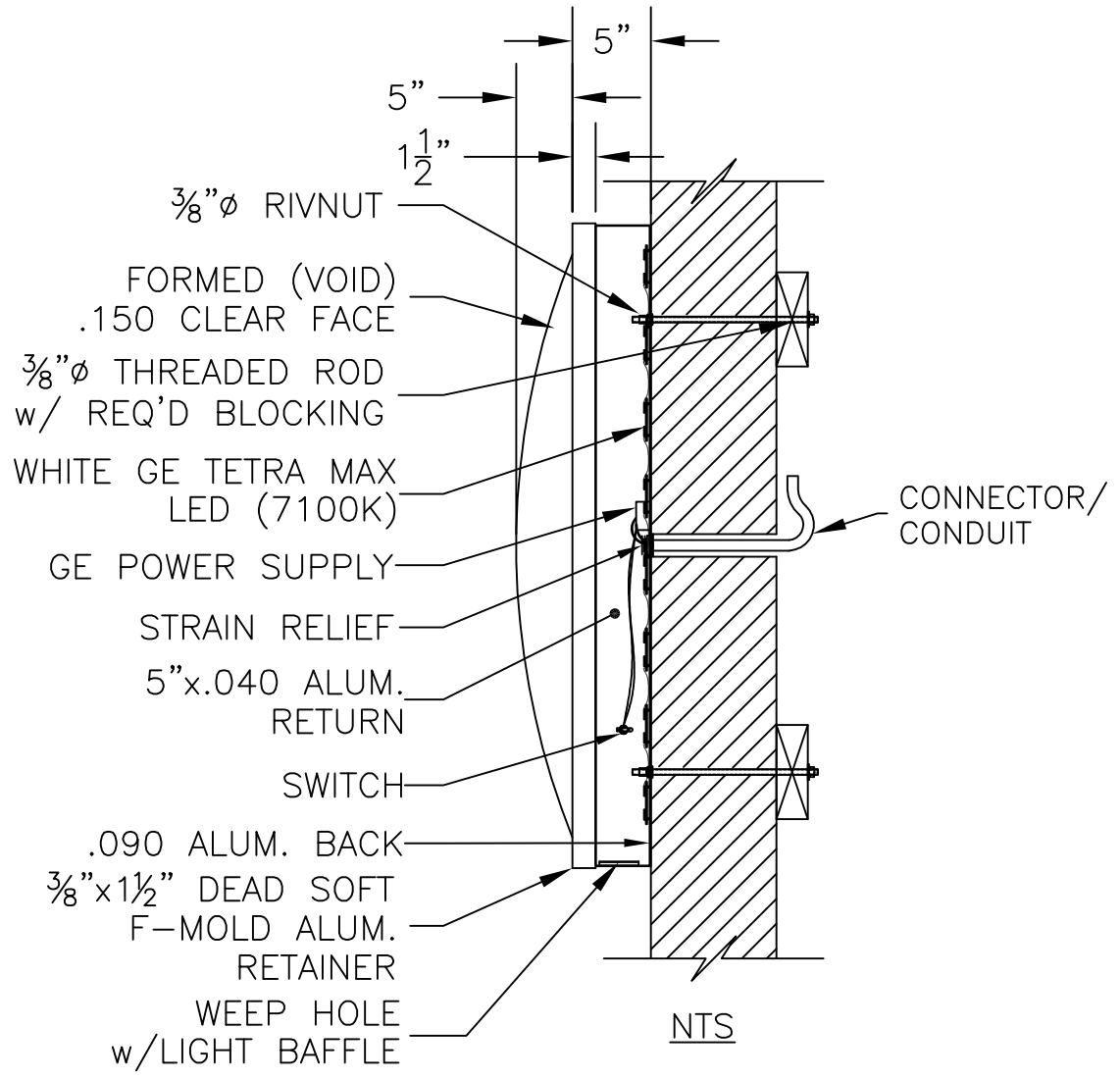
Name \_\_\_\_\_  
 Title \_\_\_\_\_  
 Date \_\_\_\_\_



LOGO  
28.3 SQUARE FEET



3/8" x 1 1/2" DEAD SOFT F-MOLD ALUM. RETAINER ATTACHED WITH (2) 1/8" POP-RIEVETS LOCATED AT THE SEAM AT THE TOP OF THE CABINET AND GLUED EVERY OTHER FOOT WITH DEVCON PLASTIC WELDER 14320



**COLOR NOTES:**

- BACKS: .090 ALUM. w/ WHITE FINISH
- RETURNS/ RETAINER: 5"x.040 ALUM. (STAPLED & CAULKED) PRE-FINISHED BK SILVER/ WHITE
- FACE: FORMED (VOID) .150 CLEAR PCB
- BUN LOGO: 3M 3630-125 YELLOW
- ACCENT RING: 3M 3630-8703 BLUE
- COPY/ RTM: 3M 3630-33 RED
- BKG'D/ BUN ACCENT: 3M 3635-30 WHITE DIFFUSER
- ILLUMINATION: GE TETRA MAX (7100K)
- \*\*\*VINYL TO BE APPLIED 2nd SURFACE\*\*\*

**ELECTRICAL NOTE**—Actual # of circuits to be determined by a Licensed Electrical Contractor.

- TOTAL AMPS: 1.1
- # OF CKTS: 1 @ 20 AMP(RECOMMENDED)
- VOLTS: 120
- ALL SIGNAGE WILL BE (U.L.) LISTED, (U.L.) 2161 COMPLIANT AND CARRY (U.L) LABELS.

Note: BURGER KING® or BURGER KING® Buns and Crescent Logo to use "®" for all locations globally. All other marks will use "TM".

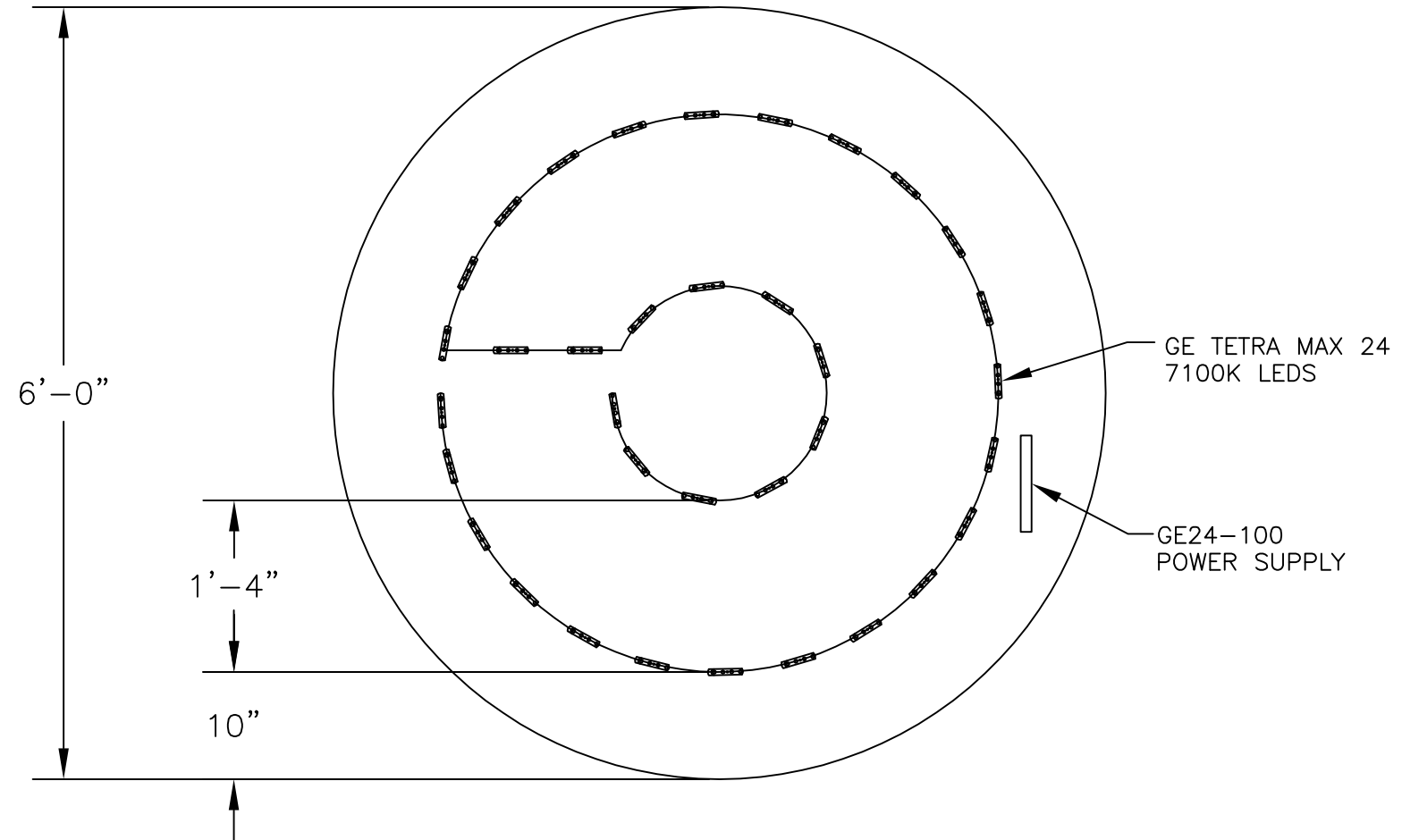
BURGER KING® In the U.S. use the ® trademark symbol. The Burger King ® trademark may not be registered in all countries. See "Legal Standards" for more information. For registration updates, please contact the legal department in Miami (305) 378-3080.



\*NOTE:  
INSTALL TOGGLE SWITCH TO OPERATE (ON/OFF) IN THE HORIZONTAL POSITION.



© Copyrighted Document This Drawing/Design illustrated is the Copyrighted Property of Burger King. The production, copying, or use hereof is prohibited without written consent. Any infringement will be subject to legal action.	Project Information BURGER KING Custom Exterior Signage Systems	Client Review Status Burger King requires that an " <input checked="" type="checkbox"/> Approved" drawing be obtained from the client prior to any production release or production release revision.	Name _____ Title _____
	File Burger King Design Doc RFP #1 Design -- Date: 12/8/2011	<input type="checkbox"/> Approved <input type="checkbox"/> Revise & Resubmit	Date _____



GE TETRA MAX 24  
7100K LEDS

GE24-100  
POWER SUPPLY

ELECTRICAL BILL OF MATERIAL:			
20 FT	LED0550	TETRA MAX 24	7100K LEDS
1 EA	LED0104	GEPS24-100	PS
1 EA	ELT0041	DISCONNECT	SWITCH
6 FT	ELT0090	1/2"	SEALTITE
1 EA	ELT0092	SEALTITE	CONNECTOR

Note: BURGER KING® or BURGER KING® Buns and Crescent Logo to use "®" for all locations globally. All other marks will use "TM".  
 BURGER KING® In the U.S. use the ® trademark symbol. The Burger King ® trademark may not be registered in all countries. See "Legal Standards" for more information. For registration updates, please contact the legal department in Miami (305) 378-3080.



© Copyrighted Document This Drawing/Design illustrated is the Copyrighted Property of Burger King. The production, copying, or use hereof is prohibited without written consent. Any infringement will be subject to legal action.	<b>Project Information</b> BURGER KING Custom Exterior Signage Systems	<b>Client Review Status</b> Burger King requires that an " <input checked="" type="checkbox"/> Approved" drawing be obtained from the client prior to any production release or production release revision.	<input type="checkbox"/> Approved <input type="checkbox"/> Revise & Resubmit	Name _____ Title _____ Date _____
	File <u>Burger King Design Doc RFP #1 Design --</u> Date <u>12/8/2011</u>			



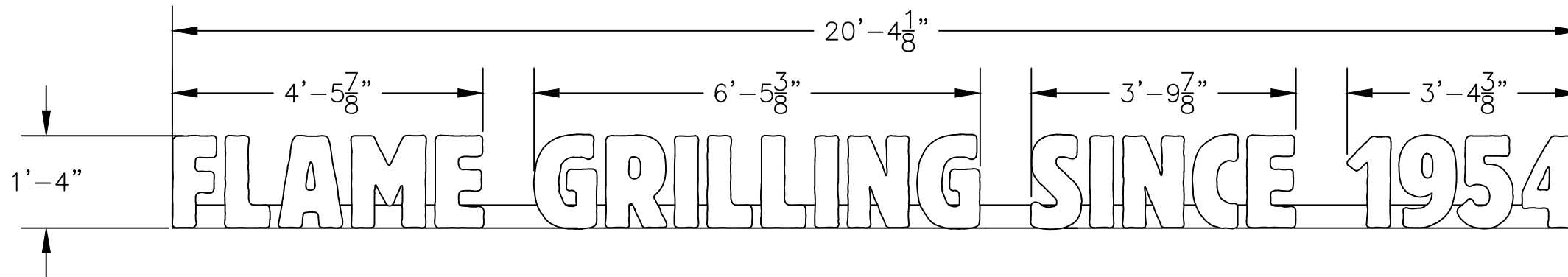
**S-3 "FLAME GRILLING SINCE 1954"**

Silver Day/Night Channel Letter

White LED

Revised 08/25/2017

page 29A of 105



**COLOR NOTES:**

BACKS: .063 ALUM. PAINT BACKS BRUSHED ALUM. SILVER  
PAINT INSIDE LEP WHITE

RETURNS: 3"x.040 PAINTED BRUSHED ALUM. SILVER/  
WHITE (STAPLE & CAULK)

TRIM CAP: 1" SILVER JEWELITE TO MATCH RETURNS

FACE: .125 7328 WHITE PCB w/ SILVER PERFORATED

DAY/NIGHT VINYL TO BE APPLIED 1st SURFACE

RACEWAY: .090 ALUM. PAINTED BRUSHED ALUM. SILVER

ILLUMINATION: WHITE GE TETRA MAX LED'S (7100K)

ELECTRICAL NOTE—ACTUAL # OF CIRCUITS TO BE DETERMINED BY A LICENSED ELECTRICAL CONTRACTOR.

TOTAL AMPS: 1.1

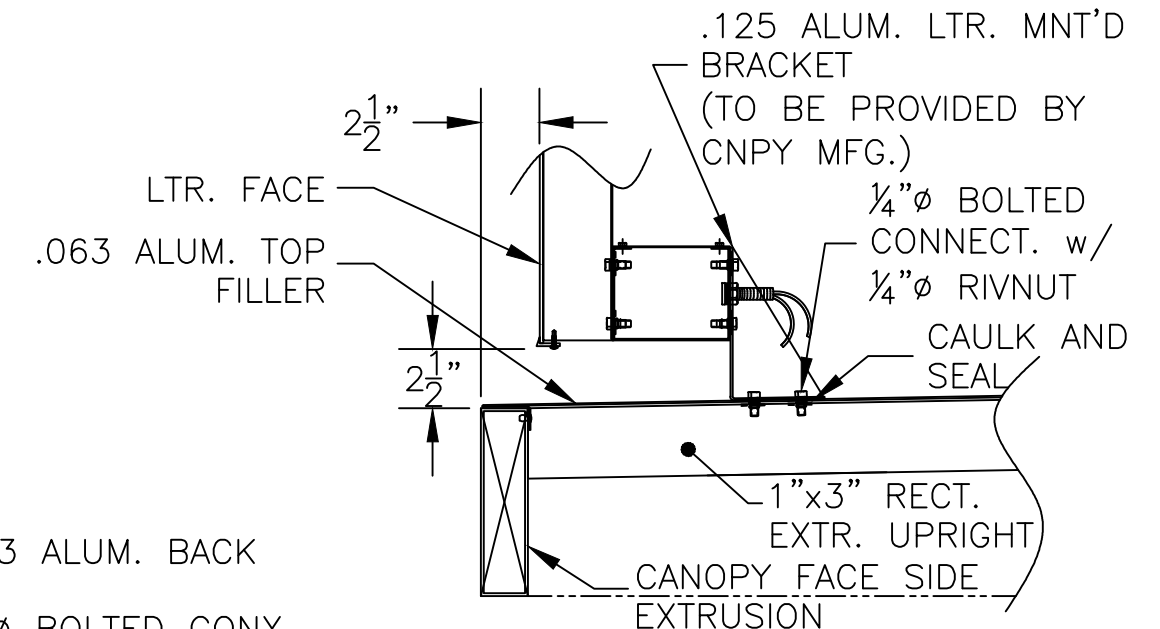
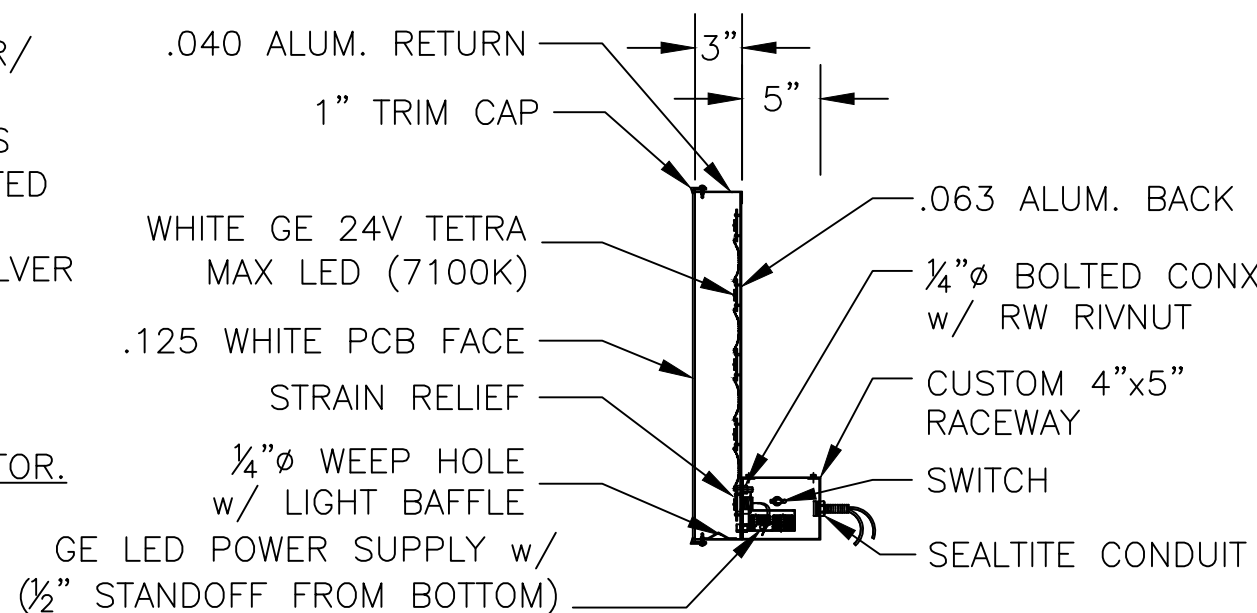
# OF CKTS: 1 @ 20 AMP(RECOMMENDED)

VOLTS: 120

ELECTRICAL CONNECTION AS FOLLOWS:

GREEN TO GREEN (GROUND), WHITE TO WHITE (NEUTRAL), BLACK TO BLACK (POWER)

ALL SIGNAGE WILL BE (U.L.) LISTED, (U.L.) 2161 COMPLIANT AND CARRY (U.L) LABELS.



\*NOTE: INSTALL TOGGLE SWITCH TO OPERATE (ON/OFF) IN THE HORIZONTAL POSITION.

Note: BURGER KING® or BURGER KING® Buns and Crescent Logo to use "®" for all locations globally. All other marks will use "TM".

BURGER KING® In the U.S. use the ® trademark symbol. The Burger King® trademark may not be registered in all countries. See "Legal Standards" for more information. For registration updates, please contact the legal department in Miami (305) 378-3000.



© Copyrighted Document

This Drawing/Design illustrated is the Copyrighted Property of Burger King. The production, copying, or use hereof is prohibited without written consent. Any infringement will be subject to legal action.

Project Information

BURGER KING  
Custom Exterior Signage Systems  
File Burger King Design Doc RFP #1 Design -- Date: 12/8/2011

Client Review Status

Burger King requires that an "Approved" drawing be obtained from the client prior to any production release or production release revision.

Approved

Revise & Resubmit

Name

Title

Date



# S-3 "FLAME GRILLING SINCE 1954"

Silver Day/Night Channel Letter

White LED

Revised 08/25/2017

page 30A of 105

# FLAME GRILLING SINCE 1954

ELECTRICAL BILL OF MATERIAL:			
54	LFT	LED0550	TETRA MAX 24 7100K LEDS
1	EA	LED0104	GE 24-100 POWER SUPPLY

Note: BURGER KING® or BURGER KING® Buns and Crescent Logo to use "®" for all locations globally. All other marks will use "TM".

BURGER KING® In the U.S. use the ® trademark symbol. The Burger King® trademark may not be registered in all countries. See "Legal Standards" for more information. For registration updates, please contact the legal department in Miami (305) 378-3000.



© Copyrighted Document

This Drawing/Design illustrated is the Copyrighted Property of Burger King. The production, copying, or use hereof is prohibited without written consent. Any infringement will be subject to legal action.

Project Information

BURGER KING  
 Custom Exterior Signage Systems  
 File Burger King Design Doc RFP #1 Design -- Date: 12/8/2011

Client Review Status

Burger King requires that an "  Approved" drawing be obtained from the client prior to any production release or production release revision.

Approved

Revise & Resubmit

Name

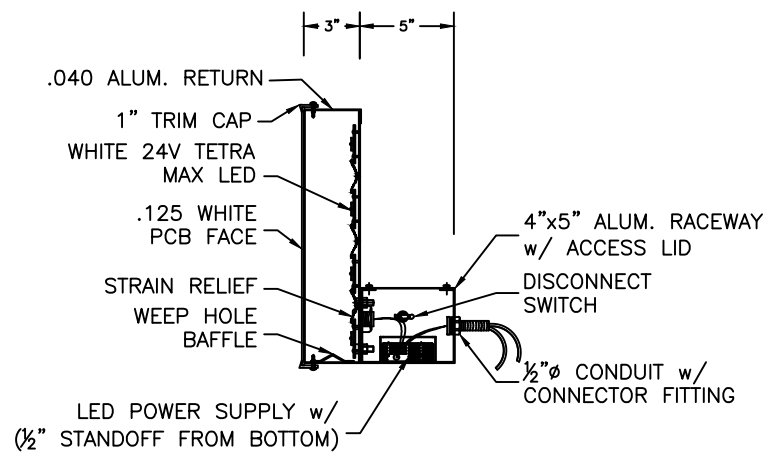
Title

Date

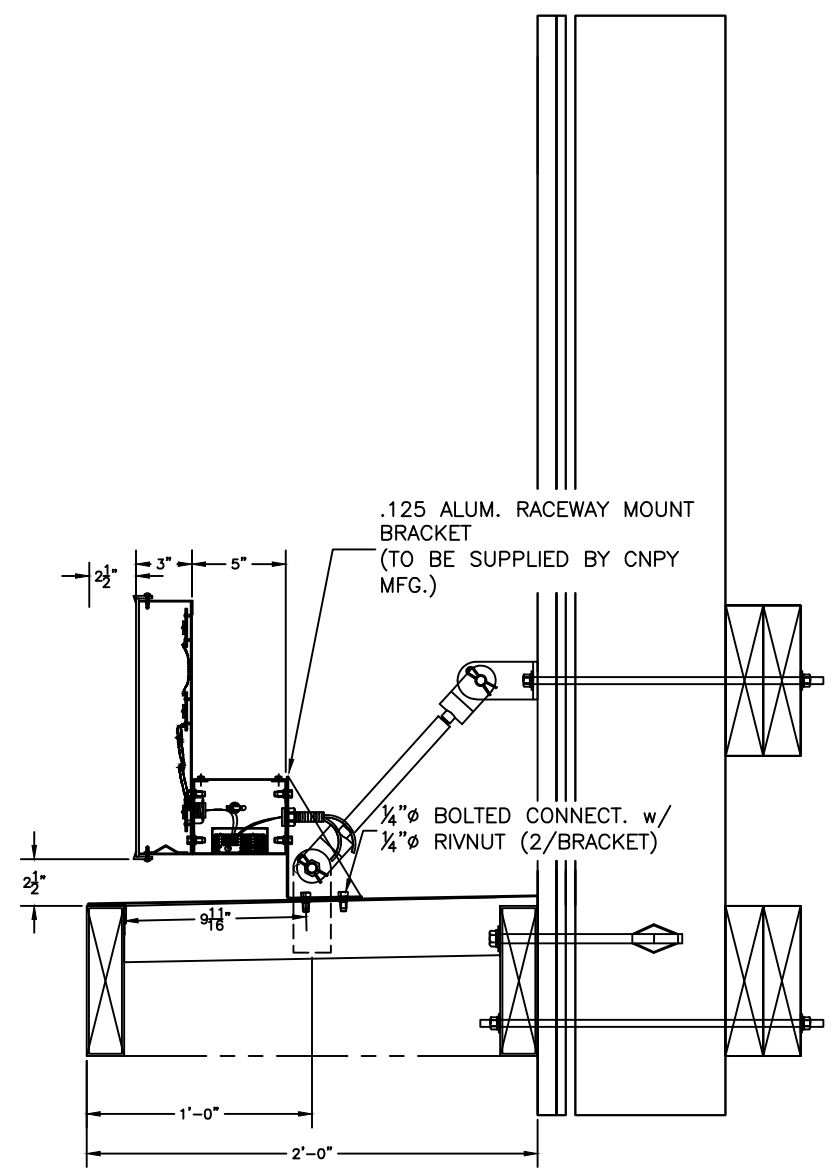




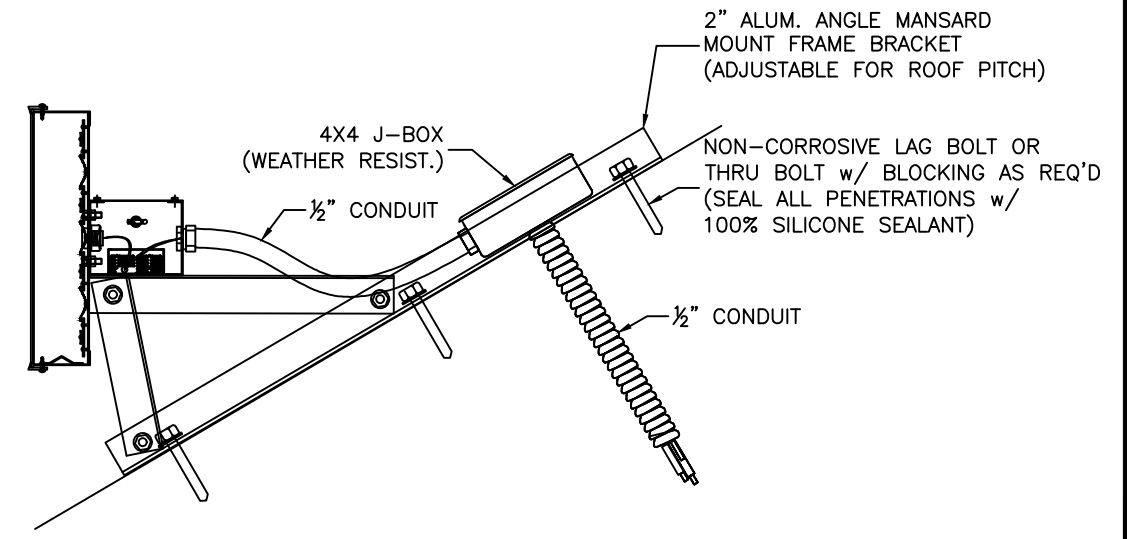
**S-3 "FLAME GRILLING SINCE 1954"**  
 Silver Day/Night Channel Letter  
 White LED  
 Revised 08/25/2017  
 page 31A of 105



CHANNEL LETTER w/ RACEWAY  
 NTS



2' OR 4' CANOPY MOUNT DETAIL  
 NTS



MANSARD ROOF MOUNT DETAIL  
 NTS

Note: BURGER KING® or BURGER KING® Buns and Crescent Logo to use "®" for all locations globally. All other marks will use "TM".

BURGER KING® In the U.S. use the ® trademark symbol. The Burger King® trademark may not be registered in all countries. See "Legal Standards" for more information. For registration updates, please contact the legal department in Miami (305) 378-3000.



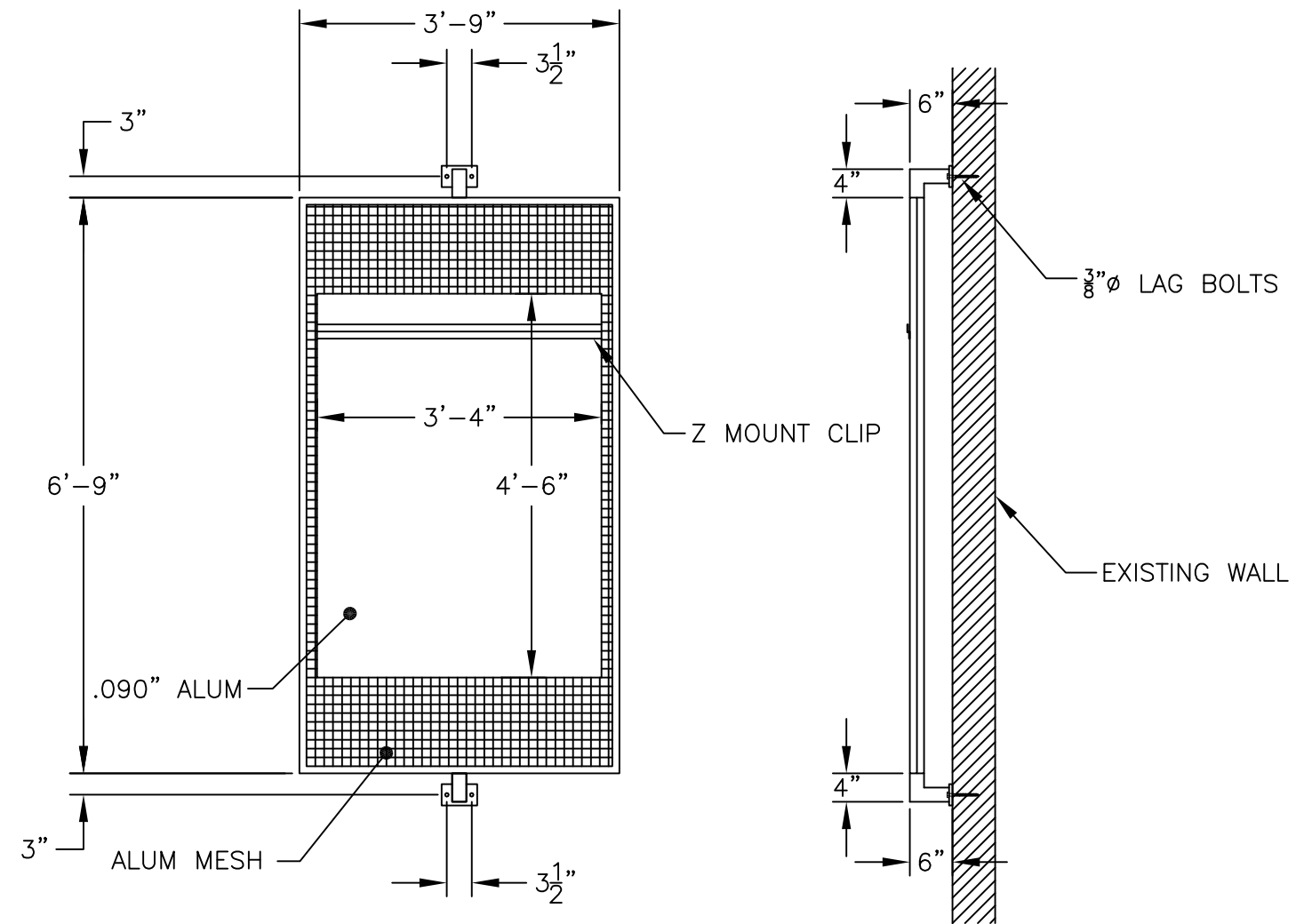
© Copyrighted Document  
 This Drawing/Design illustrated is the Copyrighted Property of Burger King. The production, copying, or use hereof is prohibited without written consent. Any infringement will be subject to legal action.

Project Information  
 BURGER KING  
 Custom Exterior Signage Systems  
 File Burger King Design Doc RFP #1 Design -- Date: 12/8/2011


Client Review Status  
 Burger King requires that an "  Approved" drawing be obtained from the client prior to any production release or production release revision.

Approved  
 Revise & Resubmit

Name	
Title	
Date	



COLOR NOTES:  
PAINT BK SILVER



**ENTERA**  
Your total branding solution

1200 ENTERA DRIVE  
PANAMA CITY, FL 32401  
PH: 850-763-7982  
FAX: 850-392-0673  
www.enterabrading.com

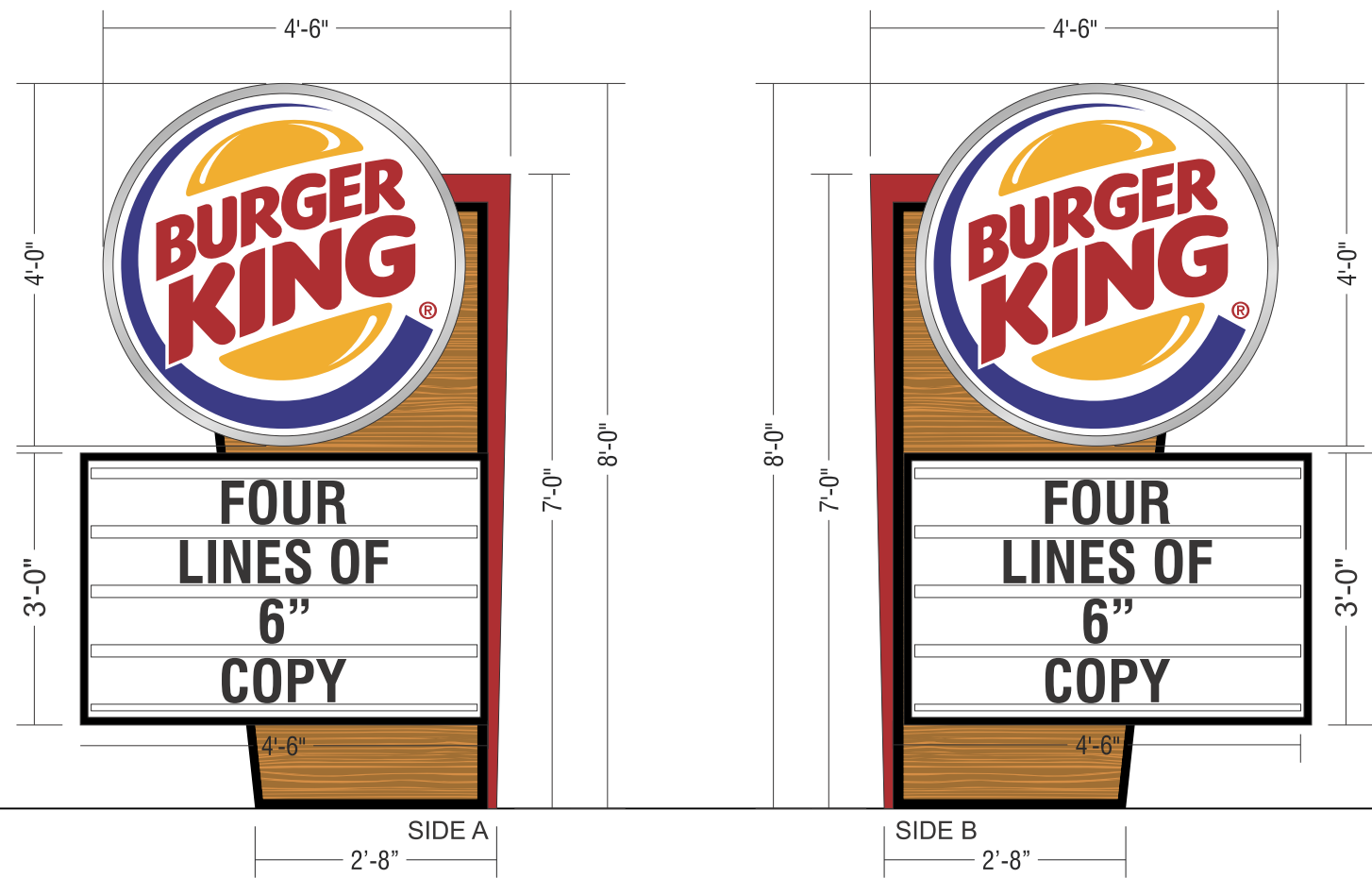


Underwriters  
Laboratories, Inc.®  
LISTED

THIS IS AN ORIGINAL UNPUBLISHED DRAWING CREATED BY ENTERA, INC. IT IS SUBMITTED FOR YOUR PERSONAL USE IN CONNECTION WITH A PROJECT BEING PLANNED FOR YOU BY ENTERA, INC. IT IS NOT TO BE SHOWN TO ANYONE OUTSIDE YOUR ORGANIZATION, NOR IS TO BE USED, REPRODUCED, COPIED, OR EXHIBITED IN ANY FASHION.

CLIENT: BURGER KING	SCALE: 1:20	DATE: 5/11/2016
FILE LOCATION: G:\ENGINEERING\CUSTOMER\BURGER KING		PAGE TYPE: PRESENTATION
DRAWN BY: KEVIN LOVELESS	DRAWING NUMBER: BK187	PAGE NUMBER: PAGE 1 OF 2

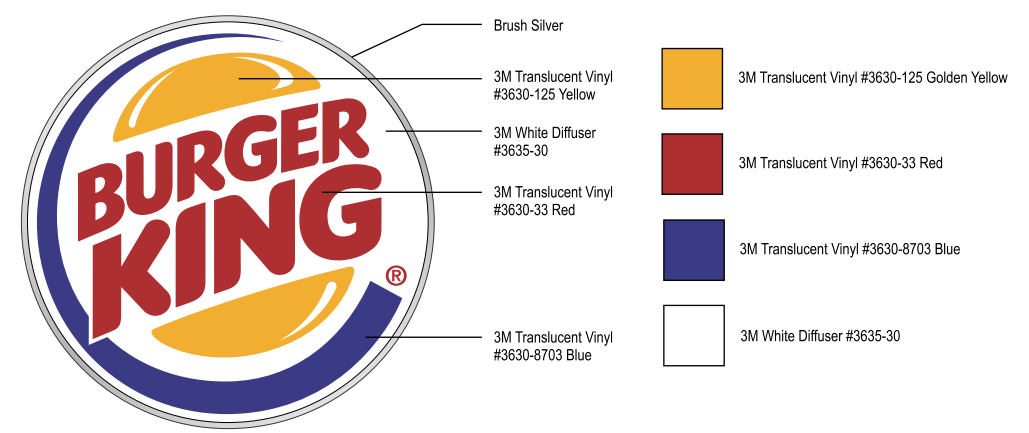
**BK 4'-0" ROUND DIRECTIONAL 8' OAH**



**FACE:** .177" CLEAR SOLAR GRADE POLYCARBONATE W/ UV INHIBITOR VACUUM FORMED TO CREATE CONVEX DOME SHAPE. DECORATION GRAPHICS TO BE 3M TRANSLUCENT VINYL ON 2ND SURFACE W/ WHITE DIFFUSER

**EMC:** TWO S/F FULL COLOR EMCs

**READERBOARD:** TWO S/F READERBOARD CABINETS W/ 4 LINES OF 6" COPY



**CUSTOMER APPROVAL** X

**DATE**

**FILE LOCATION:** H: MARKETING DESIGN / CDR / B / BURGER KING / AURORA, IL.cdr



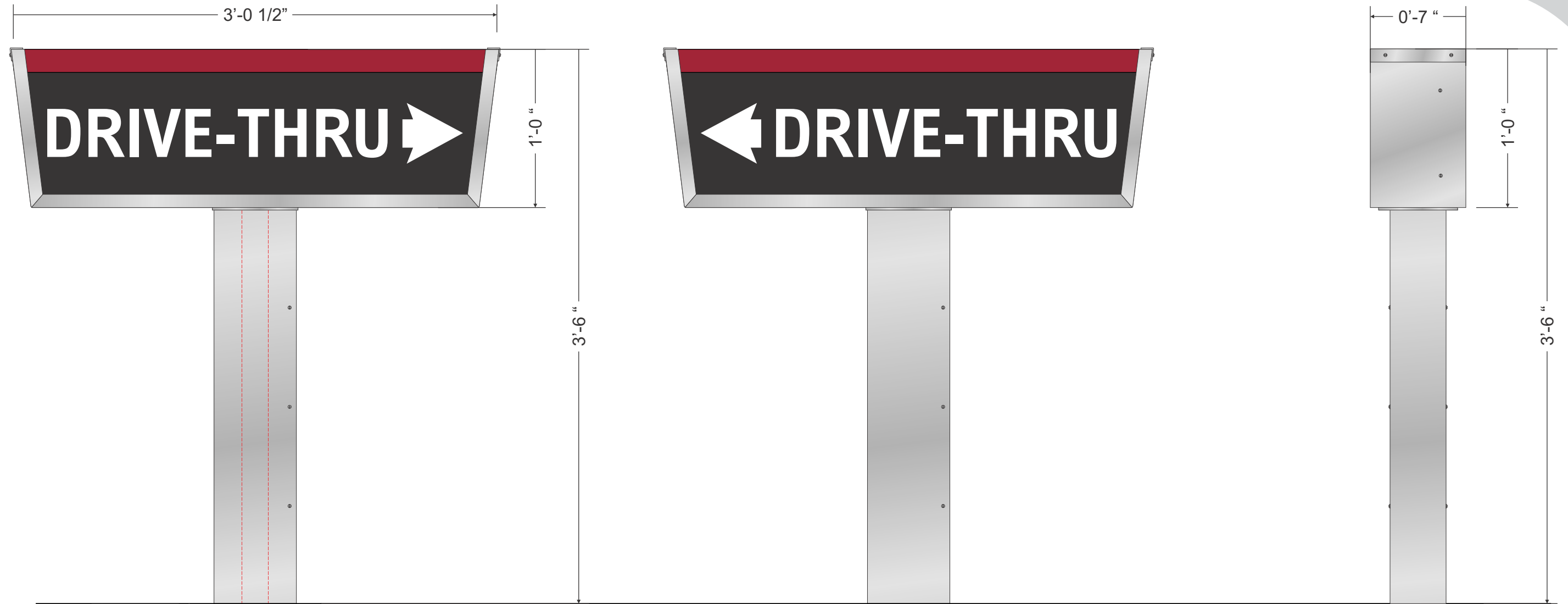
THIS IS AN ORIGINAL UNPUBLISHED DRAWING CREATED BY ENTERA BRANDING. IT IS SUBMITTED FOR YOUR PERSONAL USE IN CONNECTION WITH A PROJECT BEING PLANNED FOR YOU BY ENTERA BRANDING. IT IS NOT TO BE SHOWN TO ANYONE OUTSIDE YOUR ORGANIZATION, NOR IS IT TO BE USED, REPRODUCED, COPIED, OR EXHIBITED IN ANY FASHION.

CLIENT:	BURGER KING
LOCATION:	AURORA, IL
DRAWN BY:	ZM

SCALE:	1/2" = 1'-0"
DATE:	03.14.18
DWG. NO.:	AURORA, IL

REV.1	xxxx
REV.2	xxxx
REV.3	xxxx
REV.4	xxxx

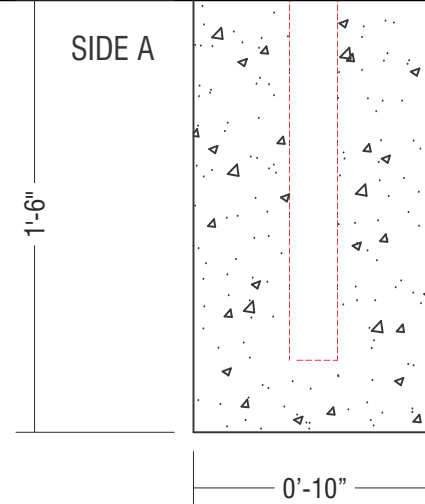
# D/F DIRECTIONALS



SIDE A

SIDE B

SIDE VIEW



## LOGO



3M Translucent Vinyl #3630-3410 Yellow



3M Translucent Vinyl #3630-8066 Blue



3M Vinyl #3630-22 Matte Black



3M Translucent Vinyl #3630-2418 Red



3M White Diffuser #3635-70



BK Silver

CUSTOMER APPROVAL **X**

DATE

FILE LOCATION: H: MARKETING DESIGN / CDR / B / BURGER KING / AURORA, IL.cdr



THIS IS AN ORIGINAL UNPUBLISHED DRAWING CREATED BY ENTERA BRANDING. IT IS SUBMITTED FOR YOUR PERSONAL USE IN CONNECTION WITH A PROJECT BEING PLANNED FOR YOU BY ENTERA BRANDING. IT IS NOT TO BE SHOWN TO ANYONE OUTSIDE YOUR ORGANIZATION, NOR IS IT TO BE USED, REPRODUCED, COPIED, OR EXHIBITED IN ANY FASHION.

CLIENT: BURGER KING

LOCATION: AURORA, IL

DRAWN BY: ZM

SCALE: 1 1/2" = 1'-0"

DATE: 03.14.18

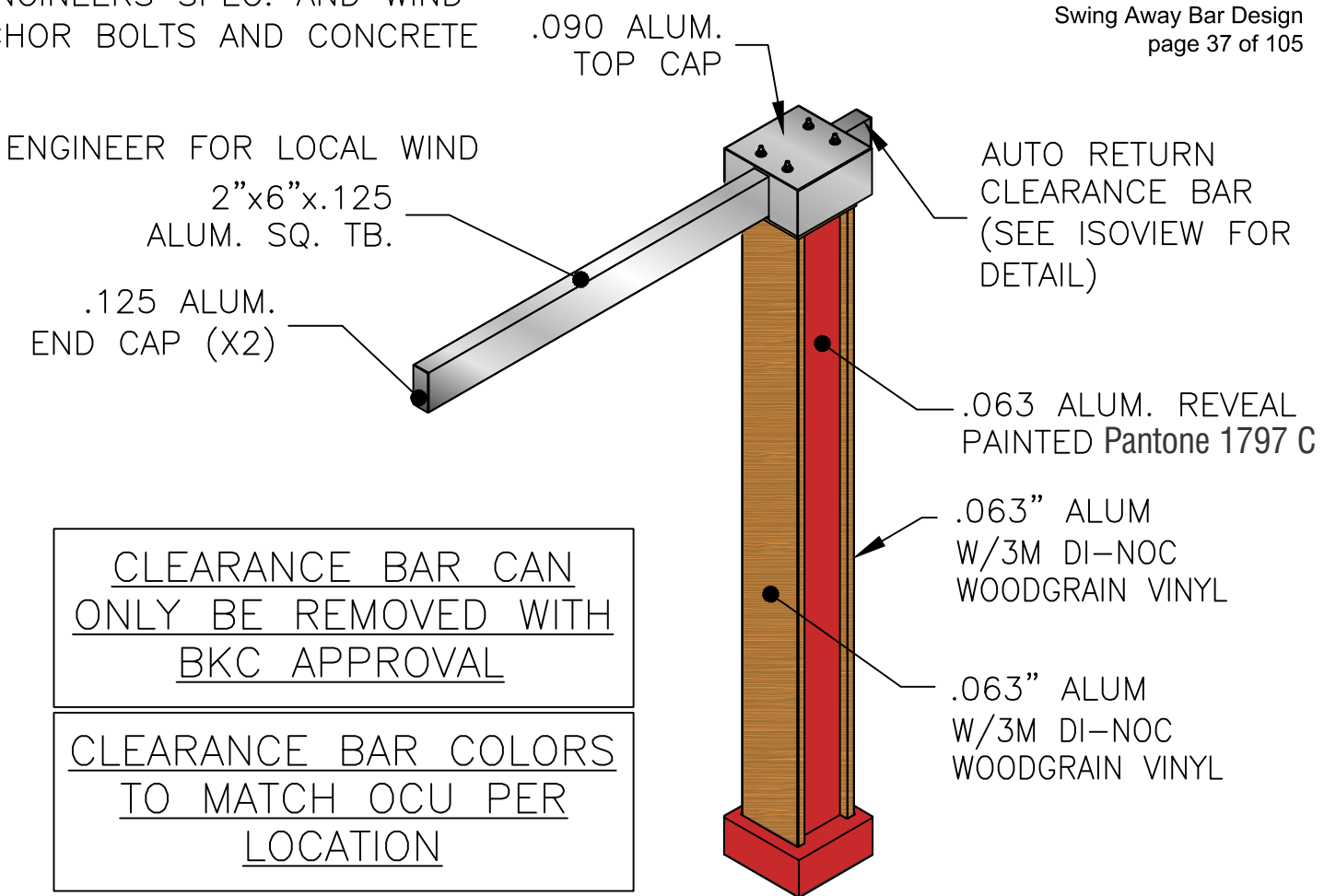
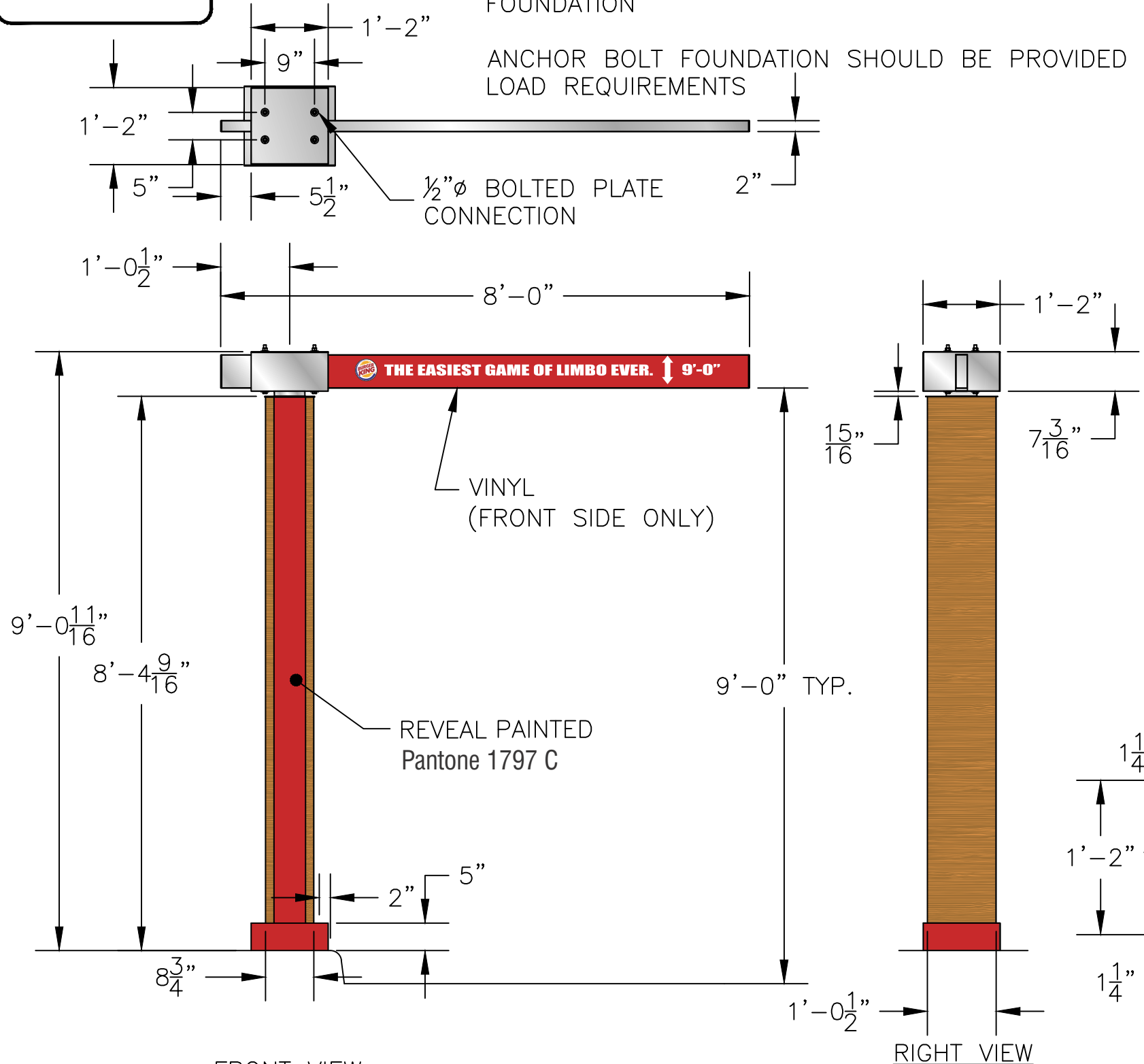
DWG. NO.: AURORA, IL

REV.1	xxxx
REV.2	xxxx
REV.3	xxxx
REV.4	xxxx



**NOTE:**  
CLADDING/ STEEL SUPPORT: STEEL CONTINGENT ON ENGINEERS SPEC. AND WIND LOAD REQUIREMENTS STEEL BASE PLATE W/STEEL ANCHOR BOLTS AND CONCRETE FOUNDATION

ANCHOR BOLT FOUNDATION SHOULD BE PROVIDED BY ENGINEER FOR LOCAL WIND LOAD REQUIREMENTS



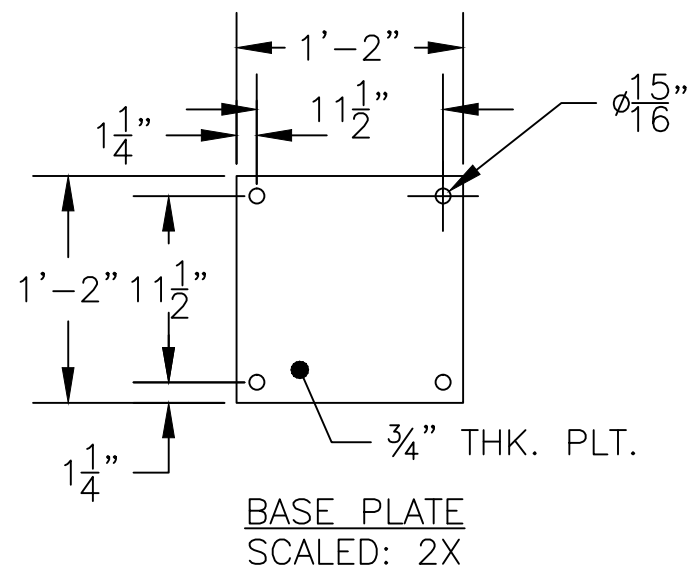
CLEARANCE BAR CAN ONLY BE REMOVED WITH BKC APPROVAL

CLEARANCE BAR COLORS TO MATCH OCU PER LOCATION

**NOTE:** SUPPLY (4)  $\frac{3}{4}$ " $\phi$ x2'-6" J-BOLT ANCHOR FOUNDATION: 2'-0" $\phi$ x3'-0" AUGER

**COLOR NOTES:**  
FRONT PANEL: .063" ALUM W/3M DI-NOC WOODGRAIN VINYL  
BACK PANEL: BACK: 3M DI-NOC WOODGRAIN VINYL  
REVEAL: Pantone 1797 C  
CLEARANCE BAR: BRUSHED ALUM FINISH w/REFLECTIVE SILVER VINYL (SIDES)  
BASE: Pantone 1797 C

**AUGERED FOUNDATION:**  
2'-0" $\phi$ x3'-0" DP  
TOTAL= 0.92 CU. YDS.



BASE PLATE  
SCALED: 2X

Note: BURGER KING® or BURGER KING® Buns and Crescent Logo to use "®" for all locations globally. All other marks will use "™".

BURGER KING® In the U.S. use the ® trademark symbol. The Burger King® trademark may not be registered in all countries. See "Legal Standards" for more information. For registration updates, please contact the legal department in Miami (305) 378-3080.



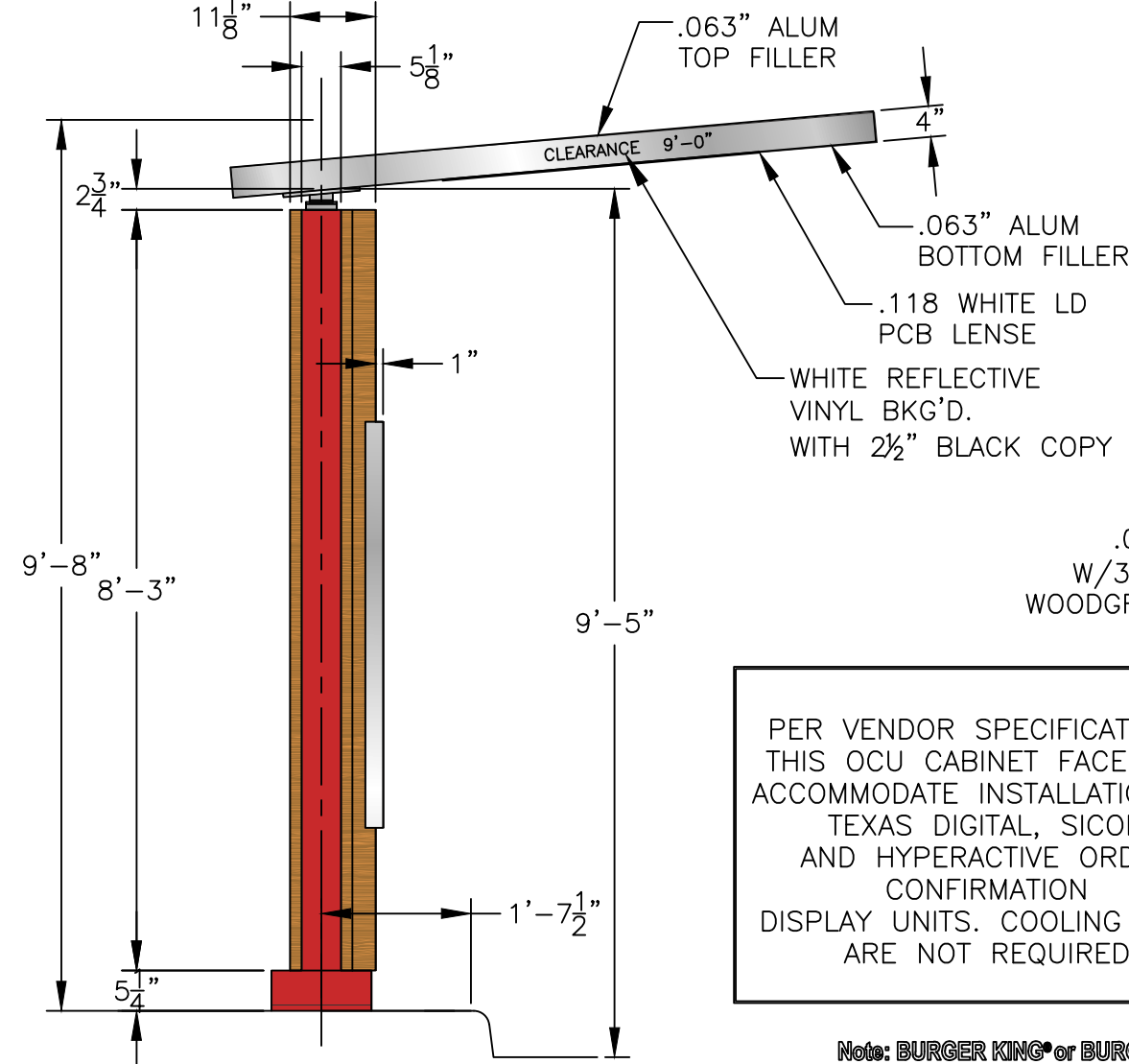
<p>© Copyrighted Document</p> <p>This Drawing/Design illustrated is the Copyrighted Property of Burger King. The production, copying, or use hereof is prohibited without written consent. Any infringement will be subject to legal action.</p>	<p>Project Information</p> <p>BURGER KING Custom Exterior Signage Systems</p> <p>File Burger King Design Doc RFP #1 Design -- Date: 12/8/2011</p>	<p>Client Review Status</p> <p>Burger King requires that an " <input checked="" type="checkbox"/> Approved" drawing be obtained from the client prior to any production release or production release revision.</p> <p><input type="checkbox"/> Approved <input type="checkbox"/> Revise &amp; Resubmit</p>	<p>Name _____ Title _____ Date _____</p>
--	---	---	--



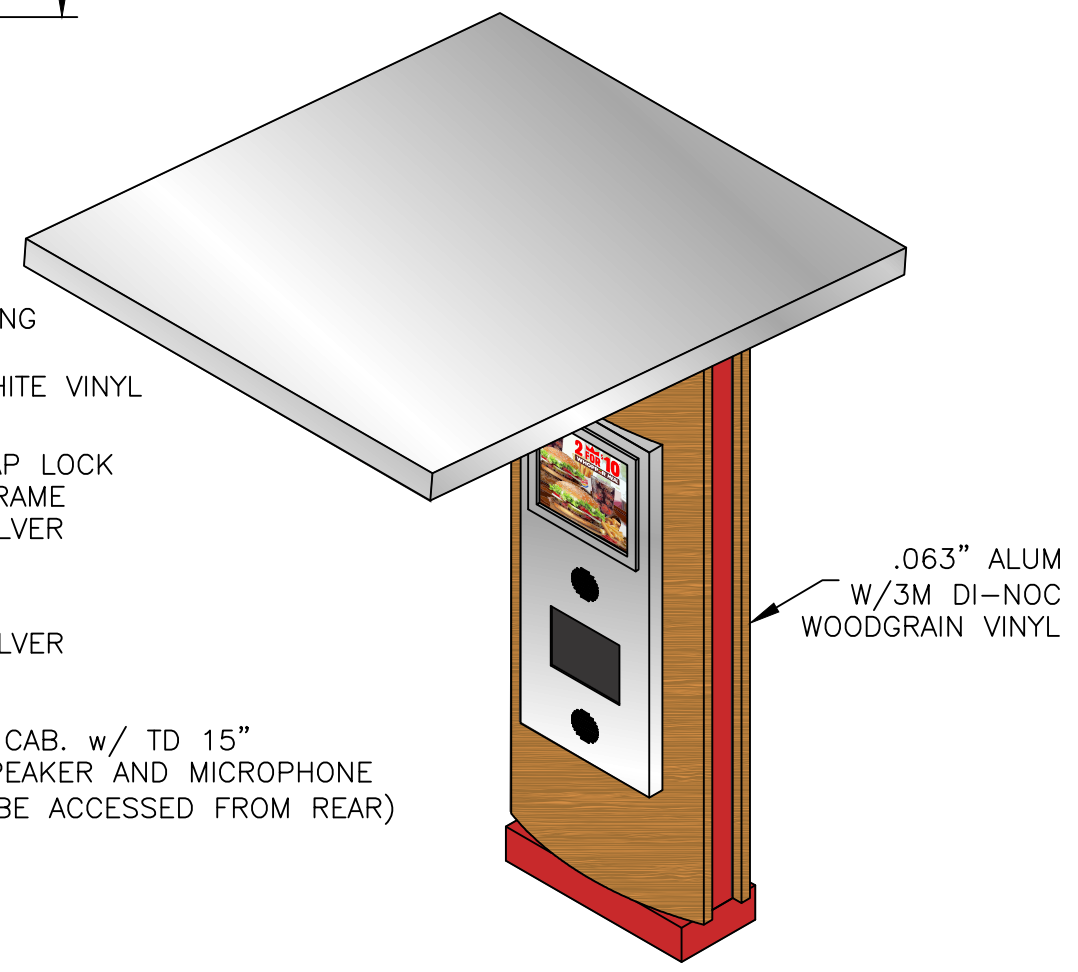
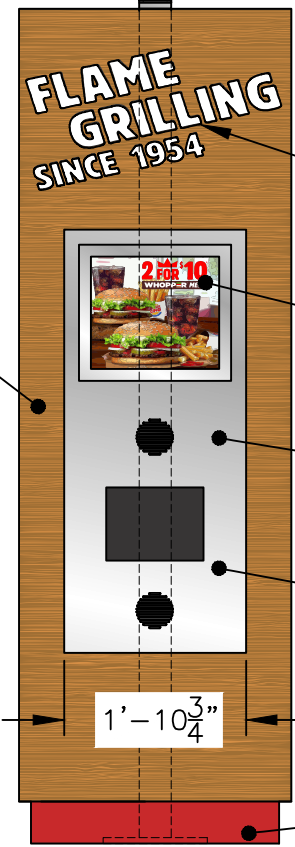
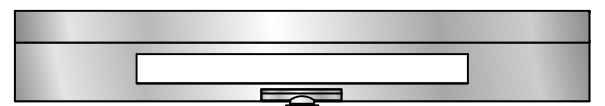
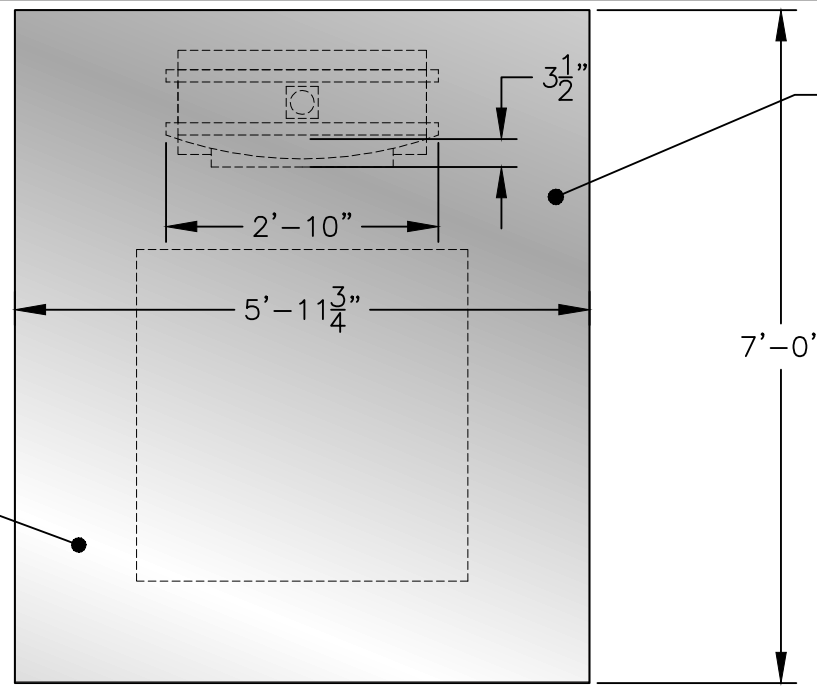
FOUNDATIONS AND STRUCTURAL ELEMENTS SHALL BE CALCULATED IN COMPLIANCE WITH APPLICABLE CODES.

**STEEL SUPPORT NOTE:**  
 STEEL CONTINGENT ON ENGINEERS SPEC. AND WIND LOAD REQUIREMENTS.  
 STEEL BASE PLATE w/STEEL ANCHOR BOLTS AND CONCRETE FOUNDATION.  
 ANCHOR BOLT OR DIRECT BURIAL FOUNDATION SHOULD BE PROVIDED BY ENGINEER FOR LOCAL WIND LOAD REQUIREMENTS.  
**COLOR NOTE:**  
 REVEAL/SUPPORT STEEL: Pantone 1797 C  
 CANOPY TOP: PAINT BURGER KING SILVER  
 CABINET FACE: W/3M DI-NOC WOODGRAIN VINYL  
 OCU CABINET FACE: PAINT BURGER KING SILVER  
 CABINET BACK: 3M DI-NOC WOODGRAIN VINYL  
 OCU BOLT KIT: PAINT Pantone 1797 C

**S-10.2 Drive Thru OCU**  
 Swing Away/Manual Return  
 Canopy Arm  
 Revised 10/30/2017  
 page 32A of 105



PER VENDOR SPECIFICATIONS:  
 THIS OCU CABINET FACE WILL ACCOMMODATE INSTALLATION OF TEXAS DIGITAL, SICOM AND HYPERACTIVE ORDER CONFIRMATION DISPLAY UNITS. COOLING FANS ARE NOT REQUIRED




Note: BURGER KING® or BURGER KING® Buns and Crescent Logo to use "®" for all locations globally. All other marks will use "TM".

BURGER KING® In the U.S. use the ® trademark symbol. The Burger King® trademark may not be registered in all countries. See "Legal Standards" for more information. For registration updates, please contact the legal department in Miami (305) 378-3080.



<p>© Copyrighted Document          This Drawing/Design illustrated is the Copyrighted Property of Burger King. The production, copying, or use hereof is prohibited without written consent. Any infringement will be subject to legal action.</p>	<p>Project Information          BURGER KING          Custom Exterior Signage Systems          File Burger King Design Doc RFP #1 Design -- Date: 12/8 /2011</p>	<p>Client Review Status          Burger King requires that an " <input checked="" type="checkbox"/> Approved" drawing be obtained from the client prior to any production release or production release revision.</p>	<p><input type="checkbox"/> Approved  <input type="checkbox"/> Revise &amp; Resubmit</p>	<p>Name _____          Title _____          Date _____</p>
--	---	---	--	--

# FLAG POLE



CUSTOMER APPROVAL **X**

DATE

FILE LOCATION: H: MARKETING DESIGN / CDR / B / BURGER KING / AURORA, IL.cdr



THIS IS AN ORIGINAL UNPUBLISHED DRAWING CREATED BY ENTERA BRANDING. IT IS SUBMITTED FOR YOUR PERSONAL USE IN CONNECTION WITH A PROJECT BEING PLANNED FOR YOU BY ENTERA BRANDING. IT IS NOT TO BE SHOWN TO ANYONE OUTSIDE YOUR ORGANIZATION, NOR IS IT TO BE USED, REPRODUCED, COPIED, OR EXHIBITED IN ANY FASHION.

CLIENT: BURGER KING	SCALE: 3/16" = 1'-0"
LOCATION: AURORA, IL	DATE: 03.14.18
DRAWN BY: ZM	DWG. NO.: AURORA, IL

REV.1	xxxx
REV.2	xxxx
REV.3	xxxx
REV.4	xxxx