ROOM FINISH SCHEDULE

ROOM NUM.	ROOM	WALLS EAST	BASE	WEST	BASE	NO.	BASE	SO.	BASE	FLR. MTL.	CEILING MTL.	HEIGHT	NOTE
100 SERIES NOT ON SCHEDULE - NO WORK													
107	BAR	FRP/PT1	CB2	FRP/PT1	CB2	FRP/PT1	CB2	FRP/PT1	CB2	CT2	SCT	10'-0	1
110	DISH WASH	FRP/PT1	CB2	FRP/PT1	CB2	FRP/PT1	CB2	FRP/PT1	CB2	CT2	SCT	10'-0	1
200	TENANT												
201	DINING	PT2	VB1	PT2	VB1	PT2	VB1	PT2	VB1	CT2	ACT	10'-0	1
202	OFFICE	PT2	VB1	PT2	VB1	PT2	VB1	PT2	VB1	CT2	GYP.	10'-0	1
203	DRY STO.	PT2	VB1	PT2	VB1	PT2	VB1	PT2	VB1	CT2	GYP.	10'-0	1
204	WOMAN												2
205	MEN												2
206	STAIR												2

SC1 2x4 VINYL FACED SANITARY GYP. BD. CEILING TILE W/ 15/16 GRID VERIFY HEIGHT IN FIELD

ACT 2x4 FINE TEXTURE ACOUSTIC CEILING TILE REVEAL EDGE W/ 15/16 GRID VERIFY HEIGHT IN FIELD

CB2 PORCELAIN CERAMIC 4x12 MATCHING BASE

VCT EXISTING VINYL COMP TILE AND VB

PT1 SEMIGLOSS LATEX 2 COATS COLOR TO BE SELECTED OVER 1 COAT PRIMER ABOVE FRP

PT2 EGGSHELL LATEX 2 COATS COLOR TO BE SELECTED OVER 1 COAT PRIMER

FRP FIBERGLASS REINF. WALL PANEL LIGHT COLOR TO 8'-0"

VB1 1" COVED VINYL BASE

NOTES:
1. PATCH FINISHES TO MATCH FROM MINOR WORK
2. NO WORK TO MATCH FROM MINOR WORK

SMOKE AND FLAME SPREAD FINISH RATINGS:
STAIRS: CLASS A
OTHER: CLASS C (OCCUPANCY <300)

DOOR SCHEDULE

DOOR	ROOM	MATL.	FRAME	HDWR.	CLSR.	TYPE	REMARKS
EXIST. = EXISTING VERIFY 36" WIDE W/ LEVER OR PANIC HARDWARE WITH SINGLE ACTION NO SPECIAL KNOWLEDGE							
101	STAIR	SCWD	H.M.	PANIC	Y	A	90 MIN. FIRE RATED MAGNETIC HOLD OPEN ON ALARM
102	COOLER	ALUM	ALUM	LEVER	N	COOLER	INTERIOR SAFETY RELEASE
103	VACANT	SCWD	H.M.	STORAGE	Y	A	

DOOR HARDWARE PERFORMANCE:
- ALL LATCH SETS TO BE ADA SCHLAGE STANDARD DUTY COMMERCIAL BRUSHED STN. STL. LEVER TYPE NEPTUNE
- ALL DOORS TO HAVE 1 1/2 PAIR STN. STL. BALL BEARING HINGES
- ALL DEAD BOLTS TO BE KEYLESS LEVER TYPE
- ALL LOCK FUNCTIONS SHALL BE KEYLESS IN DIRECTION OF EGRESS SINGLE ACTION WITHOUT REQUIRING SPECIAL KNOWLEDGE
- HARDWARE FUNCTION AS DEFINED BY SCHLAGE
- ALL PUSH PULL, PANIC AND PADDLE TO BE BRUSHED STN. STL.
- ALL CLOSERS TO BE 8 LB. PULL AT AT EXTERIOR 4# AT INTERIOR
- PAINT ALL HOLLOW MTL. DOORS AND FRAMES 2 COAT SEMI-GLOSS COLOR TO MATCH STOREFRONT
- SUBMIT CUT SHEETS, SUBMITTALS AND SAMPLES TO OWNER FOR APPROVAL AS REQUESTED

ALL THRESHOLDS SHALL BE 1/2" MAX.

- WALK IN COOLER AND FREEZER DOORS TO BE EQUIPED WITH INTERIOR EXITING LATCH RELEASE

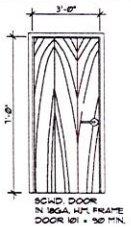

DOOR TYPE A
SCALE: 3/8"=1'-0"

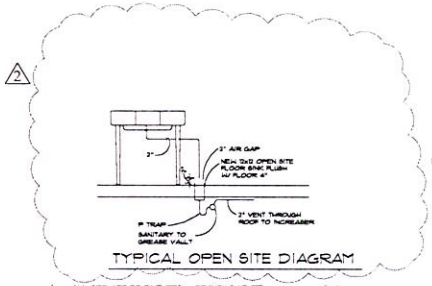

TYPICAL OPEN SITE DIAGRAM

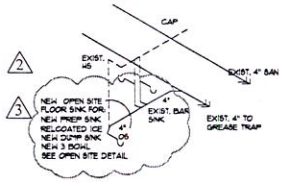

SANITARY RISER DIAGRAM

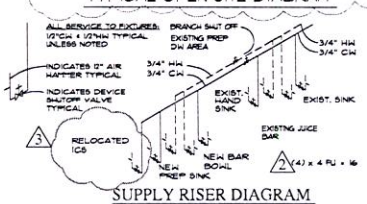

SUPPLY RISER DIAGRAM

Section 890.TABLE N Water Supply Fixture Units (WSFU) for a Supply System with Flush Tanks Water Closets

WSFU	Demand (GPM)	Pipe Size (Inches)	Pressure Loss	Velocity (Ft./Sec.)	Meter Size (Inches)
2	2	3/4"	4.2	2.7	3/4"
4	3	3/4"	8.7	4.2	3/4"
6	5	3/4"	22.5	7.0	3/4"
8	6.5	3/4"	6.3	4.3	3/4"
10	8	3/4"	9.0	5.4	3/4"
12	9.2	3/4"	11.5	6.1	3/4"
14	10.4	3/4"	15.0	6.9	3/4"
16	11.6	3/4"	18.0	7.7	3/4"

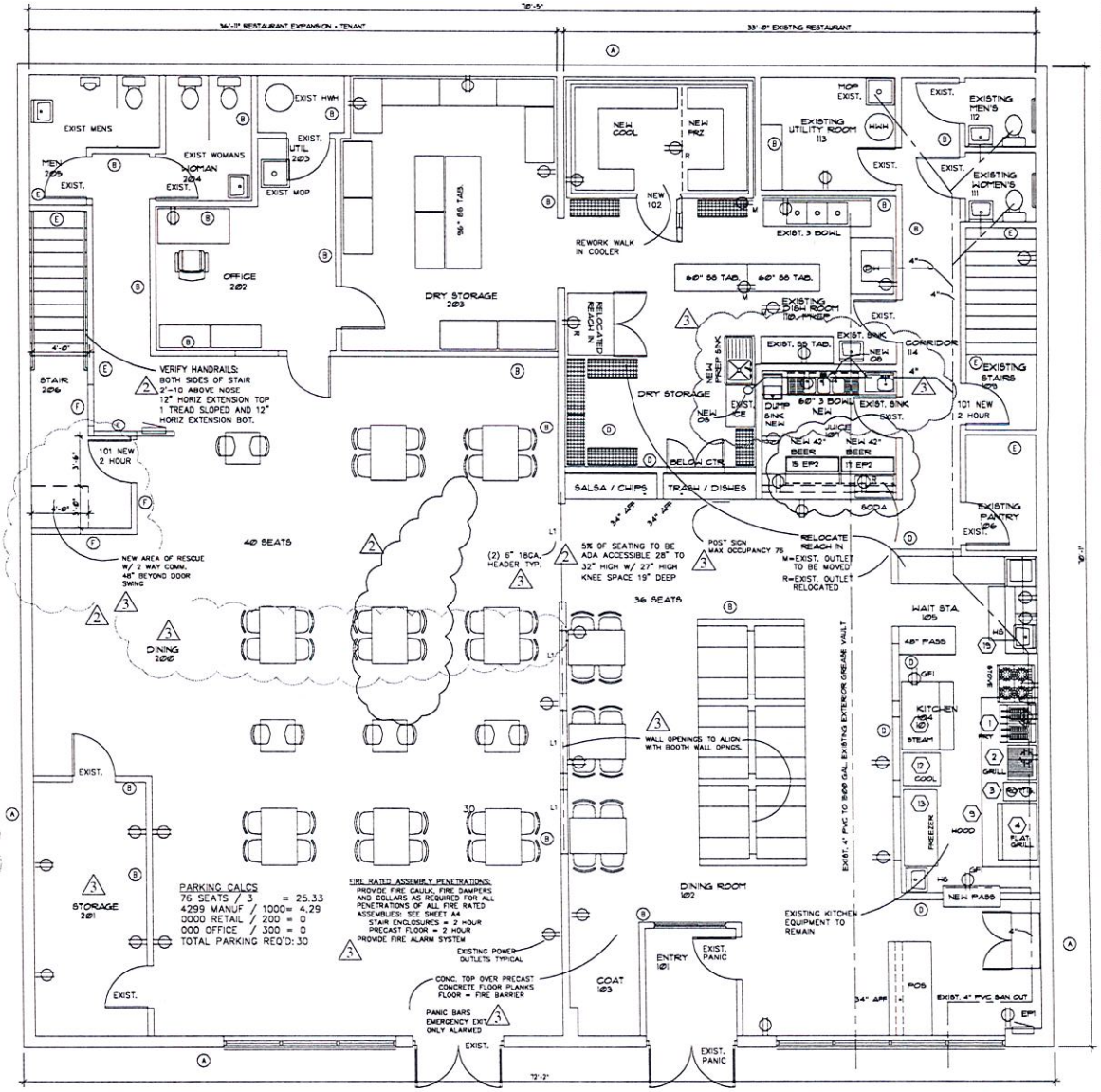

NORTH

Floor and Plumbing Plan

SCALE: 1/4"=1'-0"

OCCUPANTS: 95 SEE PLAN

3 Actual Dining = 76
Support 2338 s.f. / 300 = 8
F1 L.L. 4777 Actual = 6

WALL TYPES

A EXISTING MASONRY WALL WITH 5/8" GYP. OVER 1 1/2" 22 GA. MTL. STUDS @ 16" O.C. FOR FINISH W/ EXIST. FIRE RATING

B EXIST. GYP. OVER MTL. STUD WALL PATCH AS REQ'D

C NEW 5/8" GYP. OVER 3 5/8" 22 GA. METAL STUDS AT 16" O.C. TO ROOF DECK MINERAL WOOL SOUND BATT. PROVIDE DOUBLE LONG LEG SLIP TRACK FOR 2" ROOF DEFLECTION

D NEW 5/8" GYP. OVER 3 5/8" 22 GA. METAL STUDS AT 16" O.C. TO 8" ABOVE CEILING PROVIDE DIAG KICKERS AS REQUIRED.

E EXIST. 5/8" FIRE CODE GYP. OVER 3 5/8" 22 GA. METAL STUDS AT 16" O.C. TO ROOF DECK PROVIDE ADDITIONAL LAYER 5/8" FIRE CODE GYP BOTH SIDES TO DECK: 2 HOUR UL U419 1.5 HOUR DOOR

F NEW 5/8" FIRE CODE GYP. OVER 3 5/8" 22 GA. METAL STUDS AT 16" O.C. TO ROOF DECK 2 HOUR UL U419

D.L. Rawlins, Inc.
Architecture + Planning
Daniel L. Rawlins
Aurora, Illinois

Project:
Muniz Taqueria
Remodel / Expansion
518b Lake Street
Aurora, Illinois

Sheet:
Floor and Plumbing Plan
and Details

JOB NUMBER 16117

DATE 07.30.18

REVISIONS
01.28.19
04.18.19
2 08.28.19
3 09.06.19

SHEET A2