

PROPOSAL SUBMITTED BY:

JSN CONTRACTORS SUPPLY
Contractor's Name

115007 WEBB ST
Street P.O. Box

NAPERVILLE IL 60565
City State Zip Code



BIDDING
ON
ITEMS 319-321
ONLY

**CITY OF AURORA
KANE COUNTY
STATE OF ILLINOIS**

Request for Quotations For

**2021 Water & Sewer Division Materials and Supplies
Bid 20-49**

**PROPOSALS DUE
October 28, 2020**

PREPARED BY
CITY OF AURORA
DIVISION of ENGINEERING
77 S. BROADWAY AVENUE
AURORA, ILLINOIS 60505

TABLE OF CONTENTS

Title Page

Table of Contents

Notice to Bidders

Bid Proposal

Schedule of Prices

Signature Sheet

Bidder's Certificate

Certificate regarding Debarment, Suspension or other Responsibility Matters

Bidder Certification in Compliance with Article 33E to the "Criminal Code of 1961"

Local Vendor Preference Application

City of Aurora Special Provisions

Hydrant Parts List & Diagram

City of Aurora
Bid 20-49
NOTICE TO BIDDERS

Sealed quotations for the materials and supplies described below will be received at the office of Purchasing, 44 E. Downer Place, Aurora, IL 60507 until 2:00 o'clock P.M., October 28, 2020. Quotes will not be opened publicly.

Description of Work

Name: 2021 Water & Sewer Division Materials and Supplies

Proposed Improvement: The City of Aurora is requesting quotations for the anticipated purchase of certain materials and supplies to be used by the Water & Sewer Maintenance Division during 2021.

Bidders Instructions:

1. Specifications and other pertinent documents may be obtained online at <https://www.aurora-il.org/bids.aspx>.
2. The City of Aurora reserves the right to reject any or all of the bids and to waive any and all irregularities and technicalities whenever such rejection is in the best interest of the City of Aurora.
3. All bid items will be evaluated separately and the supplier for each bid item will be chosen based on cost and availability of the item at the time of need.
4. **Minority Participation:** The City of Aurora encourages minority business firms to submit proposals and encourages successful contract bidder to utilize minority businesses as sub-contractors for supplies, equipment, services and construction.
5. Any bidder who owes the City money may be disqualified at the City's discretion.
6. **The City of Aurora has a local preference ordinance that would apply to this contract.**

By Order of
City Clerk
City of Aurora

PROPOSAL

TO: THE OFFICE OF THE CITY CLERK
CITY OF AURORA
44 EAST DOWNER PLACE
AURORA, ILLINOIS 60507

1. Proposal of *JSN CONTRACTORS SUPPLY*
for the improvement known as the **2021 Water & Sewer Division Materials and Supplies, Bid 20-49.**
2. The plans and specifications for the proposed improvements are those prepared by the City of Aurora Engineering Division and approved by the City Council of Aurora, Illinois.
3. In submitting this proposal, the undersigned declares that the only persons or parties interested in the proposal as principals are those named herein, and that the proposal is made without collusion with any person, firm, or corporation.
4. The undersigned further declares that he has carefully examined the proposals, plans, specifications, form of contract, and special provisions, if any, and that he has inspected in detail the site of the proposed work and that he has familiarized himself with all of the local conditions affecting the contract and detailed requirements of construction, and understands that in making this proposal he waives all right to plead any misunderstanding regarding the same.
5. The undersigned declares that he understands that the quantities mentioned are approximate only, and that they are subject to increase or decrease; that he will take in full payment therefore the amount of the summation of the actual quantities, as finally determined, multiplied by the unit prices shown in the schedule of prices contained herein.
6. The undersigned agrees that the unit prices submitted herewith are for the purpose of obtaining a gross sum and for use in computing the value of extras and deductions; that if there is a discrepancy between the gross sum bid and that resulting from the summation of the quantities multiplied by their respective unit prices, the latter shall apply.
7. The undersigned agrees that if the City decides to extend or shorten the improvement, or otherwise alter it by extras or deductions, including the elimination of any one or more of the items, as provided in the specifications, he will perform the work as altered, increased or decreased, at the contract unit prices without claim for profits lost as a result of any work or items eliminated by the City of Aurora.
8. The undersigned agrees that the Engineer may, at any time during the progress of the work covered by this contract, order other work or materials incidental thereto, and that all such work and materials as do not appear in the proposal or contract as a specific item accompanied by a unit price, and which are not included under the bid price for other items in this contract, shall be performed as extra work, and that he will accept as full compensation therefore the actual cost plus ten percent (10%), the actual cost to be determined as provided for in the specifications.
9. The undersigned submits herewith his schedule of prices covering the work to be performed under this contract, he understands that he must show in the schedule the unit prices for which

he proposes to perform each item of work, that the extensions must be made by him, and that if not so done, his proposal may be rejected as irregular or non-responsive.

10. The City of Aurora reserves the right to reject any or all of the bids and to waive any and all irregularities and technicalities. The City of Aurora shall either award the project or reject the bids within Sixty (60) calendar days after the bid opening. This time frame may be extended upon mutual agreement of the City and the Bidder.
11. The undersigned of this proposal agrees that he or she has examined all sections of this Proposal, Specifications, and Bidding Documents and hereby understands and accepts the provisions for access, or the lack of access, to the construction site and shall claim no compensation other than the prices as bid for this condition of accessibility.
12. The undersigned agrees to indemnifying and saving harmless the City of Aurora, its officers, agents, employees, and servants by filing with the City, prior to the execution of the contract, copies of completed Certificates of Insurance satisfactory to the City, with the City of Aurora named as primary, non-contributory additional insured; automobile liability insurance covering owned, non-owned, and hired vehicles with limits of liability as stated in the attached Special Provisions.
13. No contract will be awarded to any bidder where that bidder or any principal or supervisory personnel of the bidder has been personally involved with another business that has been delinquent or unfaithful in any former contract with the City or where that bidder or any supervisory personnel of the bidder has been personally involved with another business that is a defaulter as surety or otherwise upon obligation to the City.
14. The entire set of specifications shall be submitted with each proposal.
15. The City has the right to terminate this Contract, in whole or in part, for any reason or if sufficient funds have not been appropriated to cover the estimated requirement of the Services not yet performed, by providing Bidder with thirty (30) days notice specifying the termination date. On the date specified, this Contract will end. If this Contract is terminated by the City, as provided herein, the City shall pay the Bidder only for services performed up the date of termination. After the termination date, Bidder has no further contractual claim against the City based upon this Contract and any payment so made to the Bidder upon termination shall be in full satisfaction for Services rendered. Bidder shall deliver to the City all finished and unfinished documents, studies and reports and shall become the property of the City.
16. **The City of Aurora has a local preference ordinance that would apply to this contract.** O18-070 approved August 28, 2018 defines "Local business" to mean a vendor or contractor who has a valid, verifiable physical business address located within the corporate boundaries of the City of Aurora at least twelve months prior to a bid or proposal opening date, from which the vendor, contractor or consultant operates or performs business on a daily basis, including manufacturing production or distribution. The business must disclose the percentage of workforce in the City of Aurora; be registered with the City of Aurora, if applicable; be subject to City of Aurora taxes (inclusive of sales taxes); be current with property tax payments and sales tax payments; not have any outside cited code violations; not have any outstanding debts to the City of Aurora; have adequately qualified and trained staff to service the bid of interest.
17. The undersigned submits herewith this **Schedule of Prices** covering the materials requested under this contract:




**Schedule of Prices
City of Aurora Water & Sewer
Maintenance Division
2021 Materials and Supplies
Bid 20-49**

RETURN WITH BID

(For complete information covering these items, see specifications)

NO.	ITEM	UNIT	UNIT COST
Fire Hydrants & Related Parts			
1	Waterous Fire Hydrant Assembly, 4 1/2' Bury	EA	
2	Waterous Fire Hydrant Assembly, 5' Bury	EA	
3	Waterous Fire Hydrant Assembly, 5 1/2' Bury	EA	
4	Waterous Fire Hydrant Assembly, 6' Bury	EA	
5	Waterous Fire Hydrant Assembly, 4 1/2' Bury w/Alpha Standard Base	EA	
6	Waterous Fire Hydrant Assembly, 5' Bury w/Alpha Standard Base	EA	
7	Waterous Fire Hydrant Assembly, 5 1/2' Bury w/Alpha Standard Base	EA	
8	Waterous Fire Hydrant Assembly, 6' Bury w/Alpha Standard Base	EA	
9	Waterous Fire Hydrant Assembly, 4 1/2' Bury w/Alpha XL Base	EA	
10	Waterous Fire Hydrant Assembly, 5' Bury w/Alpha XL Base	EA	
11	Waterous Fire Hydrant Assembly, 5 1/2' Bury w/Alpha XL Base	EA	
12	Waterous Fire Hydrant Assembly, 6' Bury w/Alpha XL Base	EA	
13	Waterous Fire Hydrant Extension, 6"	EA	
14	Waterous Fire Hydrant Extension, 12"	EA	
15	Waterous Fire Hydrant Extension, 18"	EA	
16	Waterous Fire Hydrant Extension, 24"	EA	
17	Waterous Traffic Kit, Old Style (K525/10")	EA	
18	Waterous Traffic Kit, New Style (K528/16")	EA	
19	Waterous Hydrant Kit K834, Hydrant Head w/Traffic Kit	EA	
20	Waterous Hydrant Kit K836, Hydrant Head	EA	
21	Waterous Hydrant Part #60 (Hydrant Head)	EA	
22	RoDon Hydra-Finder Hydrant Marker, 60"	EA	
23	Valve Seat - #31	EA	
24	Main Valve Rubber #35	EA	
25	Breakable Flange #113	EA	
26	Flange Lock Ring #64	EA	
27	Coupling Sleeve (2 halves) #67	EA	
28	Lower Operating Nut #17A	EA	
29	Drain Plunger #7	EA	




**Schedule of Prices
City of Aurora Water & Sewer
Maintenance Division
2021 Materials and Supplies
Bid 20-49**

RETURN WITH BID

(For complete information covering these items, see specifications)

NO.	ITEM	UNIT	UNIT COST
30	Nozzle - Hose #12	EA	
31	Nozzle - Pumper #12	EA	
32	Cap Gasket Hose #11	EA	
33	Cap Gasket Pumper #11	EA	
34	Nozzle Cap Hose #10	EA	
35	Nozzle Cap Pumper #10	EA	
36	O-Ring (Hose Nozzle) 3-1/4 X 3-5/8 #118	EA	
37	O-Ring (Pumper Nozzle) 5-1/4 X 5-5/8 #116	EA	
38	Hose Nozzle Retainer #119	EA	
39	Pumper Nozzle Retainer #117	EA	
40	Cap Gasket - Pumper #11	EA	
41	Cap Gasket- Hose #11	EA	
42	Nozzle Cap - Pumper #10	EA	
43	Brass Lock Nuts #87	EA	
44	T-Bolts and Nuts (Per Case)	EA	
45	High Performance Grease for Food Processing Equipment (5 Gal)	EA	
46	Mineral Oil Lubricant (6-1/2 Oz)	EA	
Valves and Related Parts			
47	Clow Cutting in Valve, 2"	EA	
48	Clow Cutting in Valve, 4"	EA	
49	Clow Cutting in Valve, 6"	EA	
50	Clow Cutting in Valve, 8"	EA	
51	Clow Cutting in Valve, 10"	EA	
52	Clow Cutting in Valve, 12"	EA	
53	American Flow Control Gate Valve, 2" w/ Mechanical Joint Ends	EA	
54	American Flow Control Gate Valve, 4" w/ Mechanical Joint Ends	EA	
55	American Flow Control Gate Valve, 6" w/ Mechanical Joint Ends	EA	
56	American Flow Control Gate Valve, 8" w/ Mechanical Joint Ends	EA	
57	American Flow Control Gate Valve, 10" w/ Mechanical Joint Ends	EA	



**Schedule of Prices
City of Aurora Water & Sewer
Maintenance Division
2021 Materials and Supplies
Bid 20-49**

RETURN WITH BID

(For complete information covering these items, see specifications)

NO.	ITEM	UNIT	UNIT COST
58	American Flow Control Gate Valve, 12" w/ Mechanical Joint Ends	EA	
59	American Flow Control Gate Valve, 14" w/ Mechanical Joint Ends	EA	
60	American Flow Control Gate Valve, 16" w/ Mechanical Joint Ends	EA	
61	American Flow Control Gate Valve, 2" w/ ALPHA Standard Restrained Joint Ends	EA	
62	American Flow Control Gate Valve, 4" w/ ALPHA Standard Restrained Joint Ends	EA	
63	American Flow Control Gate Valve, 6" w/ ALPHA Standard Restrained Joint Ends	EA	
64	American Flow Control Gate Valve, 8" w/ ALPHA Standard Restrained Joint Ends	EA	
65	American Flow Control Gate Valve, 10" w/ ALPHA Standard Restrained Joint Ends	EA	
66	American Flow Control Gate Valve, 12" w/ ALPHA Standard Restrained Joint Ends	EA	
67	American Flow Control Gate Valve, 14" w/ ALPHA Standard Restrained Joint Ends	EA	
68	American Flow Control Gate Valve, 16" w/ ALPHA Standard Restrained Joint Ends	EA	
69	American Flow Control Gate Valve, 2" w/ ALPHA XL Restrained Joint Ends	EA	
70	American Flow Control Gate Valve, 4" w/ ALPHA XL Restrained Joint Ends	EA	
71	American Flow Control Gate Valve, 6" w/ ALPHA XL Restrained Joint Ends	EA	
72	American Flow Control Gate Valve, 8" w/ ALPHA XL Restrained Joint Ends	EA	
73	American Flow Control Gate Valve, 10" w/ ALPHA XL Restrained Joint Ends	EA	
74	American Flow Control Gate Valve, 12" w/ ALPHA XL Restrained Joint Ends	EA	
75	American Flow Control Gate Valve, 14" w/ ALPHA XL Restrained Joint Ends	EA	
76	American Flow Control Gate Valve, 16" w/ ALPHA XL Restrained Joint Ends	EA	
77	Tyler Valve Box, 664-S Complete w/Lid	EA	
78	Tyler Valve Box Extension, #58-A	EA	
79	Tyler Valve Box Extension, #59-A	EA	
80	Tyler Valve Box Extension, #60-A	EA	
81	Tyler Valve Box Extension, #69A - 9"	EA	
82	Tyler Valve Box Extension, #69A - 18" (Foreign OK)	EA	
83	Tyler Valve Box Extension, #69A - 24" (Foreign OK)	EA	



Schedule of Prices
City of Aurora Water & Sewer
Maintenance Division
2021 Materials and Supplies
Bid 20-49

RETURN WITH BID

(For complete information covering these items, see specifications)

NO.	ITEM	UNIT	UNIT COST
Repair Parts and Fittings			
84	4" Non-Shear Mission Coupling (Clay to Plastic)	EA	
85	6" Non-Shear Mission Coupling (Clay to Plastic)	EA	
86	8" Non-Shear Mission Coupling (Clay to Plastic)	EA	
87	10" Non-Shear Mission Coupling (Clay to Plastic)	EA	
88	12" Non-Shear Mission Coupling (Clay to Plastic)	EA	
89	15" Non-Shear Mission Coupling (Clay to Plastic)	EA	
90	4" Non-Shear Mission Coupling (Plastic to Plastic)	EA	
91	6" Non-Shear Mission Coupling (Plastic to Plastic)	EA	
92	8" Non-Shear Mission Coupling (Plastic to Plastic)	EA	
93	10" Non-Shear Mission Coupling (Plastic to Plastic)	EA	
94	12" Non-Shear Mission Coupling (Plastic to Plastic)	EA	
95	15" Non-Shear Mission Coupling (Plastic to Plastic)	EA	
96	2" x 8" Repair Clamp	EA	
97	4" x 8" Repair Clamp	EA	
98	6" x 8" Repair Clamp	EA	
99	6" x 8" Repair Clamp w/ 3/4" Tap	EA	
100	6" x 8" Repair Clamp w/ 1" Tap	EA	
101	6" x 10" Repair Clamp	EA	
102	6" x 12" Repair Clamp	EA	
103	6" x 16" Repair Clamp	EA	
104	6" x 36" Repair Clamp	EA	
105	8" x 8" Repair Clamp	EA	
106	8" x 8" Repair Clamp w/ 3/4" Tap	EA	
107	8" x 8" Repair Clamp w/ 1" Tap	EA	
108	8" x 10" Repair Clamp	EA	
109	8" x 12" Repair Clamp	EA	
110	8" x 16" Repair Clamp	EA	
111	8" x 36" Repair Clamp	EA	



**Schedule of Prices
City of Aurora Water & Sewer
Maintenance Division
2021 Materials and Supplies
Bid 20-49**

RETURN WITH BID

(For complete information covering these items, see specifications)

NO.	ITEM	UNIT	UNIT COST
112	10" x 10" Repair Clamp	EA	
113	10" x 12" Repair Clamp	EA	
114	12" x 12" Repair Clamp	EA	
115	12" x 16" Repair Clamp	EA	
116	12" x 36" Repair Clamp	EA	
117	4" Tyler Cut in Sleeve	EA	
118	6" Tyler Cut in Sleeve	EA	
119	8" Tyler Cut in Sleeve	EA	
120	10" Tyler Cut in Sleeve	EA	
121	12" Tyler Cut in Sleeve	EA	
122	4" Full Body MJ Ductile Iron Solid Sleeve	EA	
123	6" Full Body MJ Ductile Iron Solid Sleeve	EA	
124	8" Full Body MJ Ductile Iron Solid Sleeve	EA	
125	10" Full Body MJ Ductile Iron Solid Sleeve	EA	
126	12" Full Body MJ Ductile Iron Solid Sleeve	EA	
127	14" Full Body MJ Ductile Iron Solid Sleeve	EA	
128	16" Full Body MJ Ductile Iron Solid Sleeve	EA	
129	2" Cast Couplings	EA	
130	4" Cast Couplings	EA	
131	6" Cast Couplings	EA	
132	8" Cast Couplings	EA	
133	10" Cast Couplings	EA	
134	12" Cast Couplings	EA	
135	14" Cast Couplings	EA	
136	16" Cast Couplings	EA	
137	2" Single Bolt Standard Cast Couplings	EA	
138	4" Single Bolt Standard Cast Couplings	EA	
139	6" Single Bolt Standard Cast Couplings	EA	
140	8" Single Bolt Standard Cast Couplings	EA	



**Schedule of Prices
City of Aurora Water & Sewer
Maintenance Division
2021 Materials and Supplies
Bid 20-49**

RETURN WITH BID

(For complete information covering these items, see specifications)

NO.	ITEM	UNIT	UNIT COST
141	10" Single Bolt Standard Cast Couplings	EA	
142	12" Single Bolt Standard Cast Couplings	EA	
143	14" Single Bolt Standard Cast Couplings	EA	
144	16" Single Bolt Standard Cast Couplings	EA	
145	2" Single Bolt XL Cast Couplings	EA	
146	4" Single Bolt XL Cast Couplings	EA	
147	6" Single Bolt XL Cast Couplings	EA	
148	8" Single Bolt XL Cast Couplings	EA	
149	10" Single Bolt XL Cast Couplings	EA	
150	12" Single Bolt XL Cast Couplings	EA	
151	14" Single Bolt XL Cast Couplings	EA	
152	16" Single Bolt XL Cast Couplings	EA	
153	2" Single Bolt Transition Cast Couplings	EA	
154	4" Single Bolt Transition Cast Couplings	EA	
155	6" Single Bolt Transition Cast Couplings	EA	
156	8" Single Bolt Transition Cast Couplings	EA	
157	10" Single Bolt Transition Cast Couplings	EA	
158	12" Single Bolt Transition Cast Couplings	EA	
159	14" Single Bolt Transition Cast Couplings	EA	
160	16" Single Bolt Transition Cast Couplings	EA	
161	4" Megalug Restraint for Ductile Iron Pipe	EA	
162	4" Megalug Restraint for PVC Pipe	EA	
163	6" Megalug Restraint for Ductile Iron Pipe	EA	
164	6" Megalug Restraint for PVC Pipe	EA	
165	8" Megalug Restraint for Ductile Iron Pipe	EA	
166	8" Megalug Restraint for PVC Pipe	EA	
167	10" Megalug Restraint for Ductile Iron Pipe	EA	
168	10" Megalug Restraint for PVC Pipe	EA	
169	12" Megalug Restraint for Ductile Iron Pipe	EA	



**Schedule of Prices
City of Aurora Water & Sewer
Maintenance Division
2021 Materials and Supplies
Bid 20-49**

RETURN WITH BID

(For complete information covering these items, see specifications)

NO.	ITEM	UNIT	UNIT COST
170	12" Megalug Restraint for PVC Pipe	EA	
171	2" Tyler Mechanical Joint Accessory Kit	EA	
172	4" Tyler Mechanical Joint Accessory Kit	EA	
173	6" Tyler Mechanical Joint Accessory Kit	EA	
174	8" Tyler Mechanical Joint Accessory Kit	EA	
175	10" Tyler Mechanical Joint Accessory Kit	EA	
176	12" Tyler Mechanical Joint Accessory Kit	EA	
177	4" Ductile Iron Tyler Bored Out Flange	EA	
178	6" Ductile Iron Tyler Bored Out Flange	EA	
179	8" Ductile Iron Tyler Bored Out Flange	EA	
180	10" Ductile Iron Tyler Bored Out Flange	EA	
181	12" Ductile Iron Tyler Bored Out Flange	EA	
Watermain Pipe Items			
182	4" CL 52 Ductile Iron Pipe, 18'	EA	
183	6" CL 52 Ductile Iron Pipe, 18'	EA	
184	8" CL 52 Ductile Iron Pipe, 18'	EA	
185	10" CL 52 Ductile Iron Pipe, 18'	EA	
186	12" CL 52 Ductile Iron Pipe, 18'	EA	
187	16" CL 52 Ductile Iron Pipe, 18'	EA	
Water Service Related Items			
188	3/4" Flared Corporation Stop	EA	
189	1" Flared Corporation Stop	EA	
190	1 1/2" Flared Corporation Stop	EA	
191	2" Flared Corporation Stop	EA	
192	3/4" Full Port Flared Curb Box	EA	
193	1" Full Port Flared Curb Box	EA	
194	1 1/2" Full Port Flared Curb Box	EA	
195	2" Full Port Flared Curb Box	EA	
196	1 1/4" Curb Box	EA	
197	1 1/2" Curb Box	EA	



**Schedule of Prices
City of Aurora Water & Sewer
Maintenance Division
2021 Materials and Supplies
Bid 20-49**

RETURN WITH BID

(For complete information covering these items, see specifications)

NO.	ITEM	UNIT	UNIT COST
198	1 1/4" Curb Box Top	EA	
199	Curb Box Extension Replacement Slip Sleeve	EA	
200	3/4" Type K Copper - 60' Roll	EA	
201	3/4" Type K Copper - 100' Roll	EA	
202	1" Type K Copper - 60' Roll	EA	
203	1" Type K Copper - 100' Roll	EA	
204	1 1/2" Type K Copper - 60' Roll	EA	
205	1 1/2" Type K Copper - 100' Roll	EA	
206	2" Type K Copper - 40' Roll	EA	
207	2" Type K Copper - 60' Roll	EA	
208	3/4" Copper to 3/4" Copper Coupling	EA	
209	3/4" Copper to 1" Copper Coupling	EA	
210	1" Copper to 1" Copper Coupling	EA	
211	3/4" Copper to 3/4" Strong Lead-Pack Coupling	EA	
212	3/4" Copper to 3/4" Extra Strong Lead-Pack Coupling	EA	
213	3/4" Copper to 3/4" Double Extra Strong Lead-Pack Coupling	EA	
214	1" Copper to 3/4" Strong Lead-Pack Coupling	EA	
215	1" Copper to 3/4" Extra Strong Lead-Pack Coupling	EA	
216	1" Copper to 1" Strong Lead-Pack Coupling	EA	
217	1" Copper to 1" Extra Strong Lead-Pack Coupling	EA	
218	1" Copper to 1" Double Extra Strong Lead-Pack Coupling	EA	
Meter Items			
219	3/4" Ford Meter Horn	EA	
220	1" Ford Meter Horn	EA	
221	3/4" Ford Ball Valve (Check Specifications)	EA	
222	1" Ford Ball Valve (Check Specifications)	EA	
223	5/8" x 1/2" Pipe Thread Ford Meter Coupling	Pkg	
224	5/8" x 3/4" Pipe Thread Ford Meter Coupling	Pkg	
225	3/4" Ford Meter Coupling	Pkg	



**Schedule of Prices
City of Aurora Water & Sewer
Maintenance Division
2021 Materials and Supplies
Bid 20-49**

RETURN WITH BID

(For complete information covering these items, see specifications)

NO.	ITEM	UNIT	UNIT COST
226	1" Ford Meter Coupling	Pkg	
227	1 1/2" Large Bronze Meter Flange Kit	EA	
228	2" Large Bronze Meter Flange Kit	EA	
229	3" Large Bronze Meter Flange Kit	EA	
230	4" Large Bronze Meter Flange Kit	EA	
231	3" Zenner FHZ30S Hydrant Meter w/Check Valve	EA	
232	Ground clamp, 1 1/2"	EA	
Storm Sewer Items			
233	Manhole Frame & Solid Lid, 4", R-1647-B	EA	
234	Manhole Frame & Solid Lid, 7", R-1772-B	EA	
235	Manhole Frame & Solid Lid, 9", R-1713-B	EA	
236	Combination Inlet Frame, Grate, & Curb Box, R-3015-R	EA	
237	Beehive Grate, R-4340-B	EA	
238	Beehive Grate, R-4341-A	EA	
239	Beehive Grate, R-4342	EA	
240	Solid Cover R-1712	EA	
241	Open Cover R-2502, Type D	EA	
242	Curb Box - R-3015	EA	
243	Curb Frame R-3015	EA	
244	Grate - R-3015	EA	
245	Inlet Filter for IDOT Type 1 Frame	EA	
246	Inlet Filter for IDOT Type 8 Frame	EA	
247	Inlet Filter for IDOT Type 23 Frame	EA	
248	Concrete Adjusting Ring, 2"	EA	
249	Concrete Adjusting Ring, 3"	EA	
250	Concrete Adjusting Ring, 4"	EA	
251	Concrete Adjusting Ring, 6"	EA	
252	HDPE Adjusting Ring, 3/4" x 1-1/2"	EA	
253	Composite Adjusting Ring, 0.75"	EA	



**Schedule of Prices
City of Aurora Water & Sewer
Maintenance Division
2021 Materials and Supplies
Bid 20-49**

RETURN WITH BID

(For complete information covering these items, see specifications)

NO.	ITEM	UNIT	UNIT COST
254	Composite Adjusting Ring, 1"	EA	
255	Composite Adjusting Ring, 1.25"	EA	
256	Composite Adjusting Ring, 1.5"	EA	
257	Composite Adjusting Ring, 1.75"	EA	
258	Composite Adjusting Ring, 2"	EA	
259	Composite Adjusting Ring, 2.25"	EA	
260	Composite Adjusting Ring, 2.5"	EA	
261	Composite Adjusting Ring, 4"	EA	
262	Composite Adjusting Ring, 6"	EA	
263	M-1 Structural Adhesive/Sealant	EA	
264	2' x 24" Catch Basin with Base	EA	
265	2' x 30" Catch Basin with Base	EA	
266	2' x 36" Catch Basin with Base	EA	
267	2' x 48" Catch Basin with Base	EA	
268	3' x 36" Catch Basin with Base	EA	
269	3' x 16" Barrell Section	EA	
270	3' x 24" Barrell Section	EA	
271	3' x 36" Barrell Section	EA	
272	3'x 48" Barrel Section	EA	
273	3' x 18" Cone Offset	EA	
274	3' Flat Top Eccentric Opening, Non-Tongue and groove	EA	
275	3' Flat Top Concentric Opening, Non-Tongue and groove	EA	
276	3' Flat Top Eccentric Opening, Tongue and Groove	EA	
277	3' Flat Top Concentric Opening, Tongue and groove	EA	
278	3' Diameter Base	EA	
279	4' Flat Top, 6" Thickness, Concentric Opening, Tongue and Groove	EA	
280	4' Flat Top, 6" Thickness Eccentric Opening Tongue and Groove	EA	
281	4' Flat Top, 6" Thickness, Concentric Opening, Non-Tongue and Groove	EA	



**Schedule of Prices
City of Aurora Water & Sewer
Maintenance Division
2021 Materials and Supplies
Bid 20-49**

RETURN WITH BID

(For complete information covering these items, see specifications)

NO.	ITEM	UNIT	UNIT COST
282	4' Flat Top, 6" Thickness Eccentric Opening Non-Tongue and Groove	EA	
283	4' Flat Top, 12" Thickness, Concentric Tongue and Groove	EA	
284	4' Flat Top, 12" Thickness, Eccentric Tongue and Groove	EA	
285	4' Flat Top, 12" Thickness, Concentric Non-Tongue and groove	EA	
286	4' Flat Top, 12" Thickness, Eccentric Non-Tongue and groove	EA	
287	4' x 32" Manhole with Base	EA	
288	4' x 48" Barrel Section	EA	
289	4' Base	EA	
290	5' Flat Top, 6" Thickness, Concentric Opening, Tongue and Groove	EA	
291	5' Flat Top, 6" Thickness Eccentric Opening Tongue and Groove	EA	
292	5' Flat Top, 6" Thickness, Concentric Opening, Non-Tongue and Groove	EA	
293	5' Flat Top, 6" Thickness Eccentric Opening Non-Tongue and Groove	EA	
294	5' Flat Top, 12" Thickness, Concentric Tongue and Groove	EA	
295	5' Flat Top, 12" Thickness, Eccentric Tongue and Groove	EA	
296	5' Flat Top, 12" Thickness, Concentric Non-Tongue and groove	EA	
297	5' Flat Top, 12" Thickness, Eccentric Non-Tongue and groove	EA	
298	5' x 32" Manhole with Base	EA	
299	5' x 48" Barrel Section	EA	
300	5' Base	EA	
301	12" Diameter ADS N-12 (Water Tight Joints, 20' Sticks)	EA	
302	15" Diameter ADS N-12 (Water Tight Joints, 20' Sticks)	EA	
303	12" Diameter RCP	EA	
304	15" Diameter RCP	EA	
305	18" Diameter RCP	EA	
306	24" Diameter RCP	EA	
307	12" Diameter RCP Flared End Section	EA	



**Schedule of Prices
City of Aurora Water & Sewer
Maintenance Division
2021 Materials and Supplies
Bid 20-49**

RETURN WITH BID

(For complete information covering these items, see specifications)

NO.	ITEM	UNIT	UNIT COST
308	15" Diameter RCP Flared End Section w/Grate	EA	
309	18" Diameter RCP Flared End Section w/Grate	EA	
310	24" Diameter RCP Flared End Section w/Grate	EA	
Sanitary Sewer Items			
311	Sanitary Manhole Chimney Seals	EA	
312	4" SDR-26 PVC Pipe, 14'	EA	
313	6" SDR-26 PVC Pipe, 14'	EA	
314	8" SDR-26 PVC Pipe, 14'	EA	
315	10" SDR-26 PVC Pipe, 14'	EA	
316	12" SDR-26 PVC Pipe, 14'	EA	
317	15" SDR-26 PVC Pipe, 14'	EA	
318	18" SDR-26 PVC Pipe, 14'	EA	
Miscellaneous Items			
319	Krylon Industrial Quik-Mark Blue Marking Paint, 17 Oz	EA	\$ 2.54/CAN
320	Krylon Industrial Quik-Mark Green Marking Paint, 17 Oz	EA	\$ 2.54/CAN
321	Krylon Industrial Quik-Mark White Marking Paint, 17 Oz	EA	\$ 2.54/CAN
322	Hydraulic Cement, 50 LB Pail	EA	
323	Masonry Mortar Type M, 80lb Bag	EA	
324	Butyl Rubber Sealant Tape, 3/8"x3"x50'	Roll	
325	Butyl Rubber Sealant Tape, 3/8"x6"x50'	Roll	
326	Butyl Rubber Sealant Tape, 3/8"x9"x50'	Roll	
327	Butyl Rubber Sealant Tape, 3/8"x12"x50'	Roll	
328	Butyl Rubber Sealant, 3/8"x3.5"x16'	Roll	
329	Butyl Rubber Sealant, 3/4"x3/4"x16'	Roll	
330	Type II Barricade	EA	



(If an Individual)

Signatures

Signature of Bidder John A Deenan
Business Address 11.5 007 WEST ST

NADERVILLE, FL 32565

(If a partnership)

Firm Name _____

Signed by _____

Business Address _____

Insert
Names and
Addresses of
All Partner's

(If a corporation)

Corporate Name _____

Signed By _____

President

Business Address _____

President _____

Secretary _____

Tre3Surer _____

Attest: _____ Secretary



BIDDER'S CERTIFICATION

I/We hereby certify that:

- A. A complete set of bid papers as intended have been received and that I/We will abide by the contents and/or information received and/or contained therein.
- B. I/We have not entered into any collusion or other unethical practices with any other person, firm, or employee of the City, which would in any way be construed as an unethical practice.
- C. I/We comply with all current Federal, State, and Local laws, statutes, rules, and regulations referencing equal opportunity employment practices.
- D. I/We will abide by all codes, rules, regulations, ordinances, and statutes of the City of Aurora, Counties of Kane, DuPage, as applicable and the State of Illinois and the United States of America.
- E. I/We hereby certify that we have adopted a written sexual harassment policy which is in accordance with the requirements set forth in 775 ILCS 5/2-105(A)(4) and further certify that I/We are also in compliance with all other requirements contained in 775 ILCS 5/2-105(A).
- F. I/We have in place a:
 - written program which meets or exceeds the program requirements of the Substance Abuse Prevention on Public Works Projects Act (Public Act 95-0635), and will provide a written copy thereof to the City of Aurora or
 - collective bargaining agreement which deals with the subject matter of the Substance Abuse Prevention on Public Works Projects Act (Public Act 95-0635) – **Contractor shall check the box for the policy that applies.**

JSN CONTRACTORS SUPPLY
Company Name

115007 WEST ST. NAPERVILLE, IL 60565
Address

JOHN S. NEEMAN
Name of Corporate or Company Official (print)

John S. Neeman
Authorized Signature

OWNER
Title

Date 10-26-2020

Phone 630-857-6130

Certification Regarding Debarment, Suspension and Other Responsibility Matters

The prospective participant to the best of its knowledge and belief that it and its principles:


(a) Are not presently debarred, suspended, proposed for debarment, declared ineligible, or voluntarily excluded from covered transactions by any Federal department or agency;

(b) Have not within a three year period preceding this proposal been convicted of or had a civil judgment rendered against them for commission of fraud or a criminal offense in connection with obtaining, attempting to obtain, or performing a public (Federal, State or local) transaction or contract under a public transaction; violation of Federal or State antitrust statutes or commission of embezzlement, theft, forgery, bribery, falsification or destruction of records, making false statements, or receiving stolen property.

(c) Are not presently indicted for or otherwise criminally or civilly charged by a government entity (Federal, State or local) with commission of any of the offenses enumerated in paragraph (1) (b) of this certification; and

(d) Have not within a three-year period preceding this application/proposal had one or more public transactions (Federal, State or local) terminated for cause or default.

I understand that a false statement on this certification may be grounds for rejection of this proposal or termination of the award. In addition, under 18 USC Sec. 1001, a false statement may result in fine of up to \$10,000 or imprisonment for up to 5 years, or both.

 10-26-2020

(Signature of Authorized Representative) (Date)

I am unable to certify the above statements. My explanation is attached.

EPA FORM 5700-49 (11-88)

Bidder Certification In Compliance with Article 33E to the "Criminal Code of 1961"

I, JOHN S. NEENAN, do hereby certify that:
(Name)

1. I am OWNER of the JSN CONTRACTORS SUPPLY
(Position) (Firm)
and have authority to execute this certification on behalf of the firm
2. This firm is not barred from bidding on this contract as a result of a violation of Section 33E-3, Bid-rigging, or Section 33E-4, Bid Rotating, as set forth in Article 33E to the "Criminal Code of 1961."

Name of Firm JSN CONTRACTORS SUPPLY

Signature John S. Neenan

Title OWNER

Date 10-26-2020

Corporate Seal (where appropriate)

On this 26th day of OCTOBER 2020, before me appeared (Name)
JOHN S. NEENAN to me personally known, who, being
duly sworn, did execute the foregoing affidavit, and did state that he or she was properly
authorized by (Name of Firm) JSN CONTRACTORS SUPPLY to execute the affidavit
and did so as his or her free act and deed.

Notary Public Margaret Neilson

Commission Expires 7/29/2023

Notary Seal





City of Aurora, IL -Local Vendor Preference Application

The business identified below is requesting to be placed on the City of Aurora, Illinois Local Vendor Preference list, in accordance with ordinance 018-070, amended with ordinance 020-029 approved April 28,2020.

- 1) Date Submitted: _____
2) Name of Business: _____
3) Address of Local Office:
4) City, State, Zip:
5) Company's Web Address: _____
6) Phone: _____ Fax: _____
7) County your Local Business is Located In: _____

Submitted By (Signature): _____

Print Name and Title: - _____

E-mail Address: - _____

Sec. 2-410.-Prequalification; local bidder.

- (a) If an interested business would like to prequalify as a "local business", such a business shall complete and submit the prequalification application along with supporting documentation, as listed below, and the applicable fee as set by the City Council, to the Finance Department:
a. Evidence that the business has established and maintained a physical presence in the City of Aurora, by virtue of the ownership or lease of all or a portion of a building for a period of not less than twelve (12) consecutive months prior to the submission of the prequalification application; and
b. Evidence demonstrating that the business is legally authorized to conduct business within the State of Illinois and the City of Aurora, and has a business registered to operate in the City if required; and
c. Evidence that the business is not a debtor to the City of Aurora. For purposes of this subparagraph, a debtor is defined as having outstanding fees, water bills, sales tax or restaurant/bar tax payments that are thirty (30) days or more past due, or has outstanding weed or nuisance abatement or liens, has failure to comply tickets or parking tickets that are not in dispute as to their validity and are not being challenged in court or other administrative processes.

Backup documentation for (a) a and (b) must accompany all applications and will be rejected. Please note for (a) c above the City of Aurora will verify all items that your company does not have any outstanding fees. Your company should make sure that to the best of its knowledge all bills are cleared.

Return completed application, with all required backup documentation to:
City of Aurora, Attn: Purchasing Division, 140 E. Downer Place, Aurora, IL 60507
Or email to: Purchasing@Aurora-il.org

Do not write below this line: For City of Aurora use ONLY

- (a) a.
(a) b.
(a) c.

Date: _____

Approved: _____

Letter Sent: _____

Denied: _____

Initials: _____

SPECIAL PROVISIONS

INDEX

Provision ***Title***
Number

- SP 1 – FIRE HYDRANT ASSEMBLY
- SP 2 – HYDRANT METER
- SP 3 – VALVES
- SP 4 – VALVE BOXES
- SP 5 – MISSION COUPLING
- SP 6 – REPAIR CLAMP
- SP 7 – DUCTILE IRON SLEEVE FITTINGS
- SP 8 – CAST COUPLINGS
- SP 9 – SINGLE BOLT CAST COUPLINGS
- SP 10 – MEGALUG RETAINER GLAND
- SP 11 – MECHANICAL JOINT ACCESSORY KIT
- SP 12 – DUCTILE IRON BORED OUT FLANGE
- SP 13 – SDR-26 PVC PIPE
- SP 14 – CLASS 52 DUCTILE IRON PIPE
- SP 15 – CORPORATION STOP
- SP 16 – CURB BOX
- SP 17 – METER HORN
- SP 18 – BALL VALVE
- SP 19 – METER COUPLING
- SP 20 – TYPE K COPPER
- SP 21 – WATER METER FLANGE KIT
- SP 22 – MARKING PAINT
- SP 23 – NEENAH FRAME AND GRATES

SPECIAL PROVISIONS

INDEX

Provision

Title

Number

SP 24 - HYDRAULIC CEMENT

SP 25 – STORM STRUCTURES

SP 26 – TYPE II BARRICADE

SP 27 – GROUND CLAMP

SP 28 – BUTYL MASTIC SEALANT

SP 29 – ADS PIPE

SP 30 – COMPOSITE ADJUSTMENT RINGS

SP 31 – T-BOLTS AND NUTS

SP 32 – INLET FILTERS

SP 33 – CHIMNEY SEALS

SP 34 – WATER SERVICE COUPLINGS

SP 35 – HIGH PERFORMANCE GREASE FOR FOOD PROCESSING EQUIPMENT

SP 36 – MINERAL OIL LUBRICANT

CITY OF AURORA SPECIAL PROVISIONS

The following Special Provisions supplement the "General Specifications," the Illinois Department of Transportation's "Standard Specifications For Road and Bridge Construction," (herein after called the "Standard Specifications", the City of Aurora's "Standard Specifications for Improvements," the "Supplemental Specifications and Recurring Special Provisions," the "Standard Specifications for Water And Sewer Main Construction in Illinois, Sixth Edition," the "Standard Specifications for Traffic Control Items," and the latest edition of the "Illinois Manual on Uniform Traffic Control Devices for Streets and Highways" in effect on the date of invitation for proposals. These special provisions apply to and govern the **Water & Sewer Maintenance Division 2021 Materials and Supplies Request for Quotations** and in case of conflict with any part or parts of said specifications; these Special Provisions shall take precedence and shall govern.

All appropriate parts shall be lead free and be stamped "NL". Materials are to be manufactured in the United States. **Any variation from the special provisions below should be approved prior to providing bid pricing.**

All materials shall be delivered to the Water & Sewer Maintenance Division within 5 business days of being ordered.

SP 1 - FIRE HYDRANT ASSEMBLY

These specifications are to be used in conjunction with the AWWA Standard C502 for fire hydrants for ordinary water works service, and the City of Aurora's Standard Specifications for Improvements.

All materials used in the production of fire hydrants for ordinary service shall conform to the specifications designated for each material listed in AWWA Standard C502.

The hydrant shall be Waterous Pacer WB-67 (5 1/4" barrel) of a pattern approved by the Engineer. The seat must be bronze. The name or mark of the manufacturer, size of the valve opening shall be plainly cast in raised letters and so placed on the hydrant barrel as to be visible after the hydrant has been installed.

Hydrant markers shall be RoDon Hydra-Finder Hydrant Markers or an engineer approved equal. The marker shall be a 3/8" diameter white laminar matrix fiberglass shaft with 6" wide high reflectivity red striping tape. The hydrant marker shall have a standard length of 5'. The fiberglass shaft shall be attached to a heavy duty MIL SPEC chrome-plated spring mount connected to a 5/8" diameter bolt-on steel flat mounting bracket.

See the Figure 6 attached at the end for a diagram showing the specific hydrant replacement parts.

The ALPHA restraint joint shall have a working pressure of 350 psi and be as licensed and manufactured by Romac Industries, Inc.

SP 2 - HYDRANT METER

The Hydrant Meter shall be designed to measure a wide variety of cold potable water flows from hydrants where flows are in one direction. The hydrant meter provided shall be a Zenner FHZ30S or approved equal. The hydrant meter shall comply with AWWA C701 Class II performance standards. The only moving parts in the meter shall be the rotor assembly and vertical shaft. All components of the meter shall be lead free. The optional NC2530B-CV check valve assembly shall be included with the hydrant meter. **The meters shall be 3" and read in century cubic feet.**

SP 3 - VALVES

The minimum requirements for all valves shall, in design, material and workmanship, conform to the standards of the latest AWWA C509-87, and C504. All materials used in the manufacture of waterworks valves shall conform to the AWWA standards designed for each material listed.

Gate Valve: Gate valves shall be resilient wedge with cast iron body, fully bronze mounted, non-rising stem with upper and lower thrust collars. Waterways shall be smooth. All valves shall open by turning counterclockwise. Valves shall meet or exceed ANSI/AWWA C-515-99 latest revision. Gate valves shall be Waterous series 2500 Resilient Wedge Gate Valves. All nuts, bolts, and threaded rods shall be stainless steel, Grade 304 bolts and Grade 316 nuts.

All gate valves shall be furnished with O-Ring Stem Seals. Number, size and design shall conform to the AWWA Standard for R/W valve O-Ring Stem Seals.

Cutting in Valve: Cutting in valves shall be resilient wedge with cast iron body, fully bronze mounted, non-rising stem with upper and lower thrust collars. Waterways shall be smooth. All valves shall open by turning counterclockwise. Valves shall meet or exceed ANSI/AWWA C-509 latest revision. Cutting in valves shall be Clow Model 2640 cutting in joint (MCJ) end Valves. All nuts, bolts, and threaded rods shall be stainless steel, Grade 304 bolts and Grade 316 nuts.

All cutting in valves shall be furnished with O-Ring Stem Seals. Number, size and design shall conform to the AWWA Standard for R/W valve O-Ring Stem Seals.

The ALPHA restraint joint shall have a working pressure of 350 psi and be as licensed and manufactured by Romac Industries, Inc.

SP 4 - VALVE BOXES

Valve boxes and extensions must be cast iron only. Valve boxes shall be 6850 Series as manufactured by Tyler Union. Adjustable cast iron valve boxes shall be screw type. The screw type valve box shall be adjustable by screwing the upper section over the lower section. As shown on the schedule of prices, this item shall be bid as a complete system and as spare parts for purchase as needed. Castings with cast iron ring and cover, and cast iron parts of valve boxes, shall conform to the requirements of Standard Specifications for Gray Iron Castings, ASTM Designation A-48.

SP 5 - MISSION COUPLING

Mission repair couplings shall be Style CNSS non-shear sewer couplings as manufactured by Cascade Water Works, Mfg. Co. of Yorkville, IL. The coupling shall be constructed with an outer shell of T-304 (ASTM A-240/ASME SA-240) stainless steel with three stainless steel heavy duty

worm gear fasteners (SAE J-1508 - MIL 5059-A) permanently welded in place and passivated per ASTM A-380. The shell shall fully encircle a 40 durometer ribbed gasket made from virgin SBR (ASTM D2000) rubber formulated for sewer service.

SP 6 - REPAIR CLAMP

Repair clamps shall be manufactured by The Ford Meter Company, Inc. (FS1), Cascade Waterworks MFG. (CR1), Smith/Blair (261), PowerSeal (3121AS) or an approved equal. All repair clamps shall have type 304 stainless steel components and an 18/8 grade. All clamps shall have a Nitrile (Buna-N) gasket. The lugs shall also be type 304 stainless steel.

SP 7 - DUCTILE IRON SLEEVE FITTINGS

All fittings shall be ductile iron conforming to the latest ANSI specifications A21.10 for short body fittings, twelve inches (12") or less, and AWWA C110 for fittings fourteen inches (14") or larger. Long body sleeves shall be provided unless directed otherwise. When specified to have mechanical joints, Mega Lug wedge action retaining glands, or approved equal shall be included. All nuts and bolts used for jointing shall be stainless steel, Grade 304 bolts, and Grade 316 nuts. Ductile Iron sleeves shall be manufactured by Tyler Union or an approved equal.

SP 8 - CAST COUPLINGS

Cast Couplings shall be manufactured by The Ford Meter Company, Inc. (Style FC1), Cascade Waterworks MFG. (Omega Coupling), Smith/Blair (441), PowerSeal (3501), or an approved equal. All couplings shall meet or exceed requirements of AWWA C-219 and should have a minimum working pressure of 250 psi. All couplings shall be certified to NSF/ANSI 61-G with Nitrile (Buna N) gaskets. An approved equal is to come with stainless steel Grade 304 bolts and Grade 316 nuts.

SP 9 - SINGLE BOLT CAST COUPLINGS

Single Bolt Cast Couplings shall be Alpha restrained joint manufactured by Romac Industries, Inc. or an approved equal. All couplings shall meet or exceed requirements of AWWA A 536, grade 65-45-12 and should have a minimum working pressure of 350 psi. All couplings shall contact gaskets certified by UL to meet NSF/ANSI 61. An approved equal is to come with stainless steel Grade 304 bolts and Grade 316 nuts.

SP 10 - MEGALUG RETAINER GLAND

MegaLug retainer glands shall be Series 1100 (DI) or Series 2000PV (PVC) as manufactured by EBBA Iron Inc. or approved equal (set screw retainer glands will not be accepted). The mechanical joint restraint shall be constructed of ductile iron meeting ASTM A536 and it shall have a pressure rating of 350 PSI. All nuts and bolts shall be stainless steel, Grade 304 bolts and Grade 316 nuts.

SP 11 - MECHANICAL JOINT ACCESSORY KIT

The mechanical joint accessory kit shall include a rubber gasket and a ductile iron backing flange of the size specified in the pay item and the appropriate number of bolts required for the kit size. The kit manufacturer shall be Tyler Union, or an approved equal, and the components shall be for use with ductile iron pipe. The mechanical joint restraint shall be constructed of ductile iron meeting ASTM A536 and it shall have a pressure rating of 350 PSI. All items shall be

manufactured in the U.S.A. All nuts and bolts shall be stainless steel, Grade 304 bolts and Grade 316 nuts.

SP 12 - DUCTILE IRON BORED OUT FLANGE

Ductile iron bored out flanges shall be manufactured by Tyler Union or an approved equal.

SP 13 - SDR-26 PVC PIPE

All pipe shall meet the requirements of ASTM D3034 for 4" through 15" and F679 for 18" through 36" pipe. All pipe shall be made from quality PVC resin, compounded to provide physical and mechanical properties that equal or exceed cell class 12454 or 12364 as defined in ASTM D1784. The bell shall consist of an integral wall section with a solid cross section elastomeric gasket which meets the requirements of ASTM F477.

SDR-26 PVC plastic pipe shall be tested as follows:

Manufacturer shall submit certified copies of all reports of tests conducted by an independent laboratory of PVC Plastic Pipe. Tests shall be conducted in accordance with Standard Method of Test for "External Loading Properties of Plastic Pipe by Parallel-Plate Loading", ASTM Standard D2412. Tests shall also be conducted in accordance with ASTM D 3212 to demonstrate joint performance at 5% maximum diametric deflection of the spigot, as specified in Article 7.4 of ASTM D 3212.

Maximum allowable ordinate as measured from the concave side of the pipe shall not exceed 1/16 inch per foot of length. Pipe shall be so constructed that the initial internal vertical diameter does not decrease by more than 5% in order to provide the complete hydraulic carrying capacity conceived by the design engineer, and to obtain the joint performance at 5% maximum diametric deflection as specified in Article 7.4 of ASTM D 3212.

SP 14 - CLASS 52 DUCTILE IRON PIPE

Ductile-iron pipe shall conform to ANSI Specification A21.51 or AWWA C151. Class 52, thickness designation, casting, marking, testing, etc. shall be provided in accordance with applicable ANSI or AWWA standards.

Cement lining shall be included in accordance with ANSI A21.4 (AWWA C-104). All pipe, specials and fittings shall be cement mortar lined in the shop with centrifugally spun lining in accordance with AWWA C205-85 or cement mortar lined mechanically in accordance with AWWA C602-83. Use ASTM C150, Type II, cement for lining. Field joints shall be made in accordance with AWWA C205, Appendix A.

Pipe joints shall be either push-on (rubber gasket) type as recommended by the pipe manufacturer. All pipe shall be furnished with a depth mark to assure that the spigot end is inserted to the full depth of the joint.

SP 15 - CORPORATION STOP

Corporation stops shall have flared connections conforming to ANSI/AWWA C-800 and shall be the following brands or approved equal: A.Y. McDonald 4701 or Ford F-600. All appropriate parts shall be lead free and be stamped "NL".

SP 16 - CURB BOX

All curb boxes shall be Minneapolis pattern with flared connections conforming to ANSI/AWWA C800 and shall be the following brands or approved equal: A.Y. McDonald 6104, Ford B22-444M, or Mueller H-15151. All curb boxes shall be 5'6" bury Minneapolis pattern with minimum 1-1/4" upper section equal to: A.Y. McDonald 5614 or Ford EM-55-56. (Accepted Brands: Mueller, Star Pipe Products, Sigma/Nappco, Bingham & Taylor or approved equal). All appropriate parts shall be lead free and be stamped "NL".

SP 17 - METER HORN

Meter horns shall be CH88-33 style as manufactured by The Fort Meter Box Company, Inc. or engineer approved equal. All brass shall conform to AWWA Standard C800 (ASTM B-62 and ASTM B-584, UNS NO C83600-85-5-5-5). Meter threads shall conform to AWWA C700. Copper shall conform to ASTM B-75 and shall consist of copper alloy #122.

SP 18 - BALL VALVE

Ford ball valves shall be manufactured in accordance with AWWA C800. The valve shall be designed to withstand water pressure up to 300 psi and maintain a watertight seal. The valve shall include a fluorocarbon-coated ball that is supported by molded Buna-N or EPDM rubber seats.

SP 19 - METER COUPLING

Meter couplings shall be C38-11-2-NL 5/8", C38-23-2-75-NL 3/4", or C38-44-2-625-NL 1" models as style as manufactured by The Fort Meter Box Company, Inc. or engineer approved equal. This item shall be bid per Package with 50 per package for the 5/8" size, 25 per package for the 3/4", and 15 per package for the 1" couplings. The 5/8" and 3/4" meter couplings shall have a 3/4" male thread size and the 1" meter couplings shall have a 1" male thread size. Couplings shall be Ford Meter Box no-lead brass products manufactured from UNS/CDA No. 89833 alloy.

SP 20 - TYPE K COPPER

Type K copper pipe shall be supplied in the diameter and length as specified. The type K copper shall have a color code of green and shall be in accordance with ASTM B 88 & AWWA publication M-22 entitled, "Water Service Lines And Meters".

SP 21 - WATER METER FLANGE KIT

The flange kit shall include two water meter flanges, two gaskets, four stainless steel nuts and bolts for the 1 1/2" and 2" flanges, eight stainless steel nuts and bolts for the 3" and sixteen stainless steel nuts and bolts for the 4" flanges. All parts and components manufactured 100% in USA. Parts shall be manufactured in accordance with the following specifications: Bronze casting C87850 ECOBRASS (.09% lead max), Round flanges conforming to ANSI B16.1, Gaskets ANSI/AWWA C111/A21.11, Bolts ANSI B18.2.1, Nuts SAE J995 Grade 5 with dimensional tolerances ANSI B182.2.2, & plating ASTM F1491. All appropriate parts shall be lead free and be stamped "NL".

SP 22 - MARKING PAINT

Marking paint provided shall be Krylon Industrial Quik-Mark (or approved equal) for inverted use,

protective wrap to ensure the gasket is free from debris. Material for pipe and fitting production shall be high-density polyethylene conforming with the minimum requirements of cell classification 424420C for 4-10 diameters, and 435400C for 12-60 inch diameters, as defined and described in the latest version of ASTM D3350, except that carbon black content shall not exceed 4%.

SP 30 – COMPOSITE ADJUSTMENT RINGS

The acceptable manufacturer shall be PRO-RING by Cretex Specialty Products or an approved equal. The grade adjustment rings shall be manufactured from ARPRO Expanded Polypropylene, (EPP), black. 5000 series meeting ASTM D3575 and ASTM D48-1913; B6D7G4L3M₂4S2T₁7W7. The rings shall be manufactured using a high compression molding process to produce a finished density of 120 g/l ((7.5pcf). "Grade" adjustment rings may contain either an upper or lower keyway (tongue and groove) for vertical alignment and/or an adhesive trench on the underside with a flat top. The grade adjustment rings shall be capable of supporting the minimum requirements of AASHTO M-306, H-25 and HS-25, be UV stable and be resistant to chemicals and corrosion commonly associated with the sanitary and storm sewer environments.

Sealant shall be Cretex 28 oz. adhesive sealant in white or approved equal and shall be paid for each tube. The M-1 Structural Adhesive/Sealant or equal meeting the following specifications shall be used to set the rings as required in the manufacturers specifications:

- ASTM C-920, Type S, Grade NS, Class 25, Uses NT, T, M, G, A and O
- Federal Specification TT-S-00239-C Type II, Class A
- Corps of Engineers CRD-C-541, Type II, Class A
- Canadian Standards Board CA 19, 13-M82
- AAMA 802.3-08 Type II, AAMA 803.3-08 Type I and AAMA 805.2-08 Group C

SP 31 – T-BOLTS AND NUTS

All T-Bolts and Nuts shall be manufactured per ANSI/AWWA C111/A21.11. The acceptable manufacturer shall be Active Waterworks Industries or an approved equal. T-Bolts shall be stainless steel grade 304 and nuts shall be stainless steel grade 316. The size shall be ¾" x 3.5". The cost supplied shall be per each case of 125 T-Head Bolts and Nuts.

SP 32 – INLET FILTERS

All inlet filters shall be Flex Storm Catch-it models as manufactured by Advanced Drainage Systems or an approved equal. The models provided shall fit inside the IDOT frame types listed.

SP 33 – CHIMNEY SEALS

All chimney seals shall be bandless and be Adaptor-Seal, Infi-Shield, CanUSA (wrapid seal), Flexrib or approved equal external chimney seal.

SP 34 – WATER SERVICE COUPLINGS

All water service repair couplings shall be the model and manufacturer listed in the attached table below or an engineer approved equal. All connections to copper pipes shall utilize a flared fitting.

Water Service Coupling Models		
Part	Ford Meter Co.	A.Y. McDonald Mfg. Co.
3/4" Flare Copper to 3/4" Flare Copper Coupling	Q22-33-NL	74758 3/4"
3/4" Flare Copper to 1" Flare Copper Coupling	Q22-34-NL	74758 3/4"x1"
1" Flare Copper to 1" Flare Copper Coupling	Q22-44-NL	74758 1"
5/8" Double Extra Strong Lead (XXS) or 3/4" Strong Lead (S) to 3/4" Flare Copper Lead-Pack Coupling	Q12-33-Q32-23-NL	74758C-68 3/4"x5/8", 74758C-66 3/4"
3/4" XS to 3/4" Flare Copper Lead-Pack Coupling	Q22-33-NL	74758C-67 3/4"
3/4" XXS to 3/4" Flare Copper Lead-Pack Coupling	Q32-33-NL	74758C-68 3/4"
5/8" XXS or 3/4" S to 1" Flare Copper Lead-Pack Coupling	Q12-34-Q32-24-NL	74758C-68 1"x5/8", 74758C-66 1"x3/4"
3/4" XS to 1" Flare Copper Lead-Pack Coupling	Q22-34-NL	74758C-67 1"x3/4"
1" S to 1" Flare Copper Lead-Pack Coupling	Q12-44-NL	74758C-66 1"
1" XS to 1" Flare Copper Lead-Pack Coupling	Q22-44-NL	74758C-67 1"
1" XXS to 1" Flare Copper Lead-Pack Coupling	Q32-44-NL	74758C-68 1"

SP 35 – HIGH PERFORMANCE GREASE FOR FOOD PROCESSING EQUIPMENT

The product shall be a high performance multipurpose grease used for food and beverage processing equipment. The acceptable product shall be FM Grease 387 as manufactured by Fuchs Lubricants Co. or an approved equal. This product shall be acceptable as a grease with incidental food contact (H1) according to the NSF International Registration Guidelines for Proprietary Substances and Nonfood Compounds (2013). This product shall be provided in the **6-1/2 ounce size** and shall be paid for as an each pay item.

SP 36 – MINERAL OIL LUBRICANT

The product shall be a medium SAE 20 grade oil used for general oiling or hydraulics. The acceptable product shall be FMO-350, ISO Grade 68, USP White Mineral Oil as manufactured by Lubriplate Lubricants or an approved medium SAE 20 grade oil equal. This product shall be acceptable for use as a release agent (3H) and as a lubricant with incidental food contact (H1) according to the NSF International Registration Guidelines for Proprietary Substances and Nonfood Compounds (2013). This product shall be provided in the **5 gallon pail size** and shall be paid for as an each pay item.