

PROPOSAL SUBMITTED BY:

Contractor's Name

Street

P.O. Box

City

State

Zip Code



CITY OF AURORA
KANE COUNTY
STATE OF ILLINOIS

PROPOSAL AND SPECIFICATIONS FOR

2025 Sewer Televising Contract

AURORA, ILLINOIS

*January 2025
Bid 25-005*



EXP. 11/30/2025

Nadia L. Schweisthal

01/10/2025

PREPARED BY
CITY OF AURORA
Engineering Division
77 S. Broadway Avenue
AURORA, ILLINOIS 60507

TABLE OF CONTENTS

TITLE PAGE

TABLE OF CONTENTS

[NOTICE TO BIDDERS](#)

[SPECIAL PROVISIONS](#)

[STATE OF ILLINOIS LABOR REQUIREMENTS](#)

[CITY OF AURORA GENERAL SPECIFICATIONS](#)

[BID BOND FORM](#)

[PROPOSAL](#)

[SCHEDULE OF PRICES](#)

[SIGNATURE SHEET](#)

[BIDDER'S CERTIFICATIONS](#)

[APPRENTICESHIP OR TRAINING PROGRAM CERTIFICATION](#)

[BIDDER'S TAX CERTIFICATION](#)

[LOCAL VENDOR PREFERENCE APPLICATION](#)

[STORM SEWER TELEVISIONING PLANS](#)

[BRICK SEWER LOCATIONS](#)

City of Aurora
Bid 25-005

NOTICE TO BIDDERS

Time and Place of Opening of Bids

Sealed proposals for the improvement described below will be received at the office of the City Clerk, 44 E Downer Place, First Floor, Aurora, IL 60505 until **11:00 AM, Wednesday, January 29, 2025**. Proposals will be opened and read publicly at the above address on **Wednesday, January 29, 2025** at **11:00 AM** for those wishing to attend in person. The bid opening will also be live streamed, access details to be provided to all plan holders.

Description of Work

Name: **2025 Sewer Televising Contract**

Location: **Throughout the City of Aurora**

Proposed Improvement: **Televising requested sanitary sewers totaling approximately 174,000 linear feet located in the right-of-way and storm sewer constructed in 2024 less than 24"** and other miscellaneous appurtenances all in accordance with the Plans and specifications.

Bidder Instructions

1. Plans, specifications, and proposal forms will be available on **Monday, January 13, 2025** and may be obtained online at: <https://www.aurora-il.org/bids.aspx>.
2. The Awarding Authority reserves the right to waive technicalities and to reject any or all proposals as provided in Standard Provisions for Bidding Requirements and Conditions for Contract Proposals contained in the "Supplemental Specifications and Recurring Special Provisions".
3. Any bidder who owes the City money may be disqualified at the City's discretion.
4. The City encourages minority business firms to submit proposals and encourages the successful contract bidder to utilize minority businesses as subcontractors for supplies, equipment, services, and construction.
5. Submission of a bid shall be conclusive assurance and warranty the bidder has examined the Plans and understands all requirements for the performance of work. The bidder will be responsible for all errors in the proposal resulting from failure or neglect to conduct an in depth examination. The Awarding Authority will, in no case be responsible for any costs, expenses, losses or changes in anticipated profits resulting from such failure or neglect of the bidder.
6. The City of Aurora has a local preference ordinance that would apply to this contract.

By Order of
City Clerk
City of Aurora

INDEX TO SPECIAL PROVISIONS

Provision Title
Number

ADMINISTRATION

- [SP A.1](#) – ALTERATIONS TO PROJECT BY ENGINEER
- [SP A.2](#) – ITEMS ORDERED BY ENGINEER
- [SP A.3](#) – RESPONSIBILITY OF WORK
- [SP A.4](#) – PUBLIC SAFETY AND CONVENIENCE
- [SP A.5](#) – COMPLETION DATE
- [SP A.6](#) – PERFORMANCE GUARANTEE OF WORK
- [SP A.7](#) – WORK DAYS AND HOURS
- [SP A.8](#) – INCIDENTAL WORK
- [SP A.9](#) – PRE-CONSTRUCTION MEETING

SAFETY

- [SP S.1](#) – TRAFFIC CONTROL AND PROTECTION
- [SP S.2](#) – RESPONSIBILITY FOR CONSTRUCTION SAFETY, SHORING AND CONSTRUCTION METHODS
- [SP S.3](#) – LOCATION OF UTILITIES

HOUSEKEEPING/SOIL EROSION & SEDIMENT CONTROL

- [SP H.4](#) – HEAVY SEWER CLEANING
- [SP H.6](#) – HAZARDOUS SPILL REMEDIATION

GENERAL

- [SP G.1](#) – MOBILIZATION
- [SP G.2](#) – WATER FOR CONSTRUCTION PURPOSES
- [SP G.3](#) – SURFACE RESTORATION

SANITARY SEWERS

- [SP SN.2](#) – CUT PROTRUDING TAP
- [SP SN.19](#) – CCTV SEWER INSPECTION
- [SP SN.20](#) – BYPASS PUMPING
- [SP SN.22](#) – LOCATE AND TELEVISION SEWER LATERAL

CITY OF AURORA SPECIAL PROVISIONS

Revised 1/2024

The following Special Provisions supplement the General Specifications, the Illinois Department of Transportation's Standard Specifications For Road and Bridge Construction (herein after called the Standard Specifications), the City of Aurora's Standard Specifications for Improvements, the Supplemental Specifications and Recurring Special Provisions, the Standard Specifications for Water And Sewer Main Construction in Illinois, Seventh Edition, the Standard Specifications for Traffic Control Items, Part 890 of the Illinois Plumbing Code (77 IL Admin Code 890.1150) and the latest edition of the Manual on Uniform Traffic Control Devices for Streets and Highways and the Illinois Supplement to the National Manual on Uniform Traffic Control Devices in effect on the date of invitation for proposals. These special provisions apply to and govern the proposed improvement designated as the **2025 Sewer Televising Contract, Bid 25-005** and in case of conflict with any part or parts of said specifications; these Special Provisions shall take precedence and shall govern.

DESCRIPTION OF PROJECT:

Televising requested sanitary sewers totaling approximately 174,000 linear feet located in the Right-of-Way and storm sewer constructed in 2024 less than 24" and other miscellaneous appurtenances all in accordance with the Plans and specifications.

All questions should be received by the Purchasing Division, in writing at PurchasingDL@aurora.il.us , by 4:00 pm Tuesday, January 21, 2025. Questions will be answered via addendum and posted to the City's website at <https://www.aurora-il.org/bids.aspx> by 4:00 pm, Thursday, January 23, 2025 if required. All questions received after Tuesday will not be addressed.

SUMMARY OF 2024 MAJOR SPECIAL PROVISION REVISIONS:

- **[SP A.10 – NOTIFICATIONS](#)**
- **[SP A.12 – RECORD DRAWINGS](#)**
- **[SP G.13 – REMOVE AND PLUG ABANDONED WATER SERVICES](#)**
- **[SP SN.3 – CURED IN PLACE SANITARY SEWER LINING](#)**
- **[SP SN.5 – SANITARY SERVICE CROSSINGS](#)**
- **[SP SN.9 – CEMENT LINING OF INTERIOR WALLS](#)**
- **[SP W.2 – WATER SERVICE/WATER SERVICE RELOCATION](#)**
- **[SP ST.2 – STORM MANHOLES](#)**
- **[SP ST.7 – FURNISH NEW FRAME AND LID](#)**
- **[SP SN.7 – SANITARY MANHOLES](#)**
- **[SP SN.13 – LID REPLACEMENT](#)**
- **[SP SN.14 – FURNISH NEW FRAME AND LID](#)**
- **[SP W.6 – VALVE IN VALVE VAULT](#)**

SP A.1 – ALTERATIONS TO PROJECT BY ENGINEER

The Engineer reserves the right to alter the Plans and details, extend or shorten the improvement, add such work as may be necessary, increase or decrease the quantities of work to be performed, and/or eliminate entire pay items all in accordance with Section 104 of the Standard Specifications, except that the Contractor shall not be entitled to additional compensation or lost profits in the event that quantities are reduced below the original contract quantities, or in the event pay items are deleted entirely.

Bid Number 25-005

SP A.2 – ITEMS ORDERED BY ENGINEER

When additional work not included in the contract, is requested in writing by the Engineer, this additional work shall be measured and paid for in accordance with Sections 104 and 109 of the IDOT Standard Specifications, as modified by these special provisions.

Payment for all additional work ordered by the Engineer in writing, which is deemed by the Engineer to be eligible for payment and is not covered by the contract, shall be made from the allowance included in the contract under ITEMS ORDERED BY ENGINEER. The Contractor shall not be entitled to any additional compensation in the event that utilization of this allowance, either in whole or in part, is not required to complete the work.

SP A.3 – RESPONSIBILITY OF WORK

During the progress of the work the Contractor shall assume total risk and liability, and will be responsible for any and all damages to the work, or to persons, or to public or private property caused by, or in any way resulting from doing the work, including actions of Subcontractors or Material Suppliers.

SP A.4 – PUBLIC SAFETY AND CONVENIENCE

The Contractor shall maintain drives, entrances, and side roads along the proposed improvement to allow emergency and local vehicle access to all adjacent properties. This access should not allow the passage of non-local vehicular traffic, which should abide by the approved traffic control plan. Interference with traffic movements and inconvenience to abutting property owners and the public shall be kept to a minimum. The Contractor shall maintain at least one lane open to traffic at all times for emergency vehicles on all streets affected by the construction of these improvements. Adequate use of flaggers and other traffic control devices shall be used to permit such arrangements during working hours. The Contractor shall remove and reinstall all street signs/posts in conflict with the proposed improvements and the contractor will be responsible for the replacement of signs/posts damaged during this process. All signage required for the proper control of traffic (i.e.: stop signs, yield signs, etc.) must be maintained on a temporary basis until the permanent sign can be reinstalled. **If the project is located in a business district, then business open signs shall be posted and maintained during construction.**

This work shall not be paid for separately but shall be considered incidental to TRAFFIC CONTROL AND PROTECTION.

SP A.5 – COMPLETION DATE

The Contractor agrees to execute a contract and a contract bond satisfactory to and in the form prescribed by the City in the penal sum of the full amount of the contract, guaranteeing the faithful performance of the work in accordance with the terms of the contract within **fifteen (15)** days after notice of award of the contract.

The Contractor further agrees to begin work not later than **ten (10)** calendar days after the execution and approval of the contract and contract bond, unless otherwise provided, and to prosecute the work in such a manner and with sufficient materials, equipment, and labor as will ensure its completion within the time limit specified herein, it being understood and agreed that the completion within the time limit is an essential part of the contract.

The Contractor shall schedule their construction operations in such a manner so as to meet the following completion deadlines:

- **Obtain Substantial completion of the entire project with 60% completion by May 31, 2025.**
- **Obtain Final completion of the entire project by October 31, 2025.**

Substantially complete shall mean the completion of all work except for the installation of the final HMA surface and minor punch list items.

Final completion shall be obtained when all the work in all respects has been completed; including the final HMA surface course, punch list work, and landscaping.

Special attention is called to Article 108.10 of the Standard Specifications for Road and Bridge Construction and shall be strictly adhered to, in the event the Contractor fails to complete the project by the above-mentioned guidelines. Liquidated damages shall be assessed per **Working Day** for failure to meet the above deadlines.

The Contractor shall not discontinue progress towards the completion of the work until “Final Completion” has been obtained. This provision will be strictly enforced whether or not the abovementioned completion deadlines are being met. The Contractor shall be assessed liquidated damages for every working day that work is not being performed on the project.

Underground utilities shall not be installed between October 31st and April 1st the following year if directed by the engineer.

Deadline extensions shall not affect the underground utility shutdown dates. Underground work to be performed after October 31st shall be postponed until April 1st the following year. Restoration pertinent to utilities installed prior to October 31st shall be completed November 15th of the same year.

SP A.6 – PERFORMANCE GUARANTEE OF WORK

If after the approval of final payment for each class of work and prior to the expiration of 1 year after the date of approval of said final payment, or such longer period of time as may be prescribed by law or by terms of any applicable special guarantee required by the Contract Documents, any work is found to be defective, the Contractor shall promptly, without cost to the Owner and in accordance with written directions of the Owner, remove it from the site and replace it with non-defective work to the satisfaction of the Engineer.

Failure of the Contractor to complete or to remedy defective work within a reasonable time (not to exceed 30 days of notice to Contractor in any event) shall be deemed a default and the Owner may take steps as it deems necessary to complete or remedy said work and charge the cost thereof to the Contractor.

SP A.7 – WORK DAYS AND HOURS

The allowed hours of work are between 7:00 AM and 7:00 PM, Monday through Friday, and between 8:00 AM and 5:00 PM on Saturdays. No work shall be done on Sundays or Holidays.

Equipment shall not be started before 6:45 AM.

SP A.8 – INCIDENTAL WORK

All work required to install the improvements shown or called for on the Plans and in the specifications, shall be incidental to the various bid items in the proposal even though a specific item is not shown, and no additional compensation shall be made to the Contractor, unless it is indicated that additional payment will be allowed or a unit price is provided for said work in the contract.

SP A.9 – PRE-CONSTRUCTION MEETING

A pre-construction meeting shall be held prior to start of construction after execution of the contract documents. The Engineer shall establish the time and place of the pre-construction meeting. At this time, the Contractor shall be required to furnish and/or discuss the following:

- Notify Engineer 14 days prior to construction start for lead service notifications.
- Written progress schedule/Completion Deadline.
- Names of Subcontractors and Material Suppliers.
- Names of Project Manager and/or Field Supervisor, including the name and phone number of a responsible individual who can be reached twenty-four (24) hours per day, seven (7) days per week.
- Notifications
 - Notify the Engineer 72 hours prior to the start of the project.
 - Notify Water and Sewer Maintenance Division 48 hours prior to any water main shutdown.
- General cleanup of the work site at the end of each day. The Contractor must have a water meter and hoses, or water truck on site prior to the start of excavation. Contractors and their sub-contractors will not be allowed to obtain water from private property.
- Granular trench backfill, method and equipment used for compaction.
- CCDD requirements
- Protection of existing pavement and placement of cold patch. The Contractor must be prepared to place temporary pavement within the same day of removing the existing pavement.
- Driveway access
- Landscape restoration
- A J.U.L.I.E status for the project site, scheduled by the Contractor, prior to commencement of any work.

Upon receipt of the notice of the award, the Contractor shall prepare a traffic control plan and project schedule setting forth the hours and days of operation for each task required by the contract. The project schedule shall be reviewed, and revised as required, and submitted with each payment request and/or request for extension of time.

SP S.1 – TRAFFIC CONTROL AND PROTECTION

Traffic control shall be in accordance with the applicable sections of the Standard Specifications for Road and Bridge Construction, the Recurring Special Provisions and Supplemental Specifications, the Manual on Uniform Traffic Control Devices for Streets and Highways and the Illinois Supplement to the National Manual on Uniform Traffic Control Devices, and any special details and Highway Standards contained herein and in the Traffic Specifications or Highway Specifications. Special attention is called to Article 107.09 of the Standard Specifications for Road and Bridge Construction.

The Contractor shall submit to the Engineer a Traffic Control Plan for approval by the Engineer. The Contractor shall adhere to the approved Traffic Control Plan. The Contractor shall obtain written approval from the Engineer forty-eight (48) hours in advance of the implementation of any and all alterations or deviations from the Traffic Control Plan. **City to provide arrow board and barricades if necessary.**

All orange signs used shall be fluorescent orange in color. Deteriorated, damaged, or signs with non-original material on the front surface will not be allowed.

Prior to the start of work the Contractor shall have a sufficient number of barricades, signs, and flagmen at the jobsite for the scheduled work. If satisfactory traffic control as determined by the Engineer is not in place, the Engineer shall order the work to be halted. Traffic control devices shall not be removed without prior written notice and approval of the Engineer.

The Contractor shall obtain, erect, maintain, and remove all signs, barricades, flagmen, and other traffic control devices as may be necessary for the purposes of regulating, warning, or guiding traffic. The supplying, installation, and maintenance of traffic control and protection shall be **included in the Contract**. ~~paid for at the contract unit price per LUMP SUM (LS) for TRAFFIC CONTROL AND PROTECTION.~~

~~Pavement marking removal may be included in the contract. The Contractor shall coordinate pavement marking removal with the Engineer. Pavement marking removal shall be paid for at the contract unit price per SQUARE FOOT (SF) for PAVEMENT MARKING REMOVAL.~~

~~Temporary pavement marking may be included in the contract. The Contractor shall coordinate temporary pavement marking with the Engineer. Temporary pavement marking shall be 4-inches wide and paid for at the contract unit price per FOOT (FT) for TEMPORARY PAVEMENT MARKING — YELLOW, or TEMPORARY PAVEMENT MARKING — WHITE. Temporary pavement marking for words and symbols shall conform to the sizes and dimensions specified in the Manual on Uniform Traffic Control Devices standards and shall be paid for at the contract unit price per SQUARE FOOT (SF) for TEMPORARY PAVEMENT MARKING — LETTERS AND SYMBOLS.~~

SP S.2 – RESPONSIBILITY FOR CONSTRUCTION SAFETY, SHORING AND CONSTRUCTION METHODS

The Contractor shall be responsible for initiating, maintaining, and supervising all safety precautions for the safety of; and shall provide the necessary protection to prevent damage, injury or loss to:

- (a) All employees on the work and other persons who may be affected thereby.
- (b) All work and materials or equipment to be incorporated therein, whether in storage on or off the site.
- (c) Other property at the site or adjacent thereto, including trees, shrubs, lawns, walks, pavements, roadways, structures, and utilities not designated for removal, relocation, or replacement in the course of construction.

The Contractor shall be responsible for complying with all applicable laws, ordinances, rules, regulations, and orders of any public body having jurisdiction for the safety of persons or property or to protect them from damage, injury, or loss. The Contractor shall be responsible for erecting and maintaining, as required by the conditions and progress of the work, all necessary safeguards for its safety and protection, including tight sheeting or shoring of the trench. He shall notify owners of adjacent utilities when prosecution of the work may affect them. All damage, injury, or loss to any property referred to in paragraph (a) or (b) caused, directly or indirectly, in whole or in part, by any Contractor or Subcontractor or anyone directly or indirectly employed by any of them, or anyone for whose acts any of them may be liable, shall be remedied by the Contractor. The Contractor's duties and responsibilities for the safety and protection of all work shall continue until such time as all the work is completed and acceptable. Any damages shall be repaired in a timely manner. Any and all interruptions of essential utilities such as water, electricity, or gas shall be corrected that same day and before the foreman leaves the site. (See Guarantee & Maintenance of Work for time of acceptance.)

The Contractor shall be responsible for coordinating with utility companies regarding the bracing or relocating of utility poles, and the relocation of any underground facilities.

The Engineer shall not be responsible for determining the Contractor's construction means or methods.

SP S.3 – LOCATION OF UTILITIES

The Bidder, before submitting a Bid, shall carefully examine the Proposal, Plans, Details, Specifications, and Special Provisions. The successful Bidder shall inspect in detail the site of the proposed work and be familiar with all the local conditions affecting the proposal and the detailed requirements of construction.

When existing structures, services, utilities, pipelines and improvements (both above and below ground) are shown on the Plans, the locations shown are approximate only and are not guaranteed. Obstructions and improvements in addition to those shown on the Plans may also be encountered in carrying out the work. The Contractor shall be responsible for carrying out all work under this contract without additional compensation for whatever condition is found above or below ground.

The Contractor shall notify all utility companies including the City of Aurora Electrical Department (630) 892-1415, Water and Sewer Department (630) 256-3710, local electric companies, local telephone and communications companies, local natural gas companies, and local cable TV companies, and appropriate school districts, a minimum of two (2) working days (forty-eight hours) prior to beginning any construction or preliminary borings. The Contractor shall have the responsibility to determine from the public utility companies and the City of Aurora Departments the locations of underground pipes, conduits, cables, or other surface or subsurface improvements adjoining or crossing the construction area.

The depth and alignment of the existing water mains and sewers are approximate and may vary in both alignment and depth between manholes and valves. The Contractor shall not be due any additional compensation in the event that the alignment of the sewers and water mains vary from what is shown on the Plans. The call outs shown on the Plans for the existing water mains are approximate and not guaranteed.

The Contractor shall be responsible for coordinating with utility companies regarding the bracing or relocating of utility poles, and the relocation of any underground facilities. Cassie Evans (cassie.evans@ComEd.com, C: 773-241-0741) should be contacted to arrange for any needed pole bracing.

SP H.4 – HEAVY SEWER CLEANING

This work shall be in accordance with National Association of Sewer Service Companies (NAASCO) Sewer Pipe Cleaning Specification Guideline 1.4 D Heavy Sewer Cleaning insofar as applicable and the following provisions.

Heavy cleaning of sewers includes removal of large deposits of debris, root growth, mineral deposits, bricks, grease deposits, and other foreign materials. The Contractor shall utilize a Jetter-Vacuum Combination truck with high velocity (120 GPM or Higher) hydro-cleaning equipment. Scrapers and augers may be used.

The Contractor shall be responsible for disposing of all septic material removed from the heavy cleaning procedure to a permitted disposal facility. In no circumstance shall passing material from manhole to manhole be left unattended in the invert of the sewer. Such material must be removed immediately.

The Contractor shall take all necessary precautions of not reducing the flow capacity of the sewers during the bucketing procedures. This can be accomplished by by-passing flows to downstream manholes.

The Contractor shall advise the Engineer 48 hours prior to starting the heavy cleaning. If this work is subcontracted to others, the City will require approval of said Subcontractor.

The cost of heavy cleaning, which includes debris removal and disposal, bucketing, root removal and disposal, and all necessary and appurtenant work shall be included in the contract unit price per HOUR (HR) for HEAVY SEWER CLEANING. The size of the sewers may vary from 8-inch to 96-inch diameter.

SP H.6 – HAZARDOUS SPILL REMEDIATION

The Contractor shall be responsible for the cleanup of any hazardous spills on the jobsite including oil, diesel, gasoline, etc. and any spill that enters the sewer system or any bodies of water downstream. The Contractor shall expeditiously work with all requests from the Illinois Environmental Protection Agency (IEPA) to comply with cleaning up any spills. The Contractor will be required to hire a contractor specializing in environmental cleanup, and that contractor shall coordinate directly with the IEPA. Should the Fire Department be involved responding to reports of spills and the resulting clean up and the spill is traced back to the Contractor's jobsite, the Contractor shall be liable to reimburse the Fire Department any monies incurred for their efforts. The Fire Department efforts includes materials, equipment and labor that they deem necessary to contain or clean up the spill. All costs including coordination, fines and documentation with state and federal agencies, hiring of an environmental cleanup contractor, any environmental cleanup, reimbursement of the Fire Department, or any other costs associated with cleaning up or responding to spills originating from the jobsite shall be paid for by the Contractor. The City will not reimburse the Contractor for any of this work should it occur.

SP G.1 – MOBILIZATION

This item consists of transportation and set up of various equipment necessary to any and all locations for the project, as well as the breakdown and removal of the same equipment.

This item shall be considered incidental to the contract and will not be paid for separately.

SP G.2 – WATER FOR CONSTRUCTION PURPOSES

City water for construction purposes will be available to the Contractor at their cost according to the prevailing rates in effect at the time. Contractors and their sub-contractors will not be allowed to obtain water from private property. The Contractor shall secure a City water meter by presenting a deposit for \$1,600.00 in the form of a certified check made out to The City of Aurora to the Water Billing Department on the First Floor of 44 E. Downer Place, Aurora, Illinois. The name of the Contractor and their Tax ID number will be required. The Contractor will take the resulting forms to the Water & Sewer Maintenance Division located at 649 S. River Street where the City water meter shall be provided. The Contractor and/or sub-contractor will be fined, according to ordinance, which will be deducted from moneys due, for each unauthorized use of City water regardless of the amount of water used or the reason for unauthorized use.

SP G.3 – SURFACE RESTORATION

The Contractor shall be responsible for performing any surface restoration required due to damages caused by storing material and/or equipment outside the areas to be excavated. The surface restoration shall be performed in accordance with the Plans and specifications or as directed by the Engineer and shall be at the Contractor's expense.

SP SN.2 – CUT PROTRUDING TAP

This work shall be in accordance with NAASCO Sewer Pipe Cleaning Specification Guideline 1.4 Lateral Cuts insofar as applicable and the following provisions.

This work consists of cutting services that protrude into the sanitary sewer. The services shall be trimmed flush with the inside of the existing sewer. The debris generated by cutting the protruding service shall be removed from the sewer and disposed of properly.

This work shall be paid for at the contract unit price per EACH (EA) for CUT PROTRUDING TAP which shall be payment in full for all material, equipment, and labor necessary to perform this work in accordance with the Plans, specifications, and as directed by the Engineer.

SP SN.19 – CCTV SEWER INSPECTION

This work shall be in accordance with NAASCO Pipe Condition Assessment Using CCTV Guideline Specification 1.1 Scope of Services and Working Phase insofar as applicable and the following provisions.

~~Prior to the City accepting new storm and sanitary sewer, the Contractor shall CCTV the storm and sanitary sewer, and the interior of each new lateral from the point of connection with the main. The CCTV inspection shall be performed from manhole to manhole with each lateral referenced from the upstream manhole.~~

The CCTV inspection shall be performed by an operator that is PACP certified according to NASSCO. The City may request a copy of the Operator's certification.

In addition to televising the new storm and sanitary sewers, the Engineer may direct the Contractor to CCTV additional sewers during the project.

Prior to the CCTV inspection the Contractor shall flush and clean all sewers. The Contractor shall be responsible for the disposal of all solids or semi-solids resulting from the cleaning operations. Any cleaning that exceeds the efforts of "Light" cleaning shall be paid for as HEAVY SEWER CLEANING.

The camera used for the inspection shall be one specifically designed and constructed for sewer inspections. Lighting for the camera shall be suitable to allow a clear picture of the entire periphery of the pipe. The camera shall have a rotating head and shall be operative in 100 percent humidity conditions. The camera, monitor and other components of the video system shall be capable of producing a minimum 500 line resolution video picture in color. Picture quality and definition shall be to the satisfaction of the Engineer and if unsatisfactory, shall be redone at no cost to the City.

The inspection shall be done one manhole section at a time, and the flow in the section being inspected shall be suitably controlled. The camera shall be moved through the line from the upstream manhole to the downstream manhole at a uniform rate, stopping when necessary to ensure proper documentation of the sewer's condition, but in no case will the camera be moved at a speed greater than 30 feet per minute. Manual winches, power winches, TV cable and powered rewinds or other devices that do not obstruct the camera view or interfere with proper documentation of the sewer conditions shall be used to move the camera through the sewer line.

Measurement of any defects, connections, etc. as described in the following report shall be accurate to two tenths (0.2) of a foot over the length of the section being inspected.

Electronic copies of the reports shall be provided to the Engineer in pdf format. Reports shall clearly show the location, in relation to adjacent manholes, of points of significance such as locations of building sewer connections, unusual conditions, roots, storm and/or sanitary sewer connections, collapsed sections, presence of scale and corrosion, and other discernible features. Each manhole shall be identified by numbers pre-selected by the Engineer and depths of the manholes shall be recorded.

Electronic copies of the videos shall be provided to the Engineer of sections televised.

If this work is subcontracted to others, the City shall require approval of said Subcontractor.

~~The Closed Circuit TV Inspection required following the installation of sanitary sewer cured in place pipe lining will not be paid for separately, but shall be considered incidental to the lining process~~

Televising of sewers shall be paid for at the contact unit price per FOOT (LF) for SANITARY or STORM SEWER TELEVISING, of the size specified, measured from centerline manhole to centerline manhole.

SP SN.20 – BYPASS PUMPING

When work is to be performed on live, active sanitary sewers, the Contractor shall be required to by-pass the sewage flows around the area. Prior to any work being performed under this work item, the Contractor shall submit a detailed plan for the sewage by-pass system for review and approval by the City of Aurora and Fox Metro Water Reclamation District. The Contractor shall not be allowed to plug the sanitary services without approval of the proposed bypass system. The bypass shall be made by plugging the line at an existing upstream manhole and pumping the flow into a downstream manhole or adjacent wastewater system.

If the sewer is found under surcharged condition, the Contractor shall be responsible to flush all downstream lines to lower the flow in order to perform the work.

The Contractor shall make every effort to maintain sewer service usage throughout the duration of the project. The Contractor may choose to work during off business hours to accommodate the residents and businesses upon approval from the Owner. It shall be the responsibility of the Contractor to notify all residences and businesses at least 48 hours in advance before proceeding with the work.

When the by-pass pumping configuration involves a combined sewer system, the Contractor shall not begin the lining process if there is rain forecast during the duration of the lining process requiring by-pass pumping.

The Contractor shall submit to the Owner detailed Plans and descriptions outlining all provisions and precautions to be taken by the Contractor regarding the handling of existing wastewater flow. This plan must be specific and complete, including such items as schedules, locations, elevations, capacities of equipment, materials and all other incidental items necessary and/or required to ensure proper protection of the facilities, including protection of the access and bypass pumping locations from damage due to the discharge flows, and compliance with the requirements specified in these Contract Documents. The plan shall include but not be limited to details of the following:

- Staging areas for pumps;
- Sewer plugging method and types of plugs;
- Number, size, material, location and method of installation of suction piping;
- Number, size, material, method of installation and location of installation of discharge piping;
- Bypass pump sizes, capacity, number of each size to be on site and power requirements;
- Calculations for selection of bypass pumping pipe size and of static lift, friction losses, and flow velocity;
- Standby power generator size, location;
- Method of protecting discharge manholes or structures from erosion and damage;
- Thrust and restraint block sizes and locations;
- Method of noise control for each pump and/or generator;
- Any temporary pipe supports and anchoring required;
- Schedule for installation of and maintenance of bypass pumping lines;

All pumps used shall be fully automatic self-priming units that do not require the use of foot-valves or vacuum pumps in the priming system. The pumps may be electric or diesel powered. All pumps used must be constructed to allow dry running for long periods of time to accommodate the cyclical nature of effluent flows. The Contractor shall provide the necessary stop/start controls for each pump.

In order to prevent the accidental spillage of flows all discharge systems shall be temporarily constructed of rigid pipe with positive, restrained joints. Under no circumstances will aluminum "irrigation" type piping or glued PVC pipe be allowed. Discharge hose will only be allowed in short sections and by specific permission from the Owner.

Bypass pumping systems shall have sufficient capacity to pump the anticipated peak flows of the existing sanitary sewer pipe. The Contractor shall provide all pipeline plugs, pumps of adequate size to handle peak flow, and temporary discharge piping to ensure that the total flow of the main can be safely diverted around the project

Bid Number 25-005

area. The bypass pumping system will be required to be operated 24 hours per day. The bypass pumping system shall be capable of bypassing the flow around the work area and of releasing any amount of flow up to full available flow into the work area as necessary for satisfactory performances of work. The Contractor shall have adequate standby equipment available and ready for immediate operation and use in the event of an emergency or breakdown.

The Contractor will not be permitted to stop or impede the main flows under any circumstances. The Contractor shall maintain sewer flow around the work area in a manner that will not cause surcharging of sewers, damage to sewers and that will protect public and private property from damage and flooding. The Contractor shall be responsible for all physical damage to all local sewer lines caused by human or mechanical failure. The Contractor shall protect water resources, wetlands and other natural resources.

The Contractor shall inspect bypass pumping system as needed to ensure that the system is working correctly. The Contractor shall ensure that the temporary pumping system is properly maintained and a responsible operator shall be on hand at all times when pumps are operating.

Plugging or blocking of sewage flows shall incorporate a primary and secondary plugging device. When plugging or blocking is no longer needed for performance and acceptance of work, it is to be removed in a manner that permits the sewage flow to slowly return to normal without surge, to prevent surcharging or causing other major disturbances downstream. The cost of bypass pumping shall be incidental to the cost of the pipe installation/lining, or manhole being bypassed.

SP SN.22 – LOCATE AND TELEWISE SEWER LATERAL

This work shall be in accordance with NAASCO Pipe Condition Assessment Using CCTV Guideline Specification 1.1 Scope of Services and Working Phase insofar as applicable and the following provisions.

The Contractor will be provided with a list of individual sewer laterals to be located with depths provided at the location of a proposed utility trench. The Contractor will be given a length from the sanitary main where the proposed utility trench will be located. In addition, at locations where a lead water service is being replaced, the Contractor will typically be asked to locate the sewer lateral all the way to the house.

A few locations may require CCTV inspection of a sewer lateral as a post construction check to confirm the sewer lateral was not damaged during the construction project, the length to be televised in this case will average 20'-30'.

The Contractor shall use a lateral evaluation television system to CCTV inspect the requested sewer laterals which shall have the ability to provide a depth measurement of up to 10' deep. The Engineer will provide one list of services to be televised so that this pay item can be completed at one time. All laterals will have a minimum diameter of six (6) inches.

This activity shall be paid for at the contract unit price per FOOT (LF) for LOCATE AND TELEWISE SEWER LATERAL, measured from the main to the location requested by the Engineer

State of Illinois
DEPARTMENT OF TRANSPORTATION

SPECIAL PROVISION
FOR
EMPLOYMENT PRACTICES

In addition to all other labor requirements set forth in this proposal and in the Standard Specifications for Road and Bridge Construction, adopted by the Department of Transportation, during the performance of this contract, the Contractor for itself, its assignees, and successors in interest (hereinafter referred to as the "Contractor") agrees as follows:

I. SELECTION OF LABOR

The Contractor shall comply with all Illinois statutes pertaining to the selection of labor.

II. EQUAL EMPLOYMENT OPPORTUNITY

During the performance of this contract, the Contractor agrees as follows:

- (1) That it will not discriminate against any employee or applicant for employment because of race, color, religion, sex, national origin, ancestry, age, marital status, physical or mental handicap or unfavorable discharge from military service, and further that it will examine all job classifications to determine if minority persons or women are underutilized and will take appropriate affirmative action to rectify any such under-utilization.
- (2) That, if it hires additional employees in order to perform this contract or any portion hereof, it will determine the availability of minorities and women in the area(s) from which it may reasonably recruit and it will hire for each job classification for which employees are hired in such a way that minorities and women are not underutilized.
- (3) That, in all solicitations or advertisements for employees placed by it or on its behalf, it will state that all applicants will be afforded equal opportunity without discrimination because of race, color, religion, sex, national origin, ancestry, age, marital status, physical or mental handicap or unfavorable discharge from military service.
- (4) That it will send to each labor organization or representative of other workers with which it has or is bound by a collective bargaining or other agreement or understanding, a notice advising such labor organization or representative of the Contractor's obligations under the Illinois Human Rights Act and the Department's Rules and Regulations. If any such labor organization or representative fails or refuses to cooperate with the Contractor in its efforts to comply with such Act and Rules and Regulations, the Contractor will promptly so notify the Illinois Department of Human Rights and the City of Aurora and will recruit employees from other sources when necessary to fulfill its obligations thereunder.
- (5) That it will submit reports as required by the Department of Human Rights Rules and Regulations, furnish all relevant information as may from time to time be requested by the Department or the City of Aurora, and in all respects comply with the Illinois Human Rights Act and the Department's Rules and Regulations.

(6) That it will permit access to all relevant books, records, accounts and work sites by personnel of the City of Aurora and the Illinois Department of Human Rights for purposes of investigation to ascertain compliance with the Illinois Human Rights Act and the Department's Rules and Regulations.

(7) That it will include verbatim or by reference the provisions of this clause in every subcontract so that such provisions will be binding upon every such Subcontractor. In the same manner as with other provisions of this contract, the Contractor will be liable for compliance with applicable provisions of this clause by all its Subcontractors; and further it will promptly notify the City of Aurora and the Illinois Department of Human Rights in the event any Subcontractor fails or refuses to comply therewith. In addition, the Contractor will not utilize any Subcontractor declared by the Illinois Human Rights Commission to be ineligible for contracts or subcontracts with the State of Illinois or any of its political subdivisions or municipal corporations.

State of Illinois
DEPARTMENT OF TRANSPORTATION
Bureau of Local Roads & Streets
SPECIAL PROVISION
FOR
WAGES OF EMPLOYEES ON PUBLIC WORKS
Effective: January 1, 1999
Revised: January 1, 2015

1. Prevailing Wages. All wages paid by the Contractor and each subcontractor shall be in compliance with The Prevailing Wage Act (820 ILCS 130), as amended, except where a prevailing wage violates a federal law, order, or ruling, the rate conforming to the federal law, order, or ruling shall govern. The Illinois Department of Labor publishes the prevailing wage rates on its website at www.state.il.us/agency/idol/rates/rates.htm. If the Illinois Department of Labor revises the prevailing wage rates, the revised prevailing wage rates on the Illinois Department of Labor's website shall apply to this contract and the Contractor will not be allowed additional compensation on account of said revisions. The Contractor shall review the wage rates applicable to the work of the contract at regular intervals in order to ensure the timely payment of current wage rates. The Contractor agrees that no additional notice is required. The Contractor shall be responsible to notify each subcontractor of the wage rates set forth in this contract and any revisions thereto.
2. Payroll Records. The Contractor and each subcontractor shall make and keep, for a period of not less than five years from the date of the last payment on a contract or subcontract, records of all laborers, mechanics, and other workers employed by them on the project; the records shall include each worker's employed by them on the project; the records shall include information required by 820 ILCS 130/5 for each worker. Upon seven business days' notice, the Contractor and each subcontractor shall make available for inspection and copying at a location within this State during reasonable hours, the payroll records to the public body in charge of the project, its officers and agents, the Director of Labor and his deputies and agents, and to federal, State, or local law enforcement agencies and prosecutors.
3. Submission of Payroll Records. The Contractor and each subcontractor shall ,no later than the 15th day of each calendar month, file a certified payroll for the immediately preceding month with the public body in charge of the project, except that the full social security number and home address shall not be included on weekly transmittals. Instead the payrolls shall include an identification number for each employee (e.g., the last four digits of the employee's social security number). The certified payroll shall consist of a complete copy of the payroll records except starting and ending times of work each day may be omitted

The certified payroll shall be accompanied by a statement signed by the Contractor or subcontractor or an officer, employee, or agent of the contractor or subcontractor which avers that: (i) he or she has examined the certified payroll records required to be submitted by the Act and such records are true and accurate; (ii) the hourly rate paid to each worker is not less than the general prevailing rate of hourly wages required; and (iii) the Contractor or subcontractor is aware that filing a certified payroll that he or she knows to be false is a Class A misdemeanor.
4. Employees Interviews. The Contractor and each subcontractor shall permit his/her employees to be interviewed on the job, during working hours, by compliance investigators of the Department or the Department of Labor.

CITY OF AURORA GENERAL SPECIFICATIONS
SECTION 1 - DEFINITION OF TERMS

1.1 ADVERTISEMENT

The word Advertisement shall mean and refer to the official notice as published in the Aurora Beacon News, a daily newspaper published in the City of Aurora, Illinois, inviting bids for the construction of this improvement.

1.2 A.S.T.M.

Wherever the letters A.S.T.M. are herein used, they shall be understood to mean the American Society of Testing Materials.

1.3 ATTORNEY

Wherever the word Attorney is used in these specifications or in the contract, it shall be understood to mean the Corporation Counsel of the City or designee.

1.4 BIDDER

Wherever the word Bidder is used, it shall be understood to mean the individual, firm, or corporation formally submitting a proposal for the work contemplated, or any portion thereof, acting directly or through an authorized representative.

1.5 BOARD

Wherever the word Board or a pronoun in the place of it occurs in these specifications, it shall be interpreted to mean the Board of Local Improvements of the City of Aurora, Illinois, and any of its authorized representatives provided, however, that such persons shall be understood to represent said Board to the extent of the special duties delegated to such representatives.

1.6 CITY CLERK

Wherever the term City Clerk is used herein, it shall be understood to mean the City Clerk of the City of Aurora, Illinois.

1.7 CITY COUNCIL OR COUNCIL

Wherever the term City Council, or Council, appears in these specifications it shall be taken to mean the City Council of the City of Aurora, Illinois.

1.8 CONTRACT

The term Contract shall be understood to mean the agreement covering the performance of the work covered by these general specifications, including the advertisement for bids, instructions to bidders, bid proposal, performance bond, these general specifications, supplemental specifications, special provisions, general and detailed Plans for the work, standard specifications referred to in the special provisions, all supplemental agreements entered into and all general provisions pertaining to the work or materials thereof, all of which are collectively referred to as the "Contract Documents".

1.9 CONTRACTOR

Wherever the word Contractor occurs in these specifications, it shall be interpreted to mean the person or persons, firm, or corporation who submits a proposal and thereafter enters into the contract governed by these specifications as party or parties of the second part, and the agents, employees, workmen, heirs, executors,

administrators, successors, or assignees thereof.

1.10 ENGINEER

Wherever the word Engineer is used in these specifications, it shall be interpreted to mean the City Engineer or his designee charged with directing and having charge of a portion of the project limited by the particular duties entrusted to him.

1.11 MANUAL ON UNIFORM TRAFFIC CONTROL DEVICES

The MANUAL ON UNIFORM TRAFFIC CONTROL DEVICES, latest edition, as adopted by the United States Department of Transportation Federal Highway Administration.

1.12 PAYMENT BOND

The term Payment Bond shall be understood to mean the bond executed by the Contractor and his surety guaranteeing the payment of all sums of money due for any labor, materials, apparatus, fixtures, or machinery furnished to such principal for the purpose of performing the contract work.

1.13 PERFORMANCE BOND

The term Performance Bond shall be understood to mean the bond, executed by the Contractor and his surety, guaranteeing complete execution of the contract.

1.14 PLANS

Wherever the word Plans is used in these specifications, it shall be understood to mean all drawings, sketches, and detailed Plans or reproductions thereof pertaining to the construction involved.

1.15 PROPOSAL

Wherever the word Proposal is used, it shall be taken to mean the written proposal of the bidder on the form furnished for the work contemplated.

1.16 PROPOSAL GUARANTY

The term Proposal Guaranty shall be understood to mean the security designated in the Advertisement for Bids or Notice to Contractors to be furnished by the bidder as a guaranty of good faith to enter into a contract for the work contemplated

1.17 SPECIFICATIONS

Wherever the word Specifications is used it shall be understood to include all directions and requirements contained herein or referred to hereby, together with all special provisions and written agreements made or to be made pertaining to the work involved. All articles referred to in these general specifications when not qualified otherwise than by numbers, shall be understood to be articles from these general specifications.

1.18 STANDARD SPECIFICATIONS FOR ROAD AND BRIDGE CONSTRUCTION

The STANDARD SPECIFICATIONS FOR ROAD AND BRIDGE CONSTRUCTION, latest edition, prepared by the Illinois Department of Transportation and adopted by said Department.

1.19 STANDARD SPECIFICATIONS FOR SEWER AND WATER MAIN CONSTRUCTION

The STANDARD SPECIFICATIONS FOR SEWER AND WATER MAIN CONSTRUCTION, latest edition, as adopted by the Illinois Society of Professional Engineers.

1.20 STANDARD SPECIFICATIONS FOR TRAFFIC CONTROL ITEMS

The STANDARD TRAFFIC SIGNAL SPECIFICATIONS, latest edition, as adopted by the Illinois Department of Transportation.

1.21 STATE

Wherever the word State is used herein, it shall mean the State of Illinois.

1.22 SURETY

The word Surety shall be understood to mean the individuals who are, or the corporate body which is bound with and for the Contractor for the acceptable performance of the contract, and for his payment of all debts pertaining to the work.

1.23 WORK

Wherever the word "Work" is used, it shall mean the work including all materials, labor, tools, appliances, equipment, and appurtenance necessary and incidental thereto to perform and complete everything specified or implied in the Plans, specifications, and in the contract documents, in full compliance with all the terms and conditions thereof and in a good and workmanlike manner.

SECTION 2 AWARD AND EXECUTION OF CONTRACT

2.1 PUBLIC OPENING OF PROPOSALS

Proposals will be opened and read publicly at the time and place specified in the advertisement, or as soon thereafter as the business of the City Clerk permits. Bidders, their authorized agents, and other interested parties are invited to be present.

2.2 AWARD OF CONTRACT

The decision of the award of the contract will be made as may be decided upon by the Council after bids have been opened and tabulated. The Contract shall be governed by the laws of the State of Illinois. No contract shall provide for arbitration of the parties.

2.3 BONDS AND INSURANCE

The bidder to whom the award of contract is made will be required under this contract to furnish a Performance Bond acceptable to the Engineer in the amount of one hundred percent (100%) of the full contract price, a Payment Bond, Public Liability Insurance, and Workers Compensation Insurance; all of which shall be acceptable to the City of Aurora.

2.4 SUBLETTING OR ASSIGNMENT OF CONTRACT

The Contractor shall not sublet, sell, or assign all, or any portion of the contract, or of the work provided for therein, without the written consent and authorization of the City, and in no case shall such consent relieve said Contractor from either, any, or all of the obligations herein entered into, or change the terms of the obligations hereof.

2.5 FAILURE TO EXECUTE CONTRACT

In the event that said bidder fails or refuses to execute said contract and furnish said bonds within the period of fifteen (15) days after mailing notice of such award or within such additional number of days as the City may determine, then the sum deposited as a proposal guaranty by said bidder on the work so awarded may be retained by the City as liquidated damages and not a forfeiture. It is hereby agreed that said sum is a fair estimate of the amount of damages that the City will sustain in case said bidder fails to enter into the contract and furnish bonds as herein provided, said actual damages being uncertain in amount and difficult to determine in the event of such failure or refusal by the bidder.

2.6 VENUE FOR LEGAL ACTION

The venue for any legal action that may arise from this agreement shall be in Kane County, Illinois.

2.7 WAIVER OF TRIAL BY JURY

The Contractor agrees to waive trial by jury for itself and all of its contracts with sub-Contractors shall contain a provision waiving trial by jury in the event of any legal action which may arise from this agreement with the City of Aurora as a party litigant.

SECTION 3 SCOPE OF THE WORK

3.1 INTENT OF PLANS AND SPECIFICATIONS

The true intent of the Plans and these specifications is to provide for the erection and completion in every detail of the work described herein, and it is understood that the Contractor will furnish all labor, materials, equipment, tools, transportation, and necessary supplies, such as may reasonably be required to execute the contract in a satisfactory and workmanlike manner and in accordance with the Plans, specifications, and terms of the contract. Both parties must stipulate any deviation from these requirements in writing.

3.2 SPECIAL WORK

Should any construction conditions which are not covered by the Plans and these specifications be anticipated or encountered during construction, Supplemental Specifications for such work will be prepared by the Engineer and shall be considered a part of these specifications, the same as though contained fully herein.

3.3 INCREASED OR DECREASED QUANTITIES

The right is reserved, without impairing the contract, to make such increase or decrease in the quantities of the work as may be considered necessary to complete fully and satisfactorily the work included in the contract. The compensation to the Contractor for such changes shall be adjusted as provided herein.

3.4 ALTERATIONS IN PLANS AND SPECIFICATIONS

The City reserves the right to make such changes in the Plans and in the character of the work as may be necessary or desirable to ensure completion in the most satisfactory manner, provided such changes do not materially alter the original Plans and specifications. Such changes shall not be considered as waiving or invalidating any conditions or provisions of the contract.

3.5 EXTRA WORK

The City reserves the right, without impairing the contract, to order the performance of such work, of a class not contemplated in the proposal as may be considered necessary to complete fully and satisfactorily the work included in the contract. The Contractor shall do such extra work when ordered and authorized in writing by the Engineer, and the Contractor shall be compensated for such extra work on the basis and in the amount as provided herein.

3.6 EASEMENTS, PERMITS, AND REGULATIONS

The Contractor shall keep himself fully informed of all Federal, State, Municipal and local regulations, private contracts, grants, easements, and permits, in any manner affecting the work herein specified and provided for. He shall at all times observe and comply with and cause all his Subcontractors, agents, and employees to observe and comply with each and all of the same. The Contractor does hereby assume any and all liability under the same and shall protect and indemnify the City and its officers and employees against any and all claims or liabilities arising from or based on the violation of, or failure to comply with either or all of the same.

3.7 FINAL CLEANING UP

Upon completion and before final acceptance of the work, the Contractor shall, in addition to the detailed work of grading, restoring ground surfaces, repairing roadways and pavements, and all other work specifically provided for in these specifications, remove all falsework, excess or useless excavated materials, rejected materials, rubbish, temporary buildings, temporary foundations, replace or renew any fences damaged, and restore in an acceptable manner all property, both public and private, which may have been damaged during the prosecution of the work, and shall leave the site of the work in a neat and presentable condition satisfactory to the Engineer.

SECTION 4 CONTROL OF THE WORK

4.1 AUTHORITY OF THE ENGINEER

The Engineer shall decide any and all questions which may arise as to the quality and acceptability of materials furnished and work performed, and as to the manner of performance and rate of progress of the work, and shall decide all questions which may arise as to the interpretation of the Plans and specifications, and all questions as to the acceptable fulfillment of the terms of the contract.

4.2 PLANS AND WORKING DRAWINGS

General drawings, showing such details as are necessary to give a comprehensive idea of the construction contemplated, will be shown in the general Plans, but the Contractor shall submit to the Engineer for approval such additional detailed shop drawings or working drawings, together with a detailed structural analysis of all component parts, as may be required for the construction of any part of the work and prior to the approval of such Plans, any work done or material ordered shall be at the Contractor's risk.

The contract price shall include the cost of furnishing all working drawings and the Contractor will be allowed no extra compensation for such drawings.

4.3 DEVIATIONS FROM THE PLANS

No deviation from the general Plans or the approved working drawings will be permitted without the written order of the Engineer. No allowance shall be made for work done other than is shown on the Plans, profiles and drawings, and provided for in the specifications.

4.4 COORDINATION OF SPECIFICATIONS AND PLANS

In the event of any discrepancy between the Plans and figures written thereon, the figures are to be considered as correct. In the case of any discrepancy between the Plans and the specifications, the Engineer shall determine which are to govern. If there is a discrepancy between the general specifications and the supplemental specifications, the supplemental specifications are to govern.

The Contractor shall take no advantage of any apparent error or omission in the Plans or specifications, but the Engineer shall be permitted to make such corrections and interpretations as may be deemed necessary for the fulfillment of the intent of the Plans and specifications.

4.5 ORDER OF WORK

The order of sequence of the execution and/or conduct of the work shall be subject to the approval and/or direction of the Engineer, which approval and/or direction shall not in any way relieve the Contractor of any responsibility in connection with the prosecution to completion of the work under contract.

4.6 COOPERATION BY CONTRACTOR

The Contractor shall conduct his operation so as to interfere as little as possible with those of other Contractors, Subcontractors, the public, or adjoining property owners on or near the work site. The Contractor shall at all times during his absence from the work site have a competent superintendent or foreman capable of reading and thoroughly understanding the Plans and specifications, as his agent on the work, who shall receive instructions from the Engineer or his authorized representative. The superintendent or foreman shall have full authority to execute the order and/or directions of the Engineer without delay and to promptly supply such materials, tools, plant equipment, and labor as may be required. The superintendent or foreman shall have a copy of the Plans and specifications on the job at all time.

4.7 CONSTRUCTION STAKES

Reference lines and grade points for the location, alignment, and elevation of each structure will be determined and established by the Engineer, but the Contractor shall assume full responsibility for the alignment, elevations, and dimensions of each and all parts of the work with reference to the lines, points, and grades as established by the Engineer. For all structures, the Engineer shall furnish the Contractor with centerline and/or center points and such benchmarks or other points as are necessary to lay out the work correctly. The Contractor shall check all lines, points, and grades which may be given by the Engineer supplementary to the centerline, points, and control bench marks aforesaid, and shall be responsible for the accuracy of all measurements for grades and alignment of the work with reference to the centerline and/or points and bench marks established by the Engineer.

The Contractor shall exercise proper care in the preservation of alignment, grade, and reference stakes set for his use, or that of the Engineer. If such stakes are injured, lost, or removed by the Contractor's operations, they shall be reset at his expense.

4.8 INSPECTION

The Engineer or his representative shall be allowed access to all parts of the work at all times and shall be furnished such information and assistance by the Contractor as may be required to make a complete and detailed inspection thereof. Such inspection may include mill, plant, or shop inspection and any material furnished under these specifications is subject to such inspection.

SECTION 5 CONTROL OF MATERIALS

5.1 SPECIFICATIONS FOR MATERIALS

All materials used in this work shall conform in all respects to the specifications therefore as herein set forth. Where a specification for material to be used in this work is not specifically set forth in these specifications, such material shall conform in all respects to the specifications as set forth in the A.S.T.M. Standards and/or Tentative Standards adopted and in effect on the date of receiving bids.

5.2 SUBSTITUTION OF MATERIALS AND EQUIPMENT

Wherever in these specifications or on the Plans for this work, materials or equipment are specified by trade names or catalog numbers of certain manufacturers, it is done for the purpose of establishing a standard of quality, durability, and/or efficiency, and not for any purpose of limiting competition. Wherever such definite reference is made in these specifications to any such material or equipment, it is understood that any equivalent material or equipment may be provided, however, that the written approval and acceptance of the Engineer of such equivalent material or equipment must be obtained prior to its purchase and/or incorporation in any part of the work.

5.3 THE METHODS OF TESTING

All tests of materials or equipment used in the work shall be made in accordance with the methods described in these specifications or the method of test prescribed in any specification for material or equipment herein specifically referred to and designated to govern the quality of any material or equipment.

Where a method of test for any material or equipment is not specifically provided for, such material or equipment shall be tested in accordance with the methods prescribed and set forth in the A.S.T.M. Standards and Tentative Standards adopted and in effect on the date of receiving bids.

5.4 DEFECTIVE MATERIALS

All materials not conforming to the requirements of these specifications shall be considered as defective and all such materials, whether in place or not, shall be rejected and shall be removed immediately from the work by the Contractor at his expense unless otherwise permitted by the Engineer. No rejected materials, the defects of which have been subsequently corrected, shall be used until approval has been given. Upon failure on the part of the Contractor to immediately comply with any order of the Engineer relative to the provisions of this section, the Engineer shall have the authority to remove and replace such defective material and to deduct the cost of removal and replacement from any moneys due or which may become due to the Contractor.

SECTION 6 LEGAL RELATIONS AND RESPONSIBILITY TO THE PUBLIC

6.1 COMPLIANCE WITH LAWS AND REGULATIONS

The Contractor shall at all times observe and comply with all Federal, State, Municipal and other local laws, ordinances, regulations, and requirements which in any manner affect the conduct of the work, and with all Federal, State and local laws and policies of non-discrimination, sexual harassment, prevailing wages and others applicable hereto; and all such orders or decrees as exist at the present and which may be enacted later, of bodies or tribunals having jurisdiction or authority over the work, and no plea of misunderstanding or ignorance thereof will be considered. He shall indemnify and save harmless the City and all its officers, agents, employees, and servants against any claim or liability arising from or based on the violation of any such law, ordinance, regulation, requirement, order or decree, whether by himself or his employees.

6.2 PERMITS AND LICENSES

The Contractor shall take out and procure at his own expense all permits and licenses required by Federal, State or local public authorities, and he shall, without extra compensation from the City, pay all fees and charges and give notices required incident to the due and lawful prosecution of the work in relation thereto.

6.3 PATENTED DEVICES, MATERIALS, AND PROCESSES

It is mutually understood and agreed that without exception contract prices are to include all royalties and costs arising in the work. It is the intent that whenever the Contractor is required or desires to use any design, device, material, or process covered by letters of patent or copyright, the right of such use shall be provided for by suitable legal agreement with the patent owner. The Contractor and Surety in all cases shall indemnify and save harmless the City from any and all claims for infringement by reason of the use of any such patent design, device, materials, or process, to be performed or used under the contract, and shall indemnify and save harmless the said City for any costs, expenses, attorney's fees, and damages which it may be obligated to pay, by reason of any such infringement at any time during the prosecution or after the completion of the work.

6.4 BARRICADES, LIGHTS, AND SIGNS

The Contractor shall at his own expense and without further or other order provide, erect, and maintain at all times during the progress or suspension of the work, suitable barricades, fences, signs, or other adequate protection, and shall provide, keep, and maintain such lights, danger signals, and watchmen as may be necessary or as may be ordered by the Engineer to ensure the safety of the public, as well as those engaged in connection with the work. All barricades and obstructions shall be protected at night by signal lights, which shall be suitably placed and which shall be kept burning from sunset to sunrise. Barricades shall be of substantial construction, and shall be painted in such a way as to increase their visibility at night.

The Contractor shall be held responsible for all damage to the work due to failure of barricades, signs, lights, and watchmen to protect it, and whenever evidence of such damage is found prior to acceptance, the Engineer may order such damaged portion immediately removed and replaced by the Contractor without cost to the City if, in his opinion, such action is justified. The Contractor's responsibility for the maintenance of barricades, signs, and lights shall not cease until the project shall have been accepted.

6.5 USE OF EXPLOSIVES

The use of explosives shall be prohibited.

6.6 PROTECTION AND RESTORATION OF PROPERTY

It is understood that in the execution of the work herein provided for there may be interference with and/or damage to trees, shrubbery, crops, fences, railroad tracks, overhead structures such as poles, wires, cables, underground structures such as sewers, gas mains, telephone conduits and cables, water mains, drains, service

connections, wires, pipes, conduits, located along, adjacent to, and/or crossing the locations of the work, and that it may be necessary to relocate or reconstruct certain of such structures, improvements, and installations and/or to make repairs to the same by reasons of doing the work herein provided for, and it is therefore particularly and specifically agreed that the Contractor, except as otherwise herein provided, shall do the work necessary for such relocation, reconstruction, and repair and shall bear and pay all of the cost and expense of such relocation, reconstruction, and/or repair of, and all damage done to any and all such pipe line and other structures, improvements, and installations, including service connections, if any, to adjacent property, existing at the date of the execution of the contract and/or existing, during the period of the work to be done under the contract, which may be interfered with, damaged, and/or necessarily relocated, reconstructed, or repaired in the performance of the work herein provided for, including the restoration and resurfacing of unpaved portions of public streets and alleys, rights-of-way, easements, and private property damaged or disturbed by the work, the same to be restored to as good condition as the same existed at the time of the commencement of any such work or relocation.

It is further agreed that the owners of any structures, improvements, installations, referred to in the preceding paragraph shall have the right to do the work or any part thereof necessary for the relocation, reconstruction, replacement, repair, and other work required by reason of any interference with and/or damage to such structures, improvements, installations, due to the prosecution of the work and upon completion of such work by them done, said owners may render bills to the Contractor for the cost and expense thereof, which bills shall be paid by the Contractor, without extra compensation therefore from the City, upon demand by said owners, or upon demand made by the City upon the Contractor for the payment thereof.

6.7 RESPONSIBILITY FOR DAMAGE CLAIMS

The Contractor agrees to indemnify and save harmless the City of Aurora, their agents, and employees from and against all loss and expenses (including costs and attorneys' fees) by reason of liability imposed by law or claims made upon the City of Aurora for damages because of bodily injury, including death at any time resulting therefrom sustained by any person or persons or on account of damage to property, including loss of use thereof, arising out of or in consequence of the performance of this work, whether such claims or injuries to persons or damage to property be due to the negligence of the Contractor, his Subcontractors or the City of Aurora.

The Contractor shall assume total risk and shall be responsible for any and all damages or losses caused by or in any way resulting from the work and provide all insurance necessary to protect and save harmless the City of Aurora and its employees. Said insurance shall include contractual liability equal to the limits hereinafter set forth.

The Contractor agrees to purchase a policy of insurance, which shall include the City of Aurora as an additional insured or provide separate coverage for the City with an owner's protective policy. All Insurance provided by Contractor, extending to owner as additional insurance, shall be primary and insurance maintained by owner shall be excess and not contributing with Contractor's insurance. The minimum amounts of insurance shall be as follows, except that no restrictions on occurrence limits will be permitted:

Bodily Injury Liability

Property Damage Liability

Each Occurrence
\$3,500,000

Each Occurrence
\$500,000

Aggregate
\$7,000,000

The coverage and amounts above are minimum requirements and do not establish limits to the Contractor's liability. Other coverage and higher limits may be provided at the Contractor's option and expense.

Owner does not waive its subrogation rights against Contractor and/or any Subcontractor for damages due to losses to owner due to the fault or negligence of the Contractor and/or any Subcontractors during or as a result of the performance of the work.

All such insurance must include an endorsement whereby the insurer agrees to notify the City of Aurora at least

thirty (30) days prior to non-renewal, reduction or cancellation. The Contractor shall cease operations on the project if the insurance is canceled or reduced below the required amount of coverage. All costs for insurance as specified herein will not be paid for separately, but shall be considered as incidental to the contract.

6.8 WORKERS COMPENSATION ACT

The Contractor further agrees to insure his employees and their beneficiaries and to provide the employees and the beneficiaries of any Subcontractor employed from time to time by him on said work, the necessary first-aid, medical, surgical, and hospital services and any compensation provided for in the Workers Compensation Act of the State of Illinois that is or may be in force in the State.

Such insurance shall be placed by said Contractor in a company or association (to be approved by the City and to be accepted by the Council thereof) authorized under the laws of the State of Illinois to insure the liability above specified.

Said Contractor hereby further agrees to indemnify, keep and save harmless said City from all action, proceedings, claims, judgments, awards, and costs, losses, damages, expenses, and attorney's fees which may in any way be brought against said City by reason of any accidental injuries or death suffered by any of his employees or the employees of any Subcontractor employed by him in and about the performance of the work provided for in the contract, and any and all liability resulting thereupon; and said Contractor, in case of any suit, action, or proceeding on account of any or all of the foregoing shall defend the same for and on behalf of said City and indemnify the City therefore and pay the amount of any and all awards and final judgments and/orders rendered and entered therein, together with all loss, costs, damages, attorney's fees, and expenses incurred therein. Said Contractor shall be the sole employer of its employees and workers, and in no way so shall the City be considered a joint employer of same under any circumstance.

6.9 LOCAL BIDDER PREFERENCE

O18-070, amended by O20-029 approved April 28, 2020 defines "Local business" to mean a vendor or contractor who has a valid, verifiable physical business address located within the corporate boundaries of the City of Aurora at least twelve months prior to a bid or proposal opening date, from which the vendor, contractor or consultant operates or performs business on a daily basis, including manufacturing production or distribution. The business must disclose the percentage of workforce in the City of Aurora; be registered with the City of Aurora, if applicable; be subject to City of Aurora taxes (inclusive of sales taxes); be current with property tax payments and sales tax payments; not have any outside cited code violations; not have any outstanding debts to the City of Aurora; have adequately qualified and trained staff to service the bid of interest.

SECTION 7 PROSECUTION AND PROGRESS OF WORK

7.1 SUBLETTING OR ASSIGNMENT OF WORK

If the Contractor sublets the whole or any part of the work to be done under the contract, with or without the written consent of the City, he shall not, under any circumstances, be relieved of his liabilities and obligations. All transactions of the Engineer shall be with the Contractor; Subcontractors shall be recognized only in the capacity of employees or workmen and shall be subject to the same requirements as to character and competence. In case any party or parties, to whom any work under the contract shall have been sublet, shall disregard the directions of the Engineer or his duly authorized representatives, or shall furnish any unsatisfactory work or shall fail or refuse in any way to conform to any of the provisions or conditions of the contract, then in that case, upon the written order of the Engineer, the Contractor shall require said party or parties in default to discontinue work under the contract. Said work shall be corrected or made good and shall be continued and completed by the said Contractor or by such other party or parties as are approved by the Engineer, in the manner and subject to all of the requirements specified in the contract.

7.2 PROSECUTION OF WORK

The Contractor shall begin the work to be performed under the contract no later than ten (10) days after the execution and acceptance of the contract, unless otherwise provided. The work shall be conducted in such a manner and with sufficient materials, equipment and labor as is considered necessary to ensure its completion within the time specified in the contract. The Contractor shall solely be fully responsible for complying with state and local prevailing wage requirements in accordance with its Bidders Certification, and for all wage rate and hour regulations and applications

7.3 GUARANTEE AND MAINTENANCE OF WORK

The Contractor shall guarantee the work to be free from defects of any nature for a period of one year from and after the final acceptance and payment for the work by the City, and the Contractor shall maintain said work and shall make all needed repairs and/or replacements during this one year period which in the judgment of the Council, may be necessary to ensure the delivery of the work to the City in first-class condition and in full conformity with the Plans and specifications therefore, at the expiration of the guarantee period.

7.4 PAYMENT

Basis of Payment

Payment of the CONTRACTOR for performance of the CONTRACT shall be made by the OWNER and shall be based on the value of the installation resulting from the CONTRACTOR's operations.

The cost of all WORK incidental to the completion of the project in accordance with the Plans and Specifications, excepting authorized extra WORK, shall be included in the unit and lump sum prices stated in the CONTRACTOR's accepted Proposal. The amount obtained by the summation of the products of the quantities of WORK performed or the respective unit or lump sum prices for several items listed in the proposal shall be payment in full, except for payment for authorized extra WORK, for delivering the completed project to the OWNER in accordance with the Plans and Specifications.

Submission of Bid Breakdown

Within 10 days after the execution of this CONTRACT, the CONTRACTOR must submit to the ENGINEER in duplicate an acceptable breakdown of the lump sums and unit prices bid for items of the CONTRACT, showing the various operations to be performed under the CONTRACT, and the value of each of such operations, the total of such items to equal the total price bid. The CONTRACTOR shall also submit such other information relating to the bid prices as may be required and shall revise the bid breakdown as directed.

Thereafter, the breakdown may be used for checking the CONTRACTOR's applications for partial payments hereunder but shall not be binding upon the OWNER or the ENGINEER for any purpose whatsoever.

Partial Payments

When not otherwise provided for under the Specifications for an item of WORK or a complete project, and if the rate of progress is satisfactory to the ENGINEER, partial payments will be made the CONTRACTOR by the OWNER during progress of construction. The amount of each partial payment shall be limited to ninety (90) percent (unless otherwise provided in the Instructions to Bidders) of the value of the WORK shown in the Engineer's periodic estimate to have been done and installed in place by the CONTRACTOR subsequent to the time of commencing WORK or of making the last preceding partial payment on account of WORK done. An amount greater than ninety (90) percent of the value of a largely completed project may be paid the CONTRACTOR at the option of the OWNER.

The CONTRACTOR's request for payment shall be in the form of an invoice, submitted to the OWNER through the ENGINEER, setting forth amounts due for WORK completed on payment items set forth in the CONTRACTOR's Proposal, and shall be accompanied by:

- (1) CONTRACTOR's Sworn Statement setting forth the Subcontractors and material suppliers, the amount requested for each of the Subcontractors or material suppliers, and the amount of the subcontract or material to be completed.
- (2) Subcontractor or material suppliers waivers of lien for amounts requested on previous payment requests.
- (3) CONTRACTOR's waivers of lien.

The CONTRACTOR's request will be reviewed by the ENGINEER and if the ENGINEER is in agreement with the value of WORK completed, as requested by the CONTRACTOR, and if the request is accompanied by the CONTRACTOR's Sworn Statement, Subcontractor and material suppliers waiver of lien as stated above, and by the CONTRACTOR's waiver of lien, the ENGINEER will recommend payment to the OWNER.

Partial payment made to the CONTRACTOR by the OWNER for WORK performed shall in no way constitute an acknowledgement of the acceptance of the WORK nor in any way prejudice or affect the obligation of the CONTRACTOR, at his expense, to repair, correct, renew or replace any defects or imperfections in the construction of the WORK under CONTRACT and its appurtenances, nor any damage due or attributable to such defect, damage and the CONTRACTOR shall be liable to the OWNER for failure to correct the same as provided herein.

Payment in full or in part may be withheld for reasons which include but are not limited to: (1) the existence of defective work which is not remedied; (2) the existence of third party claims filed or reasonable evidence indicating probable filing of such claims; (3) the failure of the CONTRACTOR to make payments properly to Subcontractors or for labor, materials or equipment; (4) the existence of reasonable evidence that the WORK cannot be completed for the unpaid balance of the contract sum; (5) damage to the OWNER; (6) the existence of reasonable evidence that the WORK will not be completed within the CONTRACT time, and that the unpaid balance will not be adequate to cover actual or liquidated damages for the anticipated delay; or, (7) persistent failure to carry out the work in accordance with the contract documents. If within a reasonable time not to exceed 45 days CONTRACTOR has not remedied any condition for which payment in full has been withheld, then OWNER may make such payments as OWNER deems necessary to remedy such situation from said funds withheld and pay the balance to CONTRACTOR, or if, sums are still due to remedy the situation, CONTRACTOR will remit any balances due to OWNER within 10 days of notice of same.

ACCEPTANCE AND FINAL PAYMENT

Whenever the CONTRACT shall have been completely performed on the part of the CONTRACTOR, and all parts of the WORK have been approved by the ENGINEER and accepted by the OWNER, including the resolution of all matters of dispute, a final estimate showing the value of the WORK will be prepared by the ENGINEER as soon as the necessary measurements and computations can be made, all prior estimates upon which payments have been made being approximate only and subject to corrections in the final payments.

The CONTRACTOR shall submit a final payment request showing the total quantities completed for the entire project and all previous payouts. This payment request shall be accompanied by a sworn affidavit listing all Subcontractors and material suppliers and the total payments to each. Final Waivers of Lien from the Subcontractors and material suppliers as well as the CONTRACTOR shall also be furnished at this time.

A final payment including all amounts of money shown by the final estimate to be due the CONTRACTOR shall be made by the OWNER as soon as practicable after the final acceptance of the WORK, provided the CONTRACTOR has furnished the OWNER satisfactory evidence that all sums of money due for labor, materials, apparatus, fixtures or machinery furnished for the purpose of performing the Contract have been paid or that the person or persons to whom the same may respectively be due have consented to such final payment.



**Illinois Department
of Transportation**

**Local Agency
Proposal Bid Bond**

RETURN WITH BID

Route Various
County Kane
Local Agency City of Aurora
Section _____

PAPER BID BOND

WE _____ as PRINCIPAL,

and _____ as SURETY,

are held jointly, severally and firmly bound unto the above Local Agency (hereafter referred to as "LA") in the penal sum of 5% of the total bid price, or for the amount specified in the proposal documents in effect on the date of invitation for bids whichever is the lesser sum. We bind ourselves, our heirs, executors, administrators, successors, and assigns, jointly pay to the LA this sum under the conditions of this instrument.

WHEREAS THE CONDITION OF THE FOREGOING OBLIGATION IS SUCH that, the said PRINCIPAL is submitting a written proposal to the LA acting through its awarding authority for the construction of the work designated as the above section.

THEREFORE if the proposal is accepted and a contract awarded to the PRINCIPAL by the LA for the above designated section and the PRINCIPAL shall within fifteen (15) days after award enter into a formal contract, furnish surety guaranteeing the faithful performance of the work, and furnish evidence of the required insurance coverage, all as provided in the "Standard Specifications for Road and Bridge Construction" and applicable Supplemental Specifications, then this obligation shall become void; otherwise it shall remain in full force and effect.

IN THE EVENT the LA determines the PRINCIPAL has failed to enter into a formal contract in compliance with any requirements set forth in the preceding paragraph, then the LA acting through its awarding authority shall immediately be entitled to recover the full penal sum set out above, together with all court costs, all attorney fees, and any other expense of recovery.

IN TESTIMONY WHEREOF, the said PRINCIPAL and the said SURETY have caused this instrument to be signed by their respective officers this _____ day of _____

Principal

(Company Name)

(Company Name)

By: _____
(Signature and Title)

By: _____
(Signature and Title)

(If PRINCIPLE is a joint venture of two or more contractors, the company names, and authorized signatures of each contractor must be affixed.)

Surety

By: _____
(Signature of Attorney-in-Fact)

(Name of Surety)

STATE OF ILLINOIS,
COUNTY OF _____

I, _____, a Notary Public in and for said county,
do hereby certify that _____

(Insert names of individuals signing on behalf of PRINCIPAL & SURETY)

who are each personally known to me to be the same persons whose names are subscribed to the foregoing instrument on behalf of PRINCIPAL and SURETY, appeared before me this day in person and acknowledged respectively, that they signed and delivered said instruments as their free and voluntary act for the uses and purposes therein set forth.

Given under my hand and notarial seal this _____ day of _____

My commission expires _____
(Notary Public)

ELECTRONIC BID BOND

☐ **Electronic bid bond is allowed (box must be checked by LA if electronic bid bond is allowed)**

The Principal may submit an electronic bid bond, in lieu of completing the above section of the Proposal Bid Bond Form. By providing an electronic bid bond ID code and signing below, the Principal is ensuring the identified electronic bid bond has been executed and the Principal and Surety are firmly bound unto the LA under the conditions of the bid bond as shown above. (If PRINCIPAL is a joint venture of two or more contractors, an electronic bid bond ID code, company/Bidder name title and date must be affixed for each contractor in the venture.)

--	--	--	--	--	--	--	--	--	--	--	--	--

Electronic Bid Bond ID Code

(Company/Bidder Name)

(Signature and Title)

Date

Bid Number 25-005

BID PROPOSAL FORM

TO: THE HONORABLE MAYOR AND CITY COUNCIL
CITY OF AURORA
44 EAST DOWNER PLACE
AURORA, ILLINOIS 60507

1. Proposal of _____
for the improvement known as the **2025 Sewer Televising Contract, Bid 25-005.**
2. The Plans and specifications for the proposed improvements are those prepared by the City of Aurora Engineering Division and approved by the City Council of Aurora, Illinois.
3. In submitting this proposal, the undersigned declares that the only persons or parties interested in the proposal as principals are those named herein, and that the proposal is made without collusion with any person, firm, or corporation.
4. The undersigned further declares that he has carefully examined the proposals, Plans, specifications, form of contract and contract bond, and special provisions, if any, and that he has inspected in detail the site of the proposed work and that he has familiarized himself with all of the local conditions affecting the contract and detailed requirements of construction, and understands that in making this proposal he waives all right to plead any misunderstanding regarding the same.
5. The undersigned further understands and agrees that if the proposal is accepted, he is to furnish and provide all necessary machinery, tools, apparatus and other means of construction and to do all of the work and to furnish all of the materials and labor required.
6. The undersigned declares that he understands that the quantities mentioned are approximate only, and that they are subject to increase or decrease; that he will take in full payment therefore the amount of the summation of the actual quantities, as finally determined, and multiplied by the unit prices shown in the schedule of prices contained herein.
7. The undersigned agrees that the unit prices submitted herewith are for the purpose of obtaining a gross sum and for use in computing the value of extras and deductions; that if there is a discrepancy between the gross sum bid and that resulting from the summation of the quantities multiplied by their respective unit prices, the latter shall apply.
8. The undersigned agrees that if the City decides to extend or shorten the improvement, or otherwise alter it by extras or deductions, including the elimination of any one or more of the items, as provided in the specifications, he will perform the work as altered, increased or decreased, at the contract unit prices without claim for profits lost as a result of any work or items eliminated by the City of Aurora.
9. The undersigned agrees that the Engineer may, at any time during the progress of the work covered by this contract, order other work or materials incidental thereto, and that all such work and materials as do not appear in the proposal or contract as a specific item accompanied by a unit price, and which are not included under the bid price for other items in this contract, shall be performed as extra work, and that he will accept as full compensation therefore the actual cost plus ten percent (10%), the actual cost to be determined as provided for in the specifications.
10. The undersigned further agrees to execute a contract, a contract bond satisfactory to and in the form prescribed by the City in the penal sum of the full amount of the contract, guaranteeing the faithful performance of the work in accordance with the terms of the contract within **fifteen (15)** days after receiving the notice of award of the contract.

11. The undersigned further agrees to begin work not later than **ten (10)** calendar days after the execution or by the date stated within the contract documents and approval of the contract and contract bond, unless otherwise provided, and to prosecute the work in such a manner and with sufficient materials, equipment, and labor as will ensure its completion within the time limit specified herein, it being understood and agreed that the completion within the time limit is an essential part of the contract.
12. The undersigned agrees to complete the work within the time stipulated in the Special Provisions.
13. All work shall be completed to the satisfaction of the Engineer by the above dates unless the Engineer in accordance with the specifications grants additional time. In case of failure to complete the work within the time named herein, or within such extra time as may have been allowed by extensions, the undersigned agrees that the City shall withhold from such sums as may be due him under the terms of the contract the liquidated damages as set forth in the Standard Specifications, which costs shall be considered and treated not as a penalty, but as damages due the Municipality from the undersigned by reason of inconvenience to the public, added cost of engineering and supervision, and other items which have caused an expenditure of public funds resulting from the failure of the undersigned to complete the work within the time specified in the contract.
14. If this proposal is accepted and the undersigned shall fail to execute a contract and contract bond as required herein, it is hereby agreed that the amount of the check or draft or bidder's bond substituted in lieu thereof shall become the property of the City and shall be considered not as a penalty but as payment of liquidated damages due to delay and other causes suffered by the City because of the failure to execute said contract and contract bond, otherwise said check or draft or bidder's bond substituted in lieu thereof shall be returned to the undersigned.
15. Accompanying this proposal is either a **5% Bid Bond** or a proposal guaranty check, complying with the specifications, made payable to the City Treasurer of the City of Aurora. The amount of the check is \$

16. The undersigned submits herewith his schedule of prices covering the work to be performed under this contract, he understands that he must show in the schedule the unit prices for which he proposes to perform each item of work, that the extensions must be made by him, and that if not so done, his proposal may be rejected as irregular or non-responsive.
17. The undersigned agrees to conform to Section 100 of the Standard Specifications and to Article 107.27 of that section indemnifying and saving harmless the City of Aurora and its officers, agents, and employees. The Contractor shall provide insurance with limits as stated in the Article 6.7 of the *City of Aurora - General Specifications*.
18. The City of Aurora reserves the right to reject any or all of the bids and to waive any and all irregularities and technicalities. The City of Aurora shall either award the project or reject the bids within Sixty (60) calendar days after the bid opening. This time frame may be extended upon mutual agreement of the City and the Bidder.
19. The undersigned of this proposal agrees that he or she has examined all sections of this Proposal, Specifications, and Bidding Documents and hereby understands and accepts the provisions for access, or the lack of access, to the construction site and shall claim no compensation other than the prices as bid for this condition of accessibility.
20. The undersigned further agrees that the unit prices submitted herewith are for the complete item constructed, including all labor, equipment, material and other necessary incidental work.
21. The undersigned agrees to indemnifying and saving harmless the City of Aurora, its officers, agents, employees, and servants by filing with the City, prior to the execution of the contract, copies of completed Certificates of Insurance satisfactory to the City, with the City of Aurora named as co-insured; automobile

liability insurance covering owned, non-owned, and hired vehicles with limits of liability as stated in the City of Aurora - General Specifications Article 6.7.

22. No bid shall be considered unless the party offering it shall furnish evidence satisfactory to the City of Aurora that he has been previously engaged in the quality construction of improvements of the same character as the one herein specified, and that he has the necessary facilities, equipment, experience, and ability and pecuniary resources to fulfill the conditions of the contract
23. No contract will be awarded to any bidder where that bidder or any principal or supervisory personnel of the bidder has been personally involved with another business that has been delinquent or unfaithful in any former contract with the City or where that bidder or any supervisory personnel of the bidder has been personally involved with another business that is a defaulter as surety or otherwise upon obligation to the City.
24. The Illinois Freedom of Information Act (FOIA) has been amended and effective January 1, 2010, adds a new provision to Section 7 of the Act which applies to public records in the possession of a party with whom the City of Aurora has contracted. The City of Aurora will have only a very short period of time from receipt of a FOIA request to comply with the request, and there is a significant amount of work required to process a request including collating and reviewing the information. The undersigned acknowledges the requirements of FOIA and agrees to comply with all requests made by the City of Aurora for public records (as that term is defined by Section 2(c) of FOIA) in the undersigned's possession and to provide the requested public records to the City of Aurora within two (2) business days of the request being made by the City of Aurora. The undersigned agrees to indemnify and hold harmless the City of Aurora from all claims, costs, penalty, losses and injuries (including but not limited to, attorney's fees, other professional fees, court costs and/or arbitration or other dispute resolution costs) arising out of or relating to its failure to provide the public records to the City of Aurora under this agreement.

25. **In submitting this Offer, the Bidder acknowledges that:**

All bid documents have been examined: Instructions to bidders, Specifications and the following addenda:

No. _____, No. _____, No. _____, No. _____, No. _____ (Bidder to acknowledge addenda here).

26. The undersigned submits herewith this **Schedule of Prices** covering the work to be performed under this contract:



**Schedule of Prices
2025 Sewer Televising Contract
Bid 25-005**

Route	Various
County	Kane, Kendall, DuPage, & Will
Local Agency	City of Aurora

RETURN WITH BID

(For complete information covering these items, see plans and specifications)

<u>NO.</u>	<u>ITEM</u>	<u>UNIT</u>	<u>QUANTITY</u>	<u>UNIT COST</u>	<u>AMOUNT</u>
1	Sanitary Sewer Televising, Small Diameter (18" or Smaller)	LF	126,500		
2	Sanitary Sewer Televising, Medium Diameter (21" to 30")	LF	11,500		
3	Sanitary Sewer Televising, Large Diameter (33" or Larger)	LF	30,000		
4	Storm Sewer Televising, Small Diameter (18" or Smaller)	LF	5,000		
5	Storm Sewer Televising, Medium Diameter (21"-30")	LF	1,000		
6	Locate and Televis Sewer Lateral	LF	6,000		
7	Cut Protruding Tap	EA	100		
8	Heavy Sewer Cleaning	HR	50		
9	Items Ordered by Engineer	LSUM	1	\$70,000.00	\$70,000.00
Bidder's Total Proposal for Making Entire Improvements =					



(If an individual)

Signatures

Signature of Bidder _____

Business Address _____

(If a partnership)

Firm Name _____

Signed by _____

Business Address _____

Insert
Names and
Addresses of
All Partners

(If a corporation)

Corporate Name _____

Signed By _____

President

Business Address _____

President _____

Secretary _____

Treasurer _____

Attest: _____

Secretary

BIDDER'S CERTIFICATION

I/We hereby certify that:

- A. A complete set of bid papers, as intended, has been received, and that I/We will abide by the contents and/or information received and/or contained herein.
- B. I/We have not entered into any collusion or other unethical practices with any person, firm, or employee of the City which would in any way be construed as unethical business practice.
- C. I/We have adopted a written sexual harassment policy which is in accordance with the requirements of Federal, State and local laws, regulations and policies and further certify that I/We are also in compliance with all other equal employment requirements contained in Public Act 87-1257 (effective July 1, 1993) 775 ILCS 5/2-105 (A).
- D. I/We are in compliance with the most current "Prevailing Rate" of wages for laborers, mechanics and other workers as required by the State of Illinois Department of Labor.
- E. I/We operate a drug free environment and drugs are not allowed in the workplace or satellite locations as well as City of Aurora sites in accordance with the Drug Free Workplace Act of January, 1992.
- F. The Bidder is not barred from bidding on the Project, or entering into this contract as a result of a violation of either Section 33E-3 or 33E-4 of the Illinois Criminal Code, or any similar offense of "bid rigging" or "bid rotating" of any state or the United States.
- G. I/We will submit with our bid, for all contracts in excess of \$25,000.00, a certificate indicating participation in apprenticeship and training programs approved and registered with the United States Department of Labor.

☐ Contractor shall check the box indicating that a copy of applicable program certification is attached.

- ~~H. I/We have obtained IDOT prequalification as described in Check Sheet LRS6 in the "Supplemental Specifications and Recurring Special Provisions" in the categories appropriate for the type of work proposed for this project.~~

~~☐ Contractor shall check the box indicating that a copy of the IDOT prequalification certification for the appropriate categories is attached.~~

- I. I/We will abide by all other Federal, State and local codes, rules, regulations, ordinances and statutes.
- J. I/We will abide by the "Illinois Preference Act" which requires contractors to use at least 90% Illinois laborers on all public works projects that receive State funds or funds administered by the State during a period of "excessive unemployment" (Employment of Illinois Workers on Public Works Act, 30 ILCS 570/).

COMPANY NAME _____

ADDRESS _____

CITY/STATE/ZIP CODE _____

NAME OF CORPORATE/COMPANY OFFICIAL _____

PLEASE TYPE OR PRINT CLEARLY

TITLE _____

AUTHORIZED OFFICIAL SIGNATURE _____

DATE _____

Subscribed and Sworn to

TELEPHONE (____) _____

Before me this ____ day

FAX No. (____) _____

of _____, 20__

E-MAIL ADDRESS _____

Notary Public

Bid Number 25-005

Apprenticeship or Training Program Certification

Return with Bid

All contractors are required to complete the following certification:

- ☐ For this contract proposal or for all groups in this deliver and install proposal.
- ☐ For the following deliver and install groups in this material proposal:

The City of Aurora policy, adopted in accordance with the provisions of the Illinois Highway Code, requires this contract to be awarded to the lowest responsive and responsible bidder. In addition to all other responsibility factors, this contract or deliver and install proposal requires all bidders to disclose participation in apprenticeship or training programs that are approved by and registered with the United States Department of Labor's Bureau of Apprenticeship and Training, and applicable to the work of the above indicated proposals or groups. Therefore, all bidders are required to complete the following certification:

- I. Except as provided in paragraph III below, the undersigned bidder certifies that it is a participant, either as an individual or as part of a group program, in an approved apprenticeship or training program applicable to each type of work or craft that the bidder will perform with its own employees.
- II. The undersigned bidder, by inclusion in the list in the space below, certifies the official name of each program sponsor holding the Certificate of Registration for all of the types of work or crafts in which the bidder is a participant and that will be performed with the bidder's employees. The list shall also indicate any type of work or craft job category for which there is no applicable apprenticeship or training program available.

- III. Except for any work identified above, any bidder that shall perform all or part of the work of the contract or deliver and install proposal solely by individual owners, partners or members and not by employees to whom the payment of prevailing rates of wages would be required, check the following box, and identify the owner/operator workforce and positions of ownership. ☐

The requirements of this certification and disclosure are a material part of the contract. The bidder is responsible for making a complete report and shall make certain that each type of work or craft job category that will be utilized on the project is accounted for and listed. **The City of Aurora requires a copy of each applicable Certificate of Registration issued by the United States Department of Labor evidencing such participation by the contractor and any or all of its subcontractors be included with the bid in order to qualify to bid on the project.**

Bidder: _____ By: _____
Address: _____ Title: _____
(Signature)



City of Aurora, IL - Local Vendor Preference Application

The business identified below is requesting to be placed on the City of Aurora, Illinois Local Vendor Preference list, in accordance with ordinance O20-029 approved April 28, 2020.

- 1) Date Submitted: _____
- 2) Name of Business: _____
- 3) Address of Local Office: _____
- 4) City, State, Zip: _____
- 5) Company's Web Address: _____
- 6) Phone: _____ Fax: _____
- 7) County your Local Business is Located In: _____

Submitted By (Signature): _____

Print Name and Title: _____

Email Address: _____

Sec. 2-410.-Prequalification; local bidder.

- (a) If an interested business would like to prequalify as a "local business", such a business shall complete and submit the prequalification application along with supporting documentation, as listed below, and the applicable fee as set by the City Council, to the Finance Department:
 - a. Evidence that the business has established and maintained a physical presence in the City of Aurora, by virtue of the ownership or lease of all or a portion of a building for a period of not less than twelve (12) consecutive months prior to the submission of the prequalification application; and
 - b. Evidence demonstrating that the business is legally authorized to conduct business within the State of Illinois and the City of Aurora, and has a business registered to operate in the City if required; and
 - c. Evidence that the business is not a debtor to the City of Aurora. For purposes of this subparagraph, a debtor is defined as having outstanding fees, water bills, sales tax or restaurant/bar tax payments that are thirty (30) days or more past due, or has outstanding weed or nuisance abatements or liens, has failure to comply tickets or parking tickets that are not in dispute as to their validity and are not being challenged in court or other administrative processes.

Back up documentation for (a) a. and (a) b. must accompany this submittal or application will be rejected.

Please note for (a) c. above the City of Aurora will verify internally that your company does not have any outstanding fees. Your company should make sure that to the best of its knowledge all bills are current.

Return completed application, with all required backup documentation to:
City of Aurora, Attn: Purchasing Division, 44 E. Downer Place, Aurora, IL 60507
Or email to: PurchasingDL@aurora.il.us

Do not write below this line: For City of Aurora use ONLY

- (a) a.
- (a) b.
- (a) c.

Date: _____

Approved: _____
Letter Sent: _____

Denied: _____
Initials: _____

STORM SEWER TELEVISION PLAN SETS



PLANS FOR THE PROPOSED

HOYLES AVE & JACKSON ST SEWER SEPARATION AND WATER MAIN REPLACEMENT

HOYLES AVE. FROM 5TH ST. TO JACKSON ST.

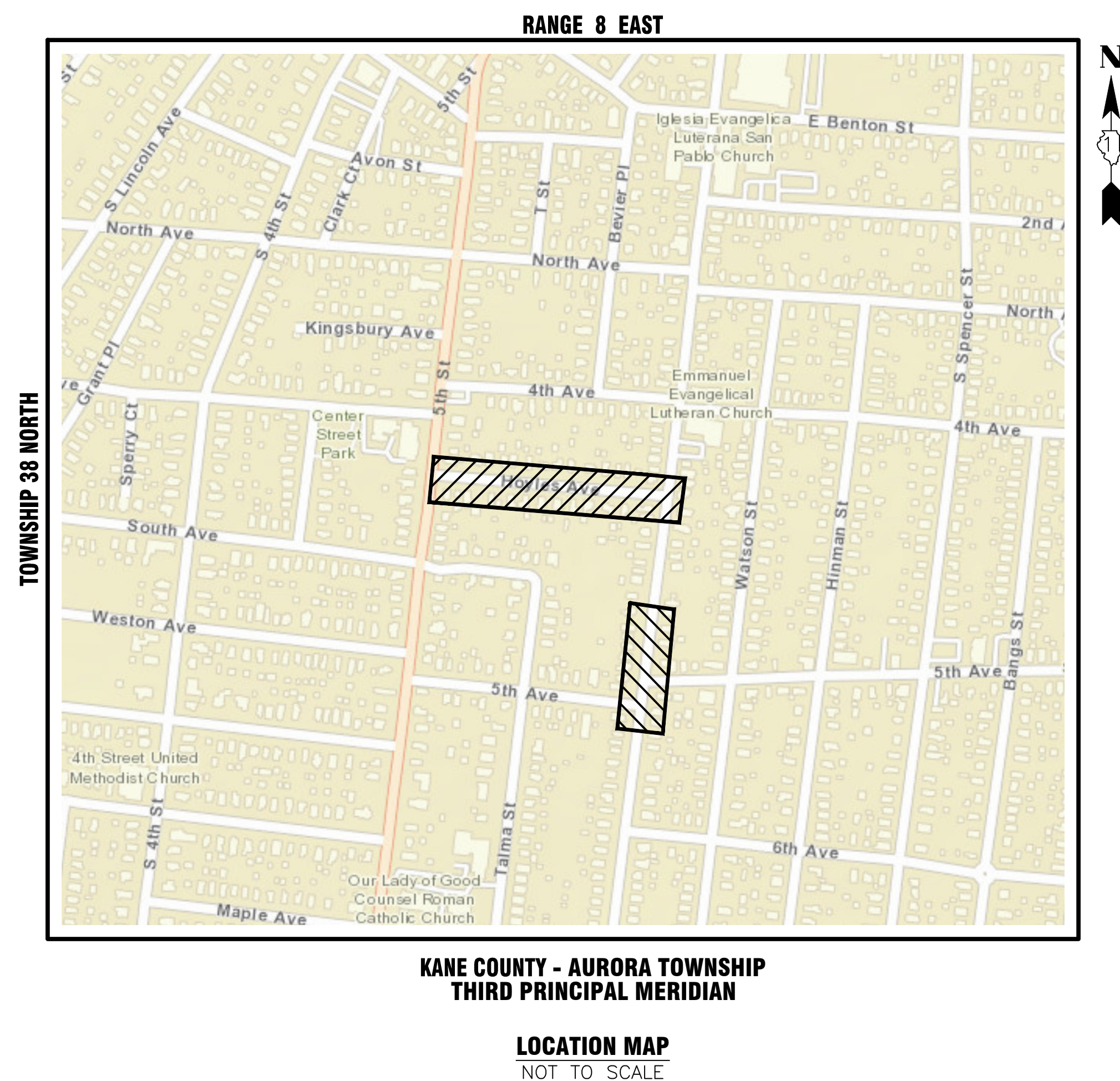
MARCH 2024

GENERALLY LOCATED IN THE N. 1/2 OF SEC 16, T38N, R8E

INDEX OF SHEETS

- | | |
|------|------------------|
| 1 | COVER SHEET |
| 2-4 | PLAN AND PROFILE |
| 5-10 | STANDARD DETAILS |


LEGEND		
	EXISTING	PROPOSED
SANITARY SEWER	—) —	—) —
STORM SEWER	— > —	— > —
WATER MAIN	— W —	— W —
FORCE MAIN	— FM —	— FM —
UNDERDRAIN	— UD —	— UD —
OVERHEAD LINE	— OH —	— OH —
CABLE TV LINE	— CATV —	— CATV —
GAS LINE	— GAS —	— GAS —
TELEPHONE LINE	— T —	— T —
ELECTRIC LINE	— E —	— E —
FENCE	— X —	— X —
MAJOR CONTOUR	— — —	— — —
MINOR CONTOUR	— — —	— — —
HIGH WATER LEVEL	— HWL —	— HWL —
NORMAL WATER LEVEL	— NWL —	— NWL —
PAVEMENT FLOW DIRECTION	~ 882.6	~ 882.6
SPOT ELEVATION	X 882.6 TC	X 882.6 TC
TOP OF CURB ELEVATION	X 882.6 T/F	X 882.6 T/F
TOP OF FOUNDATION ELEVATION	X 882.6 FL	X 882.6 FL
GUTTER ELEVATION	X 882.6 P	X 882.6 P
PAVEMENT ELEVATION	X 882.6 P	X 882.6 P
EDGE OF PAVEMENT	=====	=====
CURB AND GUTTER	=====	=====
RIGHT-OF-WAY	=====	=====
SANITARY MANHOLE	⊙	⊙
SANITARY CLEANOUT	⊙	⊙
STORM MANHOLE	⊙	⊙
CATCH BASIN	⊙	⊙
INLET	⊙	⊙
FLARED END SECTION	⊙	⊙
FIRE HYDRANT	⊙	⊙
VALVE VAULT	⊙	⊙
VALVE BOX	⊙	⊙
STREET LIGHT	⊙	⊙
POWER POLE	⊙	⊙
STREET SIGN	⊙	⊙
ELECTRIC BOX	⊙	⊙
TELEPHONE BOX	⊙	⊙
TELEPHONE MANHOLE	⊙	⊙
B-BOX	⊙	⊙
GAS VALVE	⊙	⊙
TRAFFIC HANDHOLE	⊙	⊙
ELECTRIC HANDHOLE	⊙	⊙
TREE W/ DIAMETER	⊙	⊙
MAILBOX	⊙	⊙
STRUCTURE TO BE REMOVED	⊙	⊙
PLUG EXISTING PIPE	⊙	⊙
UTILITY CROSSING	⊙	⊙
EXPLORATORY EXCAVATION LOCATION	⊙	⊙
SANITARY MANHOLE REHABILITATION NUMBER	⊙	⊙
SOIL BORING LOCATION WITH IDENTIFICATION NUMBER & ELEVATION	⊙	⊙



J.U.L.I.E.
JOINT UTILITY LOCATION INFORMATION FOR EXCAVATION
811 OR 1-800-892-0123

CONSTRUCTION AND MAINTENANCE TO BE IN
ACCORDANCE WITH ALL APPLICABLE REGULATORY
REQUIREMENTS AND STANDARDS

PRINTED BY THE AUTHORITY
OF THE CITY OF AURORA



Nadia L. Schweisthal 03/07/2024
DATE

ILLINOIS REGISTERED PROFESSIONAL

ENGINEER No. 062.070660

LICENSE EXPIRES NOVEMBER 30, 2025

PLANS PREPARED BY:

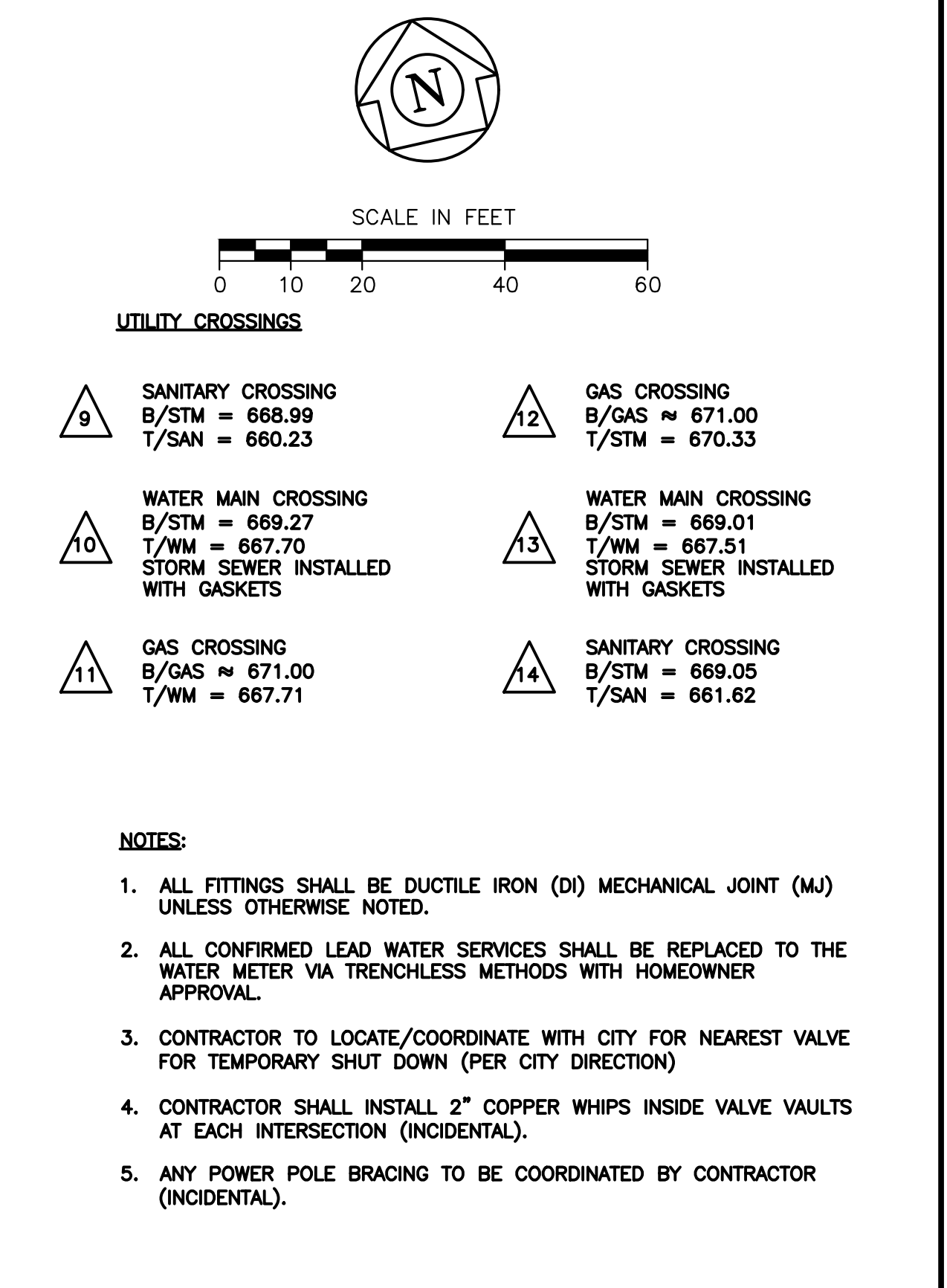
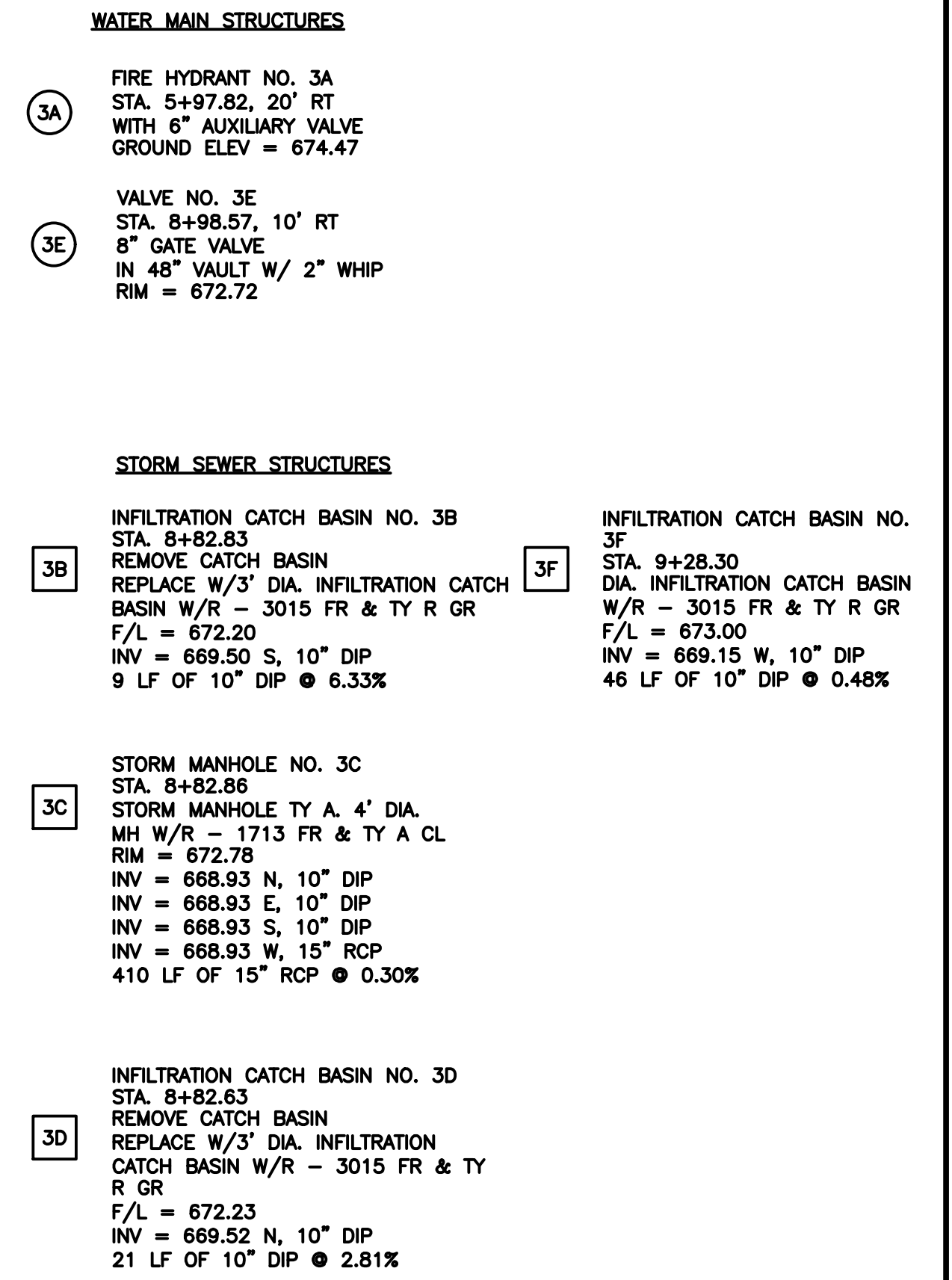
CITY OF AURORA

DEPARTMENT OF PUBLIC WORKS - ENGINEERING DIVISION
77 S. BROADWAY AVE, AURORA, IL 60505

PHONE: 630-256-3200 FAX: 630-256-3229

REVISIONS:

DESIGNED BY: NLS	DRAWN BY: AHB	CHECKED BY: KTM	APPROVED BY: KTM	HORIZ. SCALE: N/A	VERT. SCALE: N/A	DATE: JAN. 2024
------------------	---------------	-----------------	------------------	-------------------	------------------	-----------------





PLANS FOR THE PROPOSED

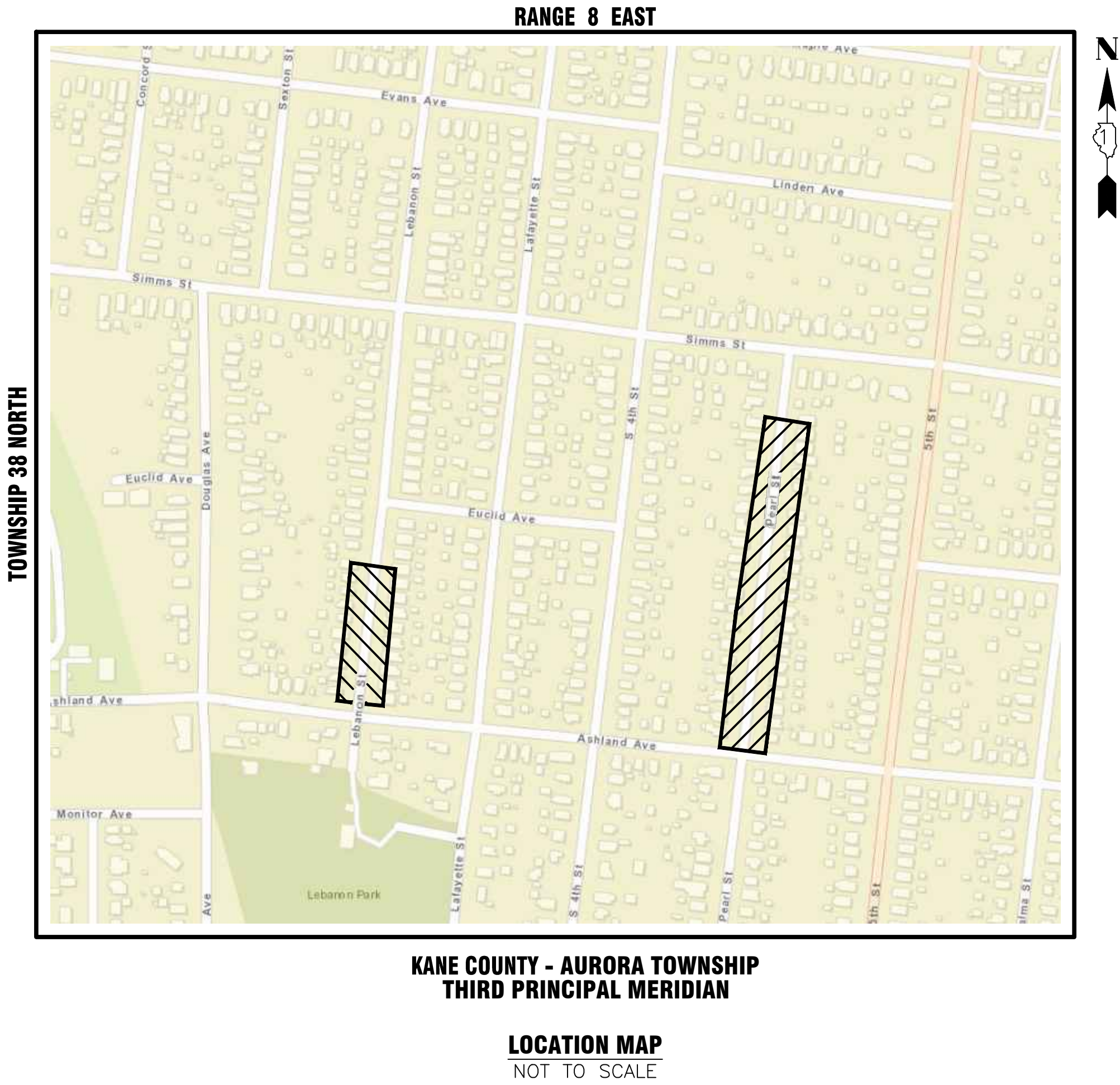
LEBANON ST & PEARL ST SEWER SEPARATION

FROM LEBANON ST. TO PEARL ST.

APRIL 2024

GENERALLY LOCATED IN THE N. 1/2 OF SEC 16, T38N, R8E

LEGEND		
	EXISTING	PROPOSED
SANITARY SEWER	—) —	—) —
STORM SEWER	— > —	— > —
WATER MAIN	— W —	— W —
FORCE MAIN	— FM —	— FM —
UNDERDRAIN	— UD —	— UD —
OVERHEAD LINE	— OH —	— OH —
CABLE TV LINE	— CATV —	— CATV —
GAS LINE	— GAS —	— GAS —
TELEPHONE LINE	— T —	— T —
ELECTRIC LINE	— E —	— E —
FENCE	— X —	— X —
MAJOR CONTOUR	— — —	— — —
MINOR CONTOUR	— — —	— — —
HIGH WATER LEVEL	— HWL —	— HWL —
NORMAL WATER LEVEL	— NWL —	— NWL —
PAVEMENT FLOW DIRECTION	~ 882.6	~ 882.6
SPOT ELEVATION	X 882.6 TC	X 882.6 TC
TOP OF CURB ELEVATION	X 882.6 T/F	X 882.6 T/F
TOP OF FOUNDATION ELEVATION	X 882.6 FL	X 882.6 FL
GUTTER ELEVATION	X 882.6 P	X 882.6 P
PAVEMENT ELEVATION	X 882.6 P	X 882.6 P
EDGE OF PAVEMENT	— — —	— — —
CURB AND GUTTER	— — —	— — —
RIGHT-OF-WAY	— — —	— — —
SANITARY MANHOLE	⊙	⊙
SANITARY CLEANOUT	⊙	⊙
STORM MANHOLE	⊙	⊙
CATCH BASIN	⊙	⊙
INLET	⊙	⊙
FLARED END SECTION	⊙	⊙
FIRE HYDRANT	⊙	⊙
VALVE VAULT	⊙	⊙
VALVE BOX	⊙	⊙
STREET LIGHT	⊙	⊙
POWER POLE	⊙	⊙
STREET SIGN	⊙	⊙
ELECTRIC BOX	⊙	⊙
TELEPHONE BOX	⊙	⊙
TELEPHONE MANHOLE	⊙	⊙
B-BOX	⊙	⊙
GAS VALVE	⊙	⊙
TRAFFIC HANDHOLE	⊙	⊙
ELECTRIC HANDHOLE	⊙	⊙
TREE W/ DIAMETER	⊙	⊙
MAILBOX	⊙	⊙
STRUCTURE TO BE REMOVED	⊙	⊙
PLUG EXISTING PIPE	⊙	⊙
UTILITY CROSSING	⊙	⊙
EXPLORATORY EXCAVATION LOCATION	⊙	⊙
SANITARY MANHOLE REHABILITATION NUMBER	⊙	⊙
SOIL BORING LOCATION WITH IDENTIFICATION NUMBER & ELEVATION	⊙	⊙



INDEX OF SHEETS

- | | |
|------|------------------|
| 1 | COVER SHEET |
| 2-4 | PLAN AND PROFILE |
| 5-10 | STANDARD DETAILS |



J.U.L.I.E.
JOINT UTILITY LOCATION INFORMATION FOR EXCAVATION
811 OR 1-800-892-0123

CONSTRUCTION AND MAINTENANCE TO BE IN
ACCORDANCE WITH ALL APPLICABLE REGULATORY
REQUIREMENTS AND STANDARDS

PRINTED BY THE AUTHORITY
OF THE CITY OF AURORA



Nadia L. Schweisthal 04/15/2024
DATE

STAMP
ILLINOIS REGISTERED PROFESSIONAL

ENGINEER No. 062.070660
LICENSE EXPIRES NOVEMBER 30, 2025

PLANS PREPARED BY:

CITY OF AURORA

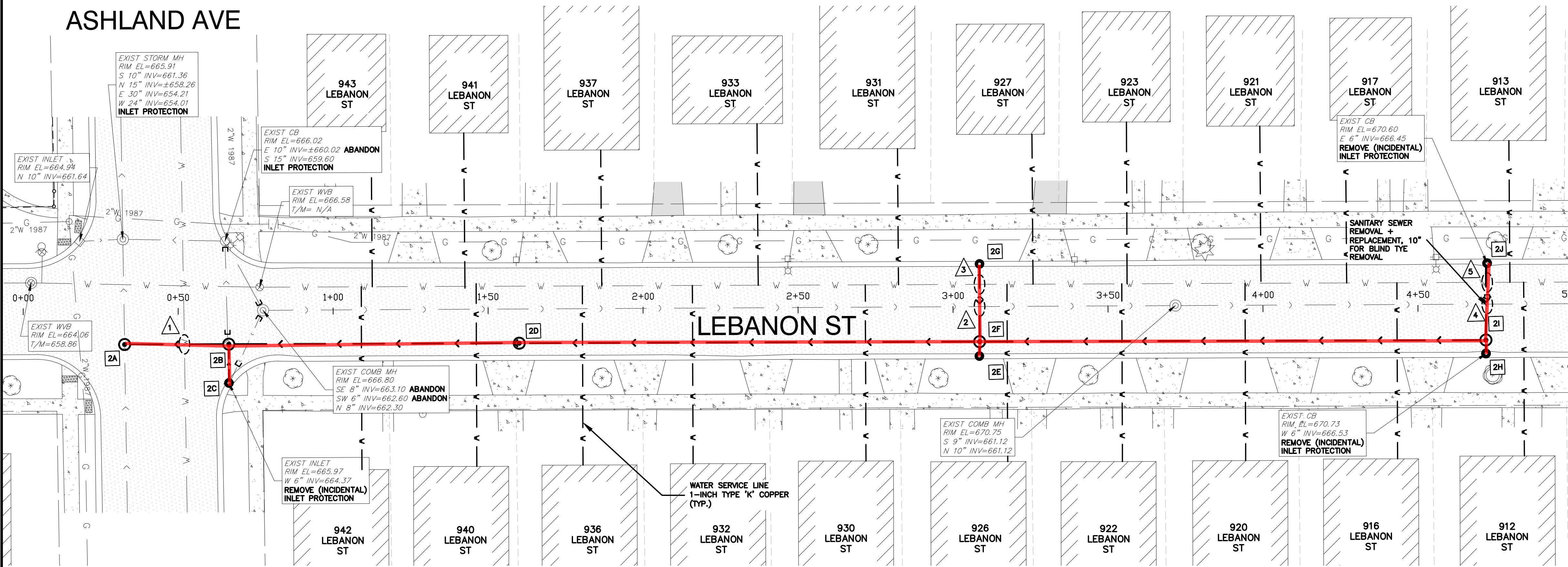
DEPARTMENT OF PUBLIC WORKS - ENGINEERING DIVISION
77 S. BROADWAY AVE, AURORA, IL 60505

PHONE: 630-256-3200 FAX: 630-256-3229

REVISIONS:

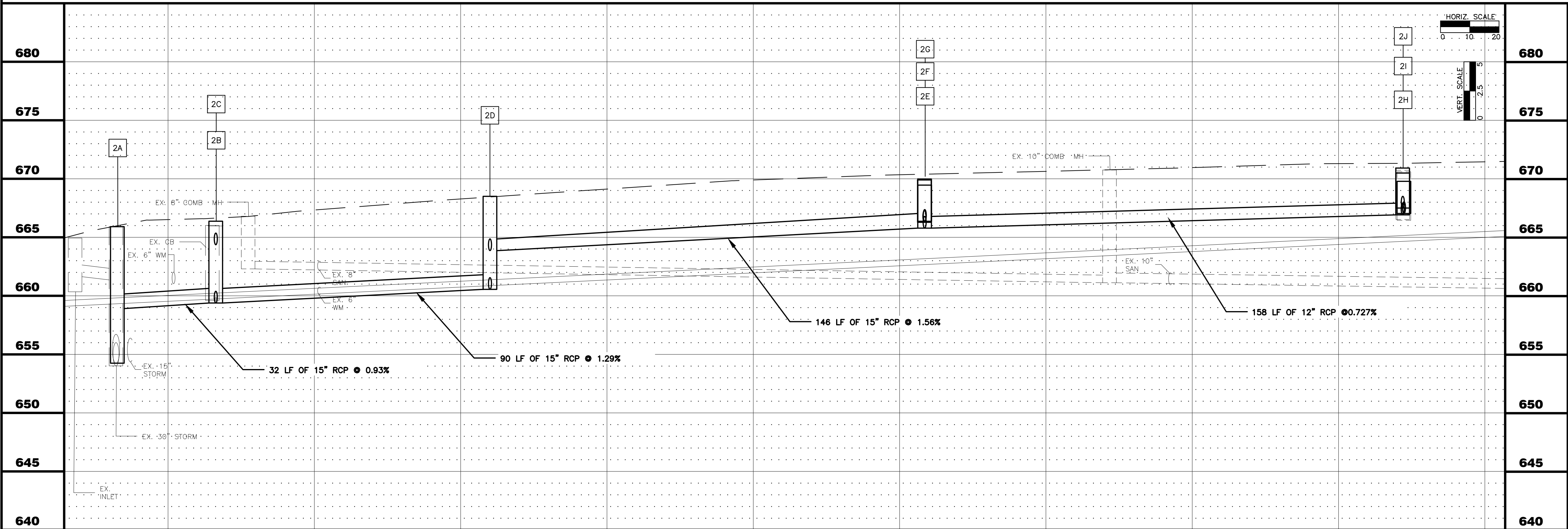
DESIGNED BY: NS	DRAWN BY: AHB	CHECKED BY: KTM	APPROVED BY: KTM	HORIZ. SCALE: N/A	VERT. SCALE: N/A	DATE: JAN. 2024
-----------------	---------------	-----------------	------------------	-------------------	------------------	-----------------

ASHLAND AVE



STORM SEWER STRUCTURES

2A	STORM MANHOLE NO. 2A STA. 0+32.61 STORM MANHOLE DOGHOUSE 6' DIA. CUT OPEN TOP OF 30" RCP AND POUR CONCRETE BENCH MH W/R - 1713 FR & TY A CL RIM = 665.91 INV = 659.10 N, 15" RCP INV = 654.25 E, 30" RCP INV = 654.25 W, 30" RCP	2F	STORM MANHOLE NO. 2F STA. 3+08.55 STORM MANHOLE TY A. 4' DIA. MH W/R - 1713 FR & TY A CL RIM = 669.99 INV = 665.79 N, 12" RCP INV = 665.79 E, 12" RCP INV = 665.79 S, 15" RCP INV = 666.27 W, 12" RCP 146 LF OF 15" RCP @ 1.32%
2B	STORM MANHOLE NO. 2B STA. 0+66.29 STORM MANHOLE TY A. 4' DIA. MH W/R - 1713 FR & TY A CL RIM = 666.37 INV = 659.39 N, 15" RCP INV = 662.12 E, 12" RCP INV = 659.39 S, 15" RCP 32 LF OF 15" RCP @ 1.50%	2G	INFILTRATION CATCH BASIN NO. 2G STA. 3+08.58 REMOVE CATCH BASIN REPLACE W/3' DIA. INFILTRATION CATCH BASIN W/R - 3015 FR & TY R GR F/L = 670.19 INV = 666.37 W, 12" RCP 24 LF OF 12" RCP @ 2.42%
2C	INFILTRATION CATCH BASIN NO. 2C STA. 0+66.29 REMOVE CATCH BASIN REPLACE W/3' DIA. INFILTRATION CATCH BASIN W/R - 3015 FR & TY R GR F/L = 665.97 INV = 662.17, 12" RCP 10 LF OF 12" RCP @ 0.5%	2H	INFILTRATION CATCH BASIN NO. 2H STA. 4+71.92 REMOVE CATCH BASIN REPLACE W/3' DIA. INFILTRATION CATCH BASIN W/R - 3015 FR & TY R GR F/L = 671.00 INV = 667.00 W, 12" RCP 4 LF OF 12" RCP @ 2.0%
2D	STORM MANHOLE NO. 2D STA. 1+60 STORM MANHOLE TY A. 4' DIAMH MH W/R - 1713 FR & TY A CL RIM = 668.50 INV = 663.86 N, 15" RCP INV = 660.56 S, 12" RCP 90 LF OF 15" RCP @ 1.29%	2I	STORM MANHOLE NO. 2I STA. 4+71.92 STORM MANHOLE TY A. 4' DIA. MH W/R - 1713 FR & TY A CL RIM = 670.92 INV = 666.92 E, 12" RCP INV = 660.56 S, 12" RCP INV = 666.92 W, 12" RCP 158 LF OF 12" RCP @ 0.72%
2E	INFILTRATION CATCH BASIN NO. 2E STA. 3+08.47 REMOVE CATCH BASIN REPLACE W/3' DIA. INFILTRATION CATCH BASIN W/R - 3015 FR & TY R GR F/L = 669.90 INV = 666.29 E, 12" RCP 4 LF OF 12" RCP @ 0.50%	2J	INFILTRATION CATCH BASIN NO. 2J STA. 4+71.35 REMOVE CATCH BASIN REPLACE W/3' DIA. INFILTRATION CATCH BASIN W/R - 3015 FR & TY R GR F/L = 670.78 INV = 667.04 E, 12" RCP 24 LF OF 12" RCP @ 0.50%




UTILITY CROSSINGS

1	WATER MAIN CROSSING B/STM = 661.00 T/WM = 659.50	4	SANITARY CROSSING B/STM = 666.80 T/SAN = 661.43
2	SANITARY CROSSING B/STM = 665.86 T/SAN = 662.20	5	WATER MAIN CROSSING B/STM = 666.84 T/WTM = 665.28
3	WATER MAIN CROSSING B/STM = 666.03 T/WM = 664.69		

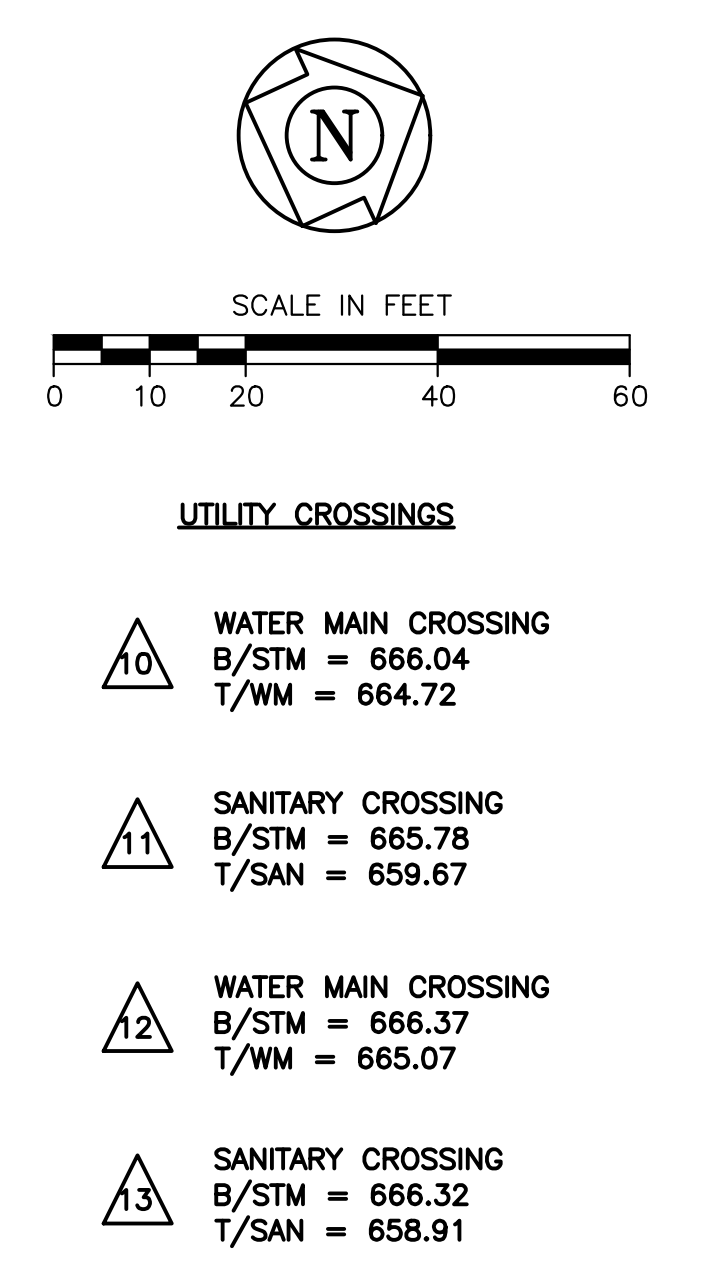
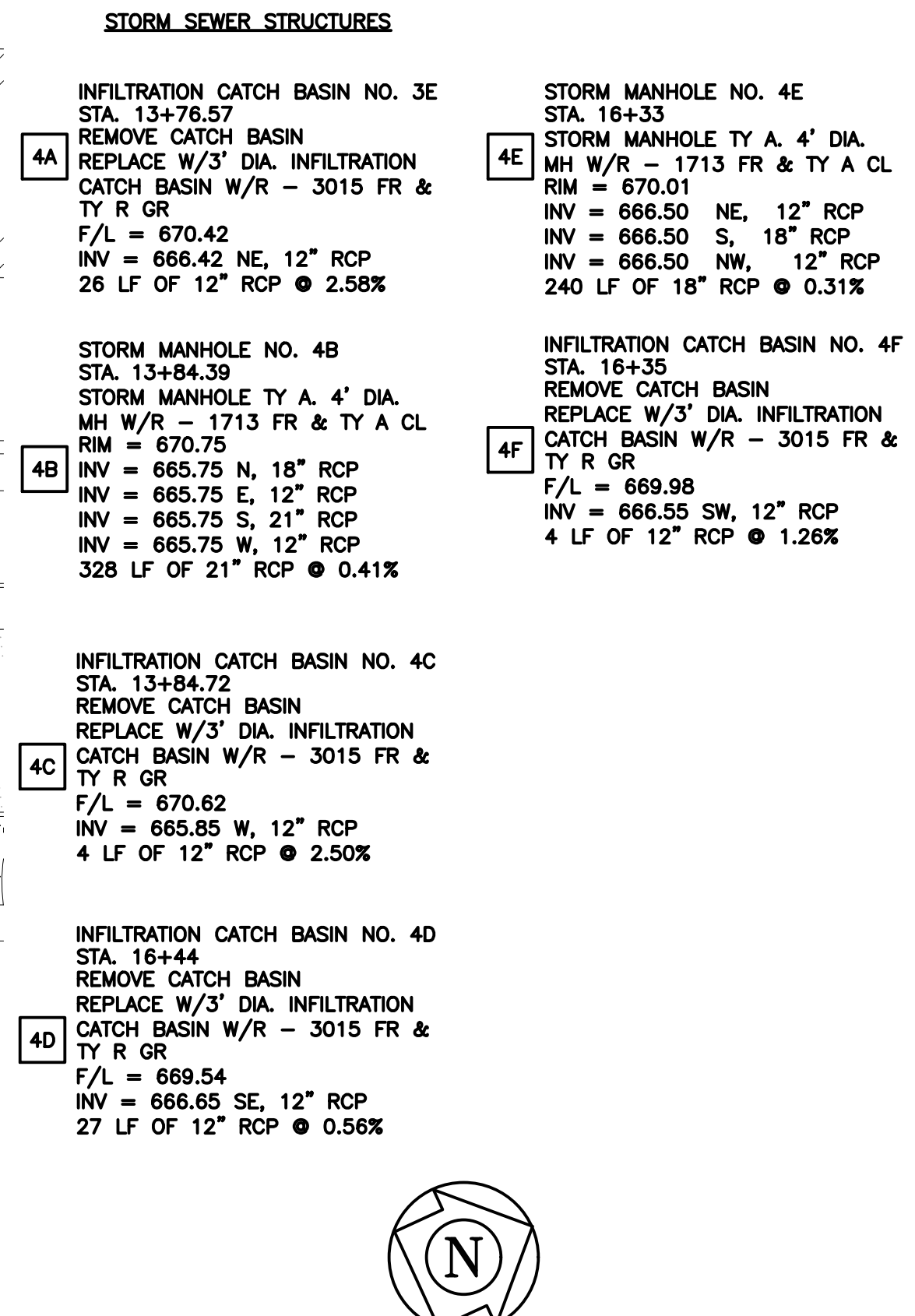
NOTES:

- ALL CONFIRMED LEAD WATER SERVICES SHALL BE REPLACED TO THE WATER METER VIA TRENCHLESS METHODS WITH HOMEOWNER APPROVAL.
- CONTRACTOR TO LOCATE/COORDINATE WITH CITY FOR NEAREST VALVE FOR TEMPORARY SHUT DOWN (PER CITY DIRECTION)
- ANY POWER POLE BRACING TO BE COORDINATED BY CONTRACTOR (INCIDENTAL).

PLOT DATE: 4/15/2024 11:38 AM
FILEPATH: P:\ENGINEERING\CAPITAL IMPROVEMENT PROJECTS\2024 SEWER SEPARATION\LEBANON & PEARL SEWER SEPARATION\LEBANON & PEARL D&P.DWG
LAST SAVED BY: Delraah

	CITY OF AURORA ENGINEERING DIVISION 77 SOUTH BROADWAY AURORA, ILLINOIS 60505	REVISIONS:				PROJECT	SHEET NUMBER 2
			DESIGNED BY: NS	CHECKED BY: KM	SCALE: 1" = 20'	LEBANON ST AND PEARL ST SEWER SEPARATION	
			DRAWN BY: AHB	APPROVED BY: KM	DATE: 2024		SHEET TITLE

LEBANON ST AND PEARL ST SEWER SEPARATION
PLAN & PROFILE -LEBANON - STA. 00+00 TO STA. 5+00



- NOTES:**
1. ALL CONFIRMED LEAD WATER SERVICES SHALL BE REPLACED TO THE WATER METER VIA TRENCHLESS METHODS WITH HOMEOWNER APPROVAL.
 2. CONTRACTOR TO LOCATE/COORDINATE WITH CITY FOR NEAREST VALVE FOR TEMPORARY SHUT DOWN (PER CITY DIRECTION)
 3. ANY POWER POLE BRACING TO BE COORDINATED BY CONTRACTOR (INCIDENTAL).



PLANS FOR THE PROPOSED

MARION AVE., LAFAYETTE ST., AND SEMINARY AVE. SEWER SEPARATION

MARCH 2024

GENERALLY LOCATED IN SEC. 27, T38N, R8E

RANGE 8 EAST



KANE COUNTY - AURORA TOWNSHIP
THIRD PRINCIPAL MERIDIAN

LOCATION MAP
NOT TO SCALE

INDEX OF SHEETS

- 1 COVER SHEET
- 2-6 PLAN AND PROFILE
- 7 - 11 STANDARD DETAILS



J.U.L.I.E.
JOINT UTILITY LOCATION INFORMATION FOR EXCAVATION
811 OR 1-800-892-0123

CONSTRUCTION AND MAINTENANCE TO BE IN
ACCORDANCE WITH ALL APPLICABLE REGULATORY
REQUIREMENTS AND STANDARDS

PRINTED BY THE AUTHORITY
OF THE CITY OF AURORA

PLANS PREPARED BY:

CITY OF AURORA

DEPARTMENT OF PUBLIC WORKS - ENGINEERING DIVISION
77 S. BROADWAY AVE, AURORA, IL 60505

PHONE: 630-256-3200 FAX: 630-256-3229

REVISIONS:


DESIGNED BY: GL	DRAWN BY: SMc, JJ	CHECKED BY: GL	APPROVED BY: KTM	HORIZ. SCALE: N/A	VERT. SCALE: N/A	DATE: MAR. 2024
-----------------	-------------------	----------------	------------------	-------------------	------------------	-----------------

STAMP

ILLINOIS REGISTERED PROFESSIONAL

ENGINEER No.

LICENSE EXPIRES

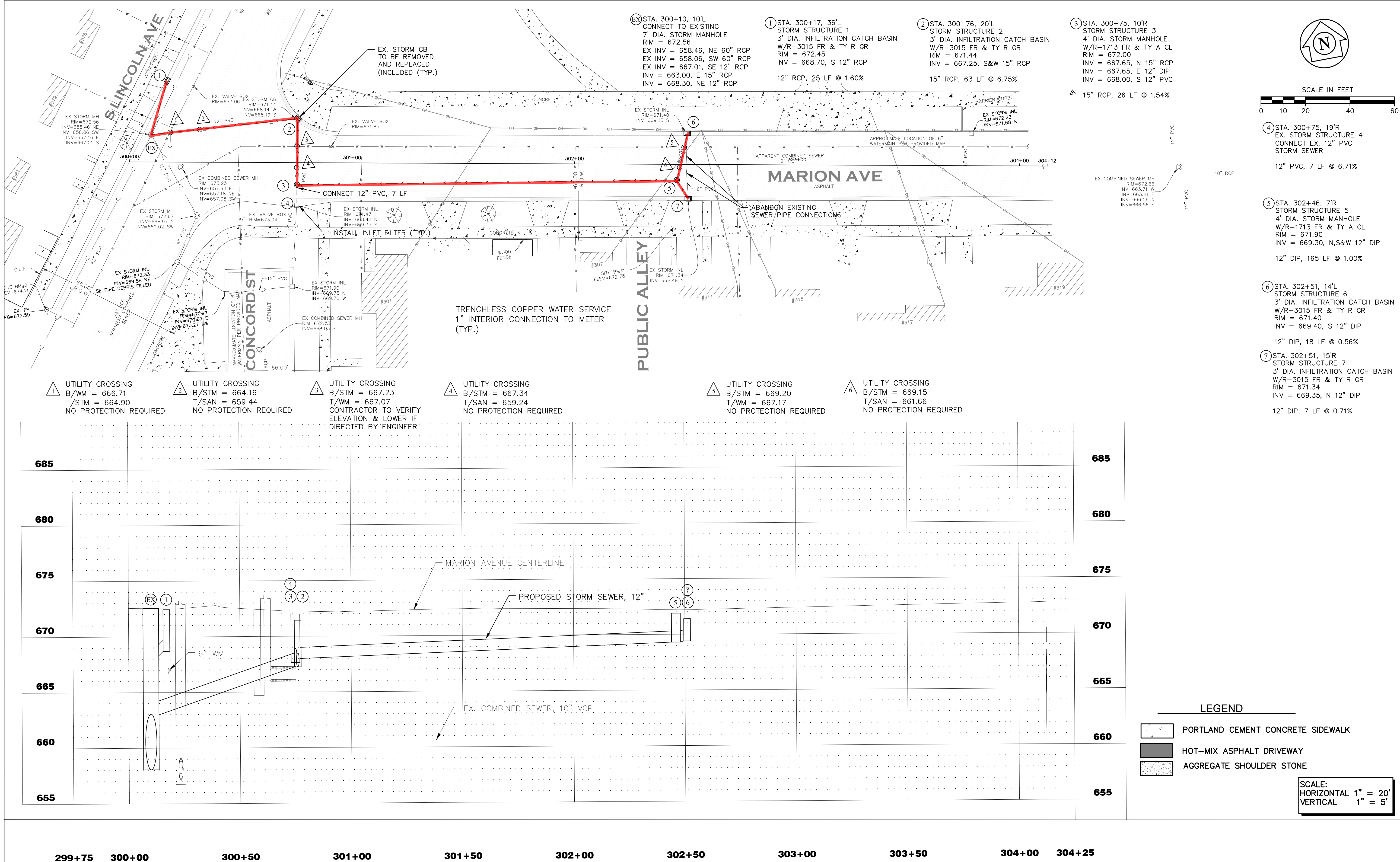



DATE

062.5993


NOVEMBER 30, 2025

PLOT DATE 3/22/2024 3:46 PM LAST SAVED BY tcong
FILEPATH \\C06451\\PUBLIC_WORKS\\ENGINEERING\\CAPITAL IMPROVEMENT PROJECTS\\2024 PROJECTS\\2024 SEWER SEPARATION\\MARION, LAFAYETTE & SEMINARY\\CAD\\MARION, LAFAYETTE, AND SEMINARY SEWER SEPARATION.DWG

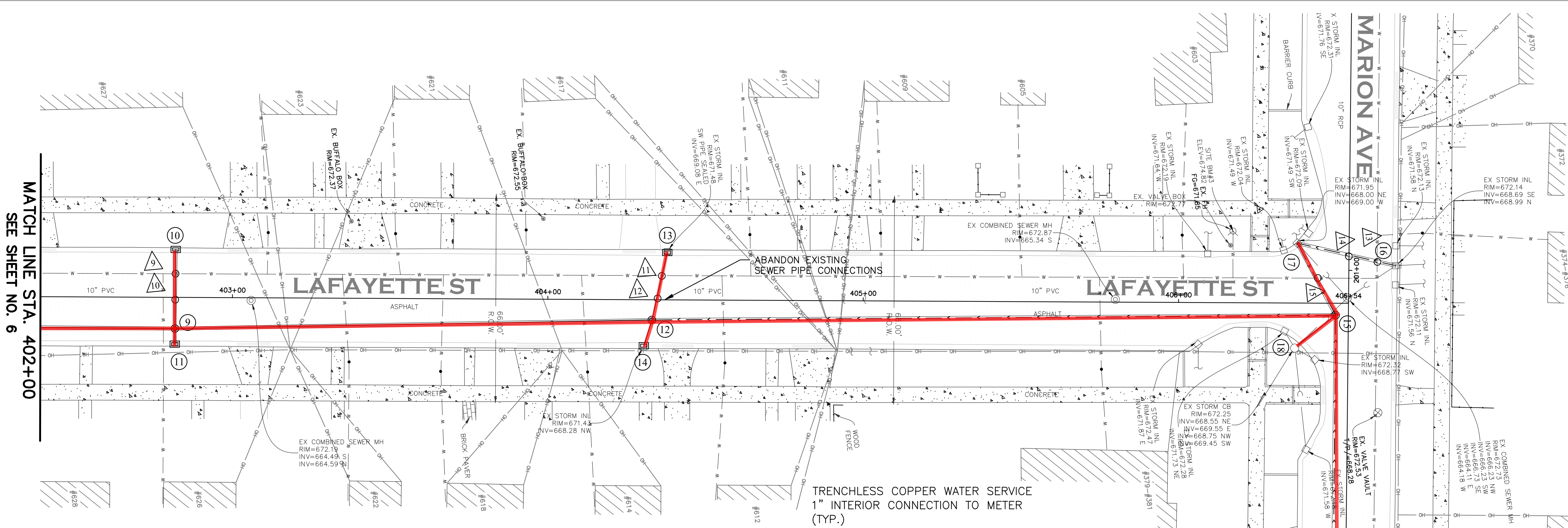


 <div>CITY OF AURORA ENGINEERING DIVISION 77 SOUTH BROADWAY AURORA, ILLINOIS 60505</div>	REVISIONS:					PROJECT	MARION AVE., LAFAYETTE ST., AND SEMINARY AVE. SEWER SEPARATION	SHEET NUMBER	
								2	
		DESIGNED BY:	GL	CHECKED BY:	GL	SCALE:		1" = 20'	
		DRAWN BY:	SMc, JJ	APPROVED BY:	KTM	DATE:		2024	SHEET TITLE
								PLAN AND PROFILE	TOTAL SHEETS
								1	

PLOT DATE 3/22/2024 3:46 PM LAST SAVED BY Ictong
FILEPATH \\C04551\PUBLIC\WORKS\ENGINEERING\CAPITAL IMPROVEMENT PROJECTS\2024 SEWER SEPARATION\MARION, LAFAYETTE & SEMINARY\CAD\MARION, LAFAYETTE, AND SEMINARY SEWER SEPARATION.DWG

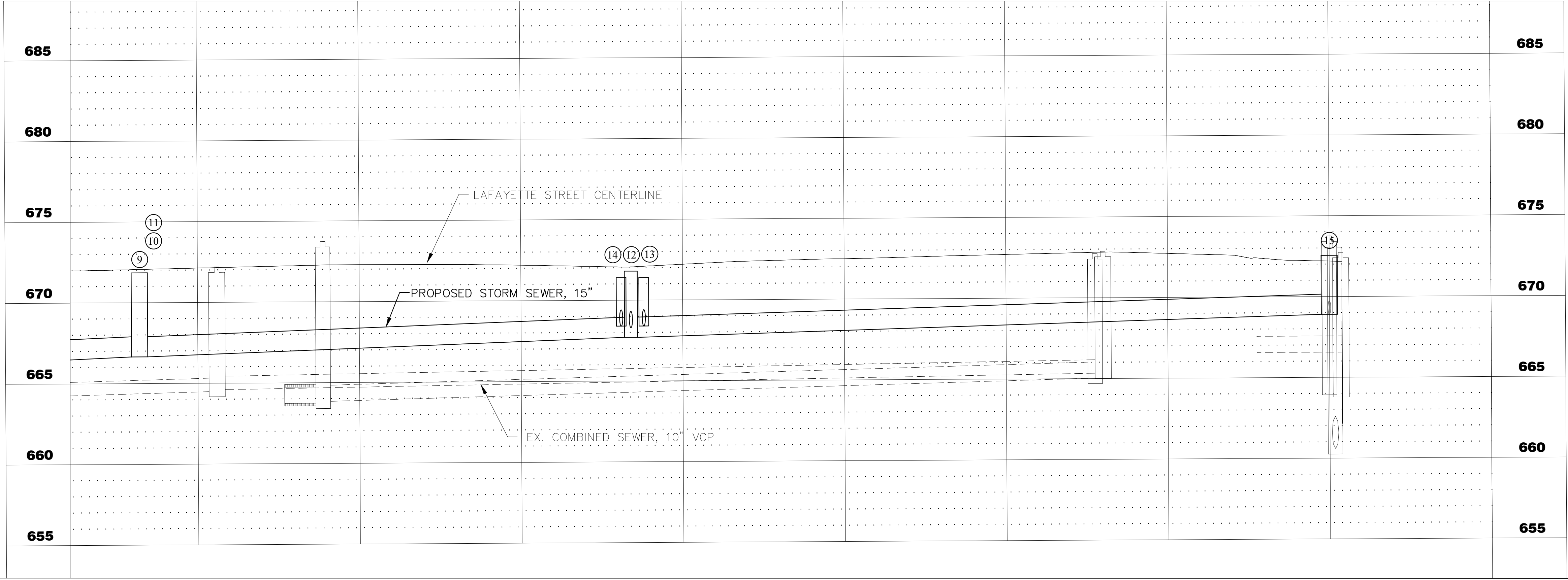


PLOT DATE 3/22/2024 3:47 PM LAST SAVED BY tcong
FILEPATH \\C04551\\PUBLIC\\WORKS\\ENGINEERING\\CAPITAL IMPROVEMENT PROJECTS\\2024 PROJECTS\\2024 SEWER SEPARATION\\MARION, LAFAYETTE & SEMINARY\\CAD\\MARION, LAFAYETTE, AND SEMINARY SEWER SEPARATION.DWG



- 12 STA. 404+34, 4'R
STORM STRUCTURE 12
4' DIA. STORM MANHOLE
W/R-1713 FR & TY A CL
RIM = 671.80
INV = 667.70, N&S 15" RCP
INV = 668.30, E&W 12" RCP
15" RCP, 152 LF @ 0.69%
- 13 STA. 404+38, 15'L
STORM STRUCTURE 13
3' DIA. INFILTRATION CATCH BASIN
W/R-3015 FR & TY R GR
RIM = 671.40
INV = 668.50, E 12" RCP
12" RCP, 20 LF @ 0.50%
- 14 STA. 404+31, 15'R
STORM STRUCTURE 14
3' DIA. INFILTRATION CATCH BASIN
W/R-3015 FR & TY R GR
RIM = 671.40
INV = 668.40, W 12" RCP
12" RCP, 4 LF @ 2.50%
- 15 STA. 405+50, 4'R
STORM STRUCTURE 15
5' DIA. STORM MANHOLE
W/R-1713 FR & TY A CL
RIM = 672.55
INV = 668.90, S 15" RCP
INV = 668.90, SE&SW 10" PVC
15" RCP, 216 LF @ 0.56%

- 9 UTILITY CROSSING
B/STM = 668.30
T/WM = 667.29
NO PROTECTION REQUIRED
- 10 UTILITY CROSSING
B/STM = 668.26
T/SAN = 665.26
NO PROTECTION REQUIRED
- 11 UTILITY CROSSING
B/STM = 668.20
T/WM = 667.30
NO PROTECTION REQUIRED
- 12 UTILITY CROSSING
B/STM = 668.16
T/SAN = 665.86
NO PROTECTION REQUIRED
- 13 UTILITY CROSSING
B/STM = 669.00
T/WM = 668.20
NO PROTECTION REQUIRED
- 14 UTILITY CROSSING
B/STM = 668.95
T/SAN = 664.24
NO PROTECTION REQUIRED
- 15 UTILITY CROSSING
B/STM = 668.84
T/WM = 668.00
NO PROTECTION REQUIRED



- LEGEND
- PORTLAND CEMENT CONCRETE SIDEWALK
 - HOT-MIX ASPHALT DRIVEWAY
 - AGGREGATE SHOULDER STONE

SCALE:
HORIZONTAL 1" = 20'
VERTICAL 1" = 5'



CITY OF AURORA
ENGINEERING DIVISION
77 SOUTH BROADWAY
AURORA, ILLINOIS 60505

REVISIONS:

DESIGNED BY: GL CHECKED BY: GL SCALE: 1" = 20'
DRAWN BY: SMC, JJ APPROVED BY: KTM DATE: 2024

PROJECT

MARION AVE., LAFAYETTE ST., AND SEMINARY AVE. SEWER SEPARATION

SHEET TITLE

PLAN AND PROFILE

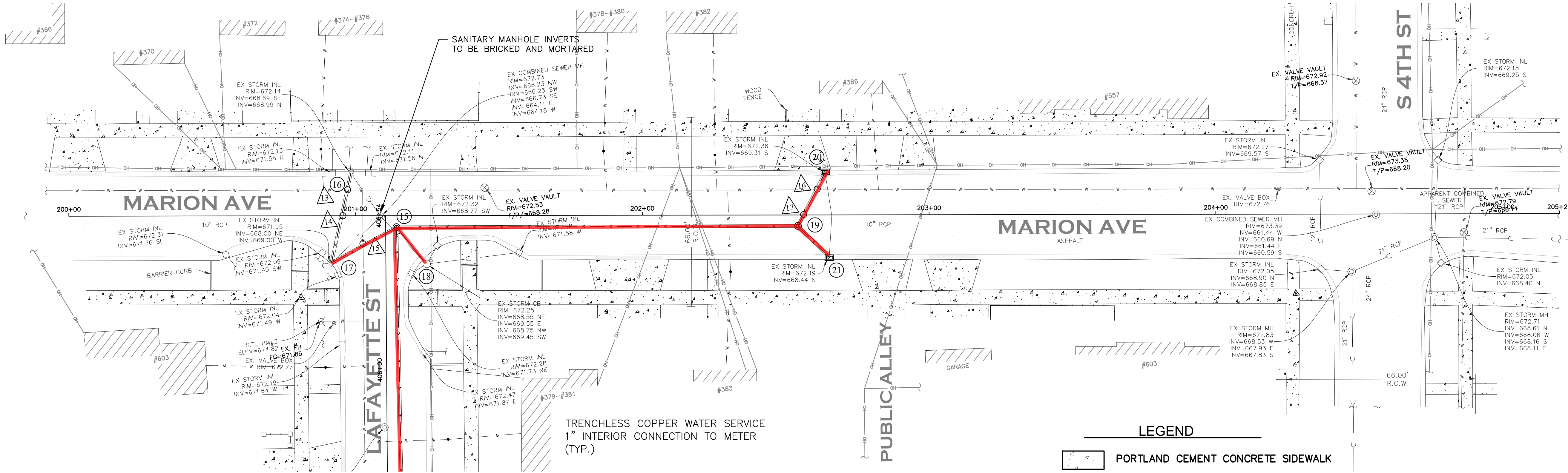
SHEET NUMBER

4

TOTAL SHEETS

11

PLOT DATE 3/22/2024 3:47 PM LAST SAVED BY Ictong
FILEPATH \\C06551\PUBLIC_WORKS\ENGINEERING\CAPITAL IMPROVEMENT PROJECTS\2024 SEWER SEPARATION\MARION, LAFAYETTE & SEMINARY\CAO\MARION, LAFAYETTE, AND SEMINARY SEWER SEPARATION.DWG

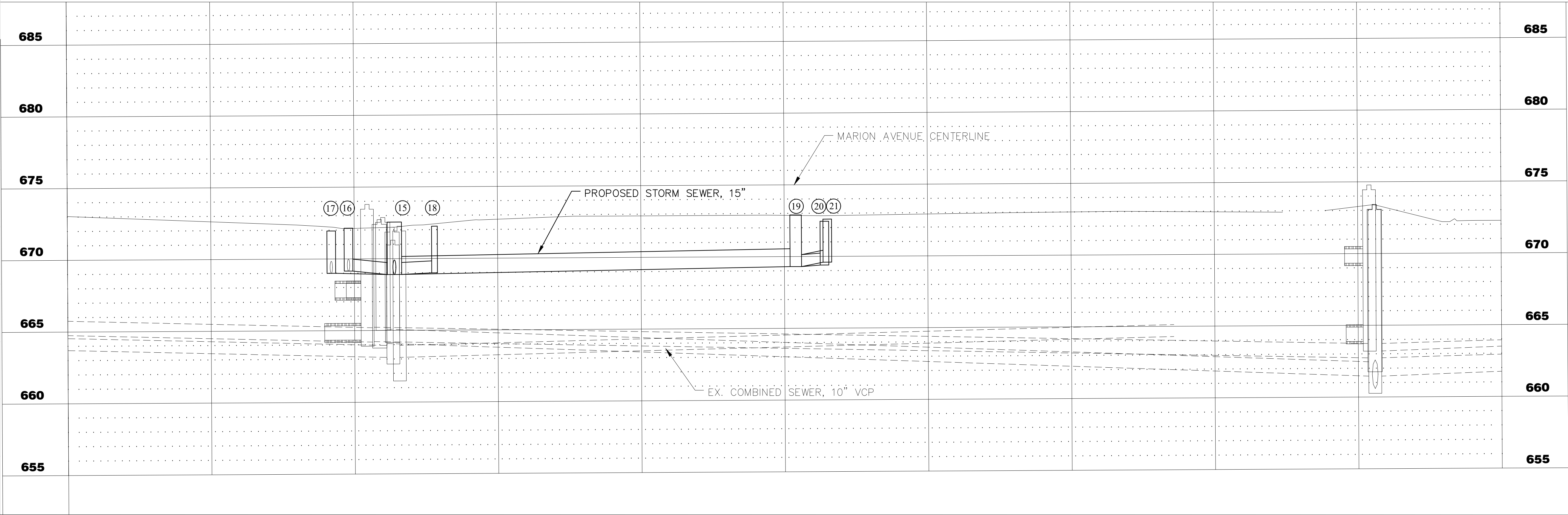


- △13 UTILITY CROSSING
B/STM = 669.00
T/WM = 668.20
NO PROTECTION REQUIRED
- △14 UTILITY CROSSING
B/STM = 668.95
T/SAN = 664.24
NO PROTECTION REQUIRED
- △15 UTILITY CROSSING
B/STM = 668.84
T/WM = 668.00
NO PROTECTION REQUIRED
- △16 UTILITY CROSSING
B/STM = 669.60
T/WM = 668.25
NO PROTECTION REQUIRED
- △17 UTILITY CROSSING
B/STM = 669.43
T/SAN = 663.88
NO PROTECTION REQUIRED

SCALE:
HORIZONTAL 1" = 20'
VERTICAL 1" = 5'


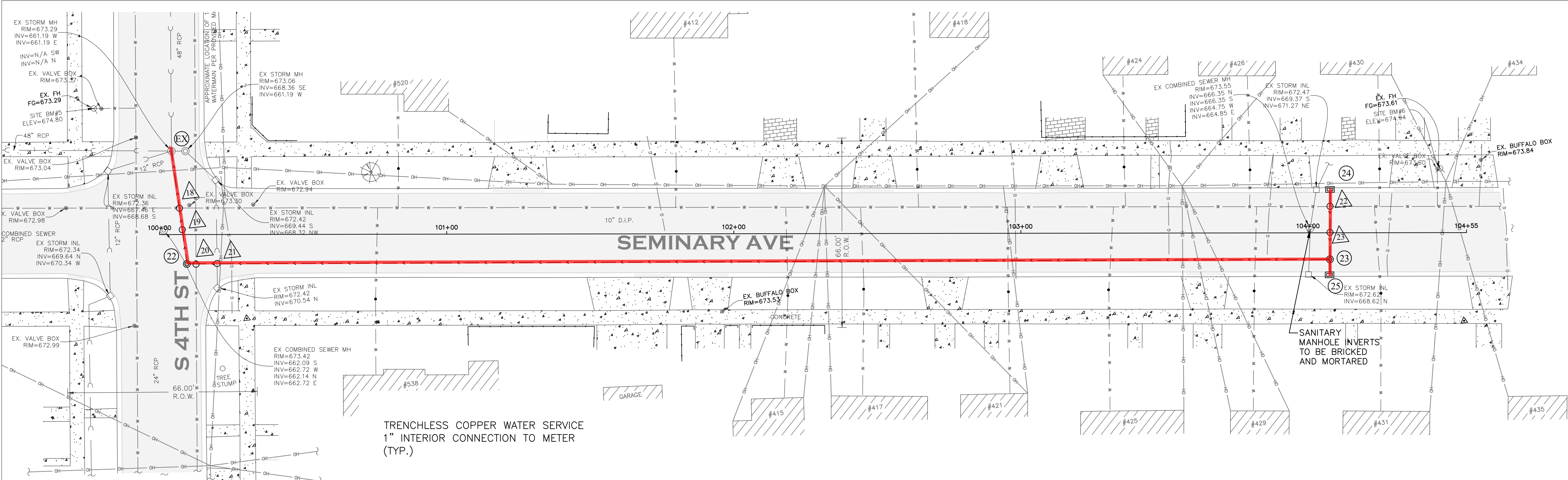
- LEGEND
- PORTLAND CEMENT CONCRETE SIDEWALK
 - HOT-MIX ASPHALT DRIVEWAY
 - AGGREGATE SHOULDER STONE

- 15 STA. 201+14, 4'R
STORM STRUCTURE 15
5' DIA. STORM MANHOLE
W/R-1713 FR & TY A CL
RIM = 672.55
INV = 668.90, S 15" RCP
INV = 668.90, SE&SW 10" PVC
- * 15" RCP, 216 LF @ 0.56%
- 16 STA. 200+98, 15'L
EX. 3' DIA. INFILTRATION CATCH BASIN
RIM = 672.05
INV = 669.15, S 10" PVC
- 10" PVC, 29 LF @ 0.52%
- * 17 STA. 200+92, 16'R
EX. 3' DIA. INFILTRATION CATCH BASIN
RIM = 671.95
INV = 669.00, N&NE 10" PVC
- 10" PVC, 22 LF @ 0.45%
- * 18 STA. 201+28, 11'R
EX. 2' DIA. INFILTRATION CATCH BASIN
RIM = 672.25
INV = 669.00, NW 10" PVC
- 10" PVC, 8 LF @ 1.25%
- 19 STA. 202+54, 4'R
STORM STRUCTURE 19
4' DIA. STORM MANHOLE
W/R-1713 FR & TY A CL
RIM = 672.75
INV = 669.60, NE,SE&W 10" DIP
- 12" DIP, 140 LF @ 0.50%
- 20 STA. 202+64, 15'L
STORM STRUCTURE 20
3' DIA. INFILTRATION CATCH BASIN
W/R-3015 FR & TY R GR
RIM = 672.36
INV = 669.86, SW 12" DIP
- 12" DIP, 17 LF @ 1.52%
- 21 STA. 202+65, 15'R
STORM STRUCTURE 21
3' DIA. INFILTRATION CATCH BASIN
W/R-3015 FR & TY R GR
RIM = 672.20
INV = 669.70, NW 12" DIP
- 12" DIP, 10 LF @ 1.00%
- * = MINOR STRUCTURE
MODIFICATION/CONNECTION



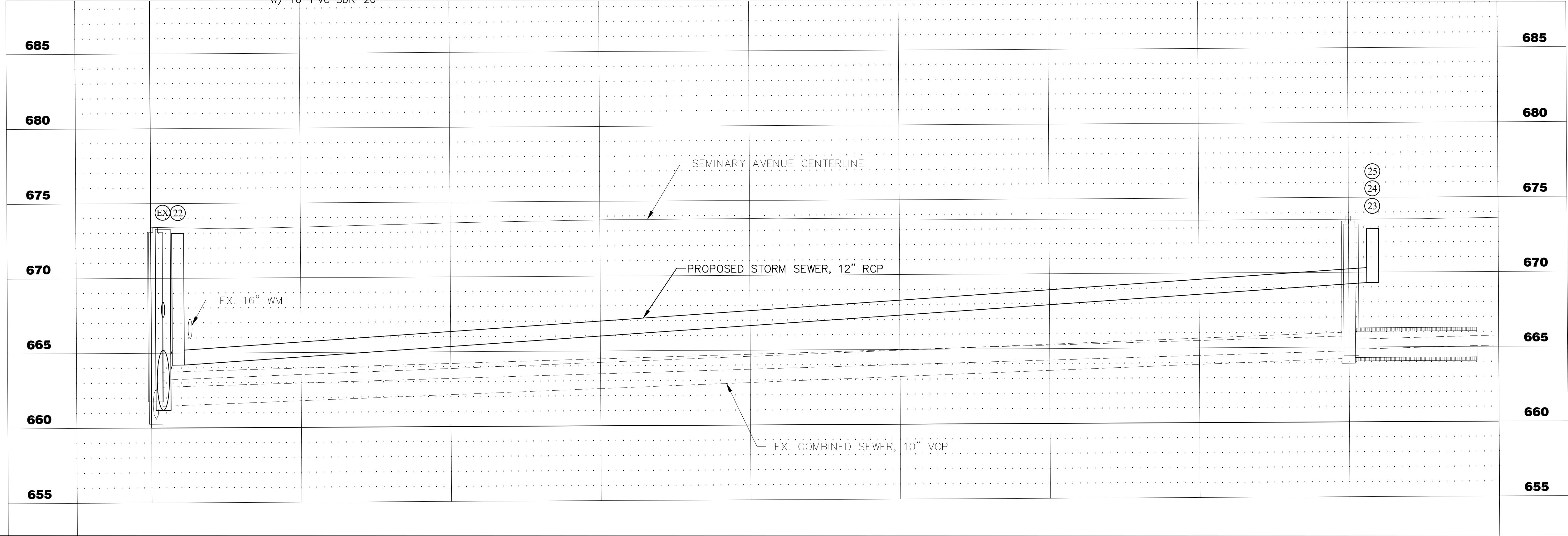
200+00 200+50 201+00 201+50 202+00 202+50 203+00 203+50 204+00 204+50 205+00

PLOT DATE 3/22/2024 3:47 PM LAST SAVED BY Ictong
FILEPATH \\C06551\PUBLIC_WORKS\ENGINEERING\CAPITAL IMPROVEMENT PROJECTS\2024 SEWER SEPARATION\MARION, LAFAYETTE & SEMINARY\CAD\MARION, LAFAYETTE, AND SEMINARY SEWER SEPARATION.DWG



- (EX) STA. 104+04, 29'L
CONNECT TO EX.
5' DIA. STORM MANHOLE
RIM = 673.29
EX INV = 661.19, N,E&W 48" RCP
EX INV = 667.40 SW 12" RCP
INV = 663.90, S 12" RCP
- (22) STA. 100+09, 10'R
STORM STRUCTURE 22
4' DIA. STORM MANHOLE
W/R-1713 FR & TY A CL
RIM = 673.00
INV = 664.20, N,E 12" RCP
- 12" RCP, 40 LF @ 0.86%
- (23) STA. 104+08, 9'R
STORM STRUCTURE 23
4' DIA. STORM MANHOLE
W/R-1713 FR & TY A CL
RIM = 672.90
INV = 669.30 N&W 12" RCP
INV = 669.50 S 12" RCP
- 12" RCP, 392 LF @ 1.30%
- (24) STA. 104+08, 15'L
STORM STRUCTURE 24
3' DIA. INFILTRATION CATCH BASIN
W/R-3015 FR & TY R GR
RIM = 672.45
INV = 669.40, S 12" RCP
- 12" RCP, 21 LF @ 0.48%
- (25) STA. 104+08, 15'R
STORM STRUCTURE 25
3' DIA. INFILTRATION CATCH BASIN
W/R-3015 FR & TY R GR
RIM = 672.60
INV = 669.60, N 12" RCP
- 12" RCP, 1.5 LF @ 6.66%

- (18) UTILITY CROSSING
B/W/M = 667.34
T/STM = 665.22
NO PROTECTION REQUIRED
- (19) UTILITY CROSSING
B/STM = 663.96
T/SAN = 663.73
R&R 10' OF SAN. SEWER
W/ 10" PVC SDR-26
- (20) UTILITY CROSSING
B/W/M = 665.97
T/STM = 665.37
NO PROTECTION REQUIRED
- (21) UTILITY CROSSING
B/STM = 670.13
T/STM = 665.40
NO PROTECTION REQUIRED
- (22) UTILITY CROSSING
B/STM = 669.21
T/W/M = 667.00
NO PROTECTION REQUIRED
- (23) UTILITY CROSSING
B/STM = 669.18
T/SAN = 665.80
NO PROTECTION REQUIRED

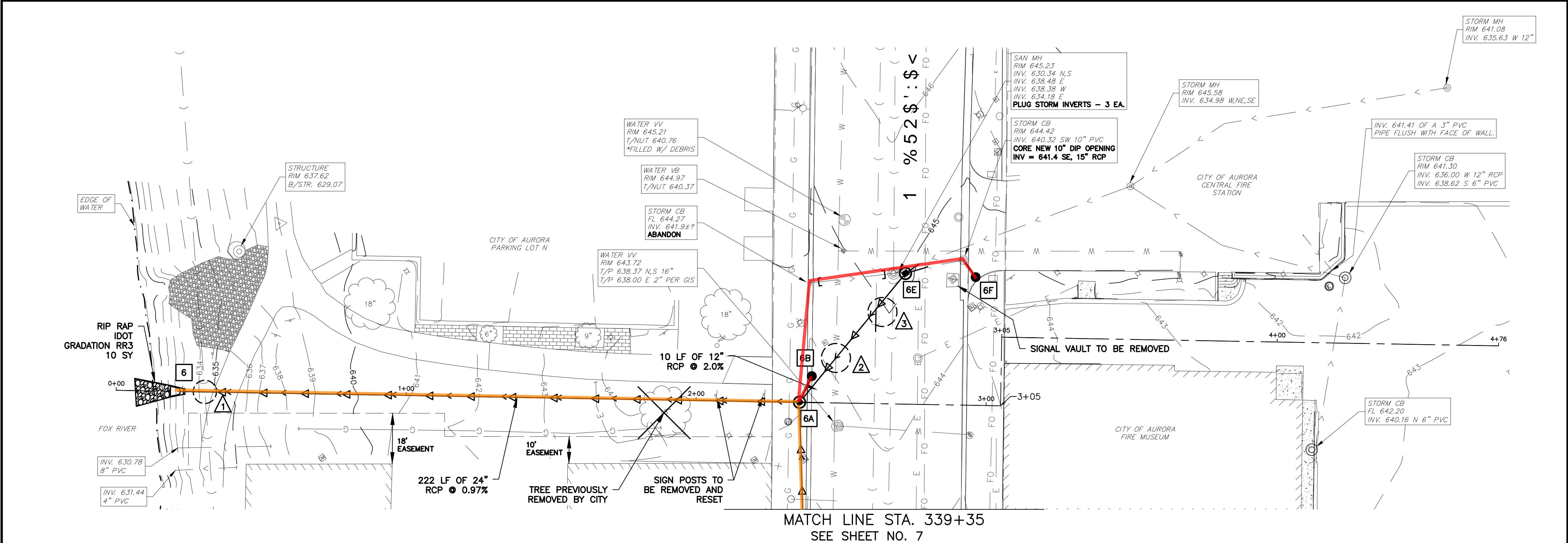


- LEGEND
- PORTLAND CEMENT CONCRETE SIDEWALK
 - HOT-MIX ASPHALT DRIVEWAY
 - AGGREGATE SHOULDER STONE

SCALE:
HORIZONTAL 1" = 20'
VERTICAL 1" = 5'

67\$03		\$7(
,//,12,6 5(*,67(5(' 352)(66,21\$/		
(1*,1((5 1R		
/,&(16((;3,5(6	129(0%(5	

PLOT DATE 8/6/2024 7:04 AM LAST SAVED BY Hppm
FILEPATH P:\ENGINEERING\CAPITAL IMPROVEMENT PROJECTS\2024 SEWER SEPARATION\BROADWAY DOWNTOWN\CAD\FINAL DRAWINGS\PLAN AND PROFILE - BROADWAY SEWER SEPARATION 2024.DWG

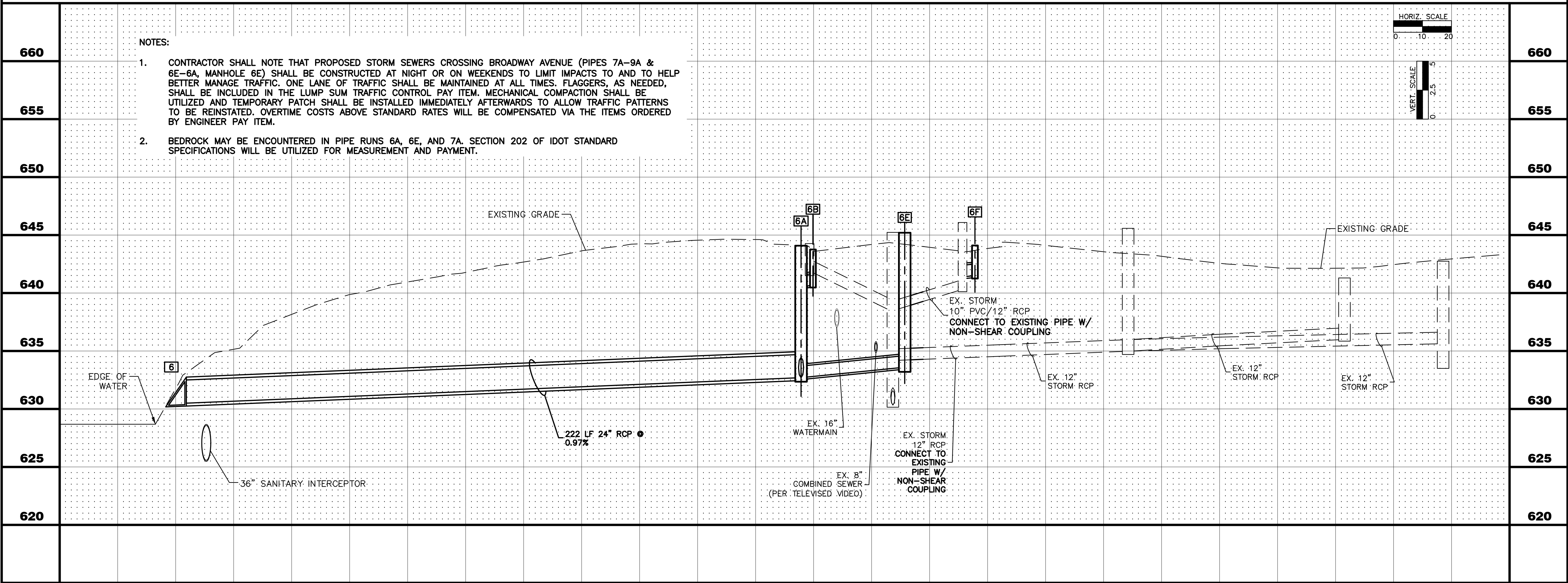



STORM SEWER STRUCTURES

- 6** STORM FES NO. 6
24" RCP W/ GRATE
INV = 630.50
- 6A** STORM MANHOLE NO. 6A
STA. 2+43.9 0' L
TY A MH, 5' DIA.
R-1713 FR & CL
RIM = 643.71
INV = 639.80 NW, 15" RCP
INV = 632.65 NE, 12" RCP
INV = 632.65 S, 21" RCP
INV = 632.65 W 24" RCP
222 LF 24" RCP @ 0.97%
- 6B** STORM CATCH BASIN NO. 6B
STA. 2+39.8 9.1' L
TY C, 2' DIA.
R-3015 FR & TY R GR
F/L = 643.76
INV = 640.00 SE, 15" RCP
10 LF 15" RCP @ 2.0%
- 6E** STORM MANHOLE NO. 6E
STA. 2+71.41 45.1' L
TY A MH, 4' DIA.
R-1713 FR & CL
RIM = 645.20
INV = 638.48 NE, 12" RCP
INV = 634.58 NE, 12" RCP
INV = 633.60 SW, 12" RCP
58 LF OF 12" RCP @ 1.64%
MODIFY EXISTING 12" RCP TO CONNECT
TO NEW STRUCTURE
- 6F** STORM INLET NO. 6F
STA. 2+95.63 44.2' L
TY A, 2' DIA.
R-3015 FR & TY R GR
F/L = 644.10
INV = 641.50 NW, 12" RCP
8 LF OF 15" RCP @ 1.25%

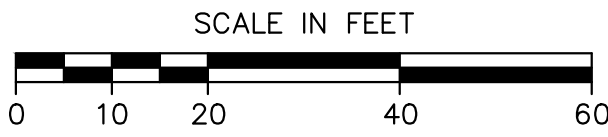

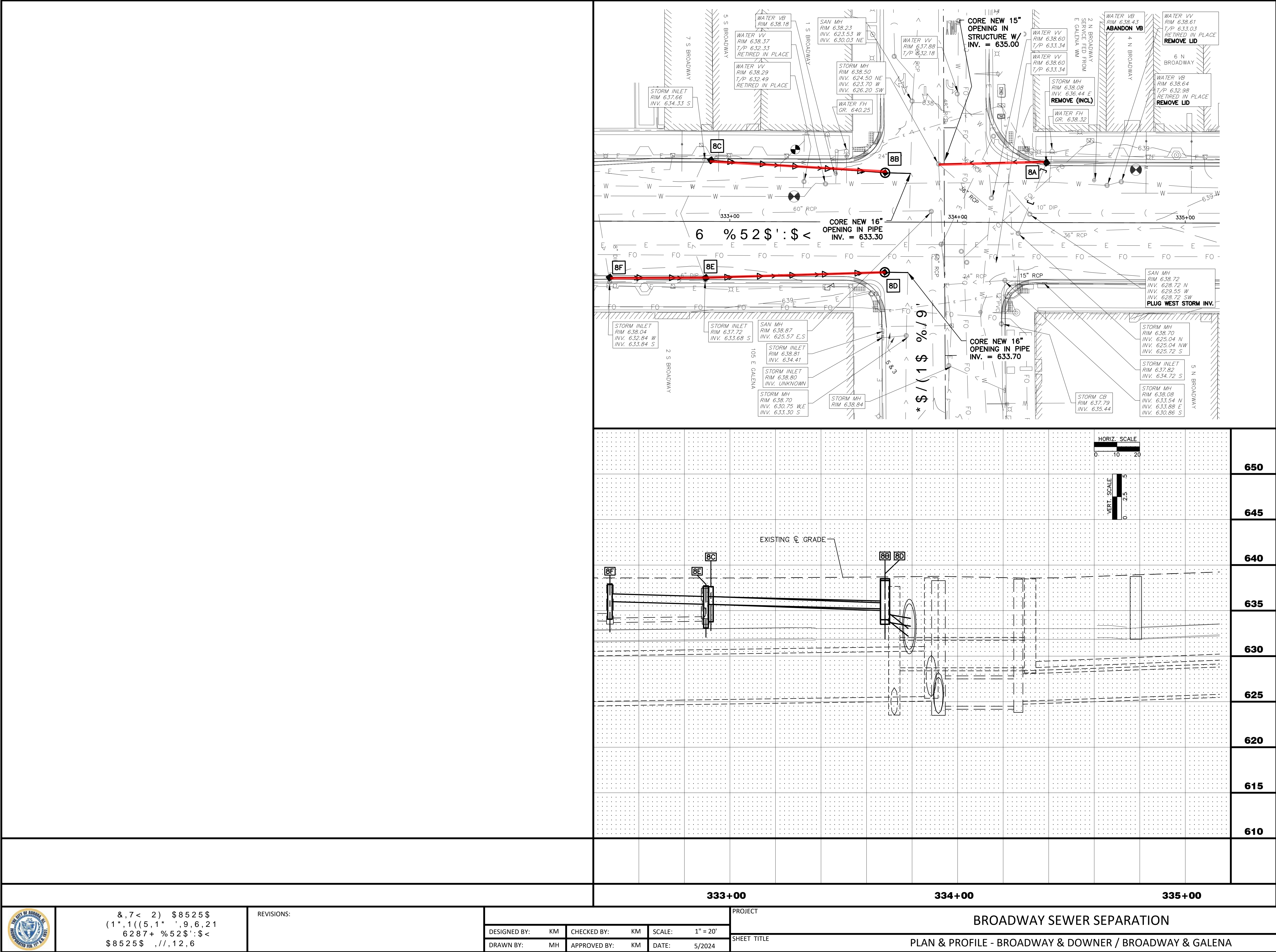
UTILITY CROSSINGS

- 1** PIPE CROSSING
B/STM = 630.40
T/SAN = 628.70
- 2** UTILITY CROSSING
B/WM = 637.00
T/STM = 634.40
NO PROTECTION
REQUIRED. WM QUALITY
PROTECTION PROVIDED.
- 3** UTILITY CROSSING
B/SAN = 634.60 >>> R&R 8 LF OF 8"
T/STM = 634.40 W/PVC SDR-26
B/STM = 633.00
T/SAN = 630.90



0+00		1+00		2+00			3+00		4+00		
	&,7< 2) \$8525\$ (1*,1((5,1* ',9,6,21 6287+ %52\$':\$< \$8525\$,//,12,6	REVISIONS:				PROJECT					
			DESIGNED BY: KM CHECKED BY: KM SCALE: 1" = 20'			BROADWAY SEWER SEPARATION					
			DRAWN BY: MH APPROVED BY: KM DATE: 5/2024			SHEET TITLE					
						PLAN & PROFILE - OUTFALL TO FOX RIVER					

PLOT DATE 8/6/2024 7:05 AM LAST SAVED BY Hoppm
FILEPATH P:\ENGINEERING\CAPITAL IMPROVEMENT PROJECTS\2024 SEWER SEPARATION\BROADWAY\CAO\FINAL DRAWINGS\PLAN AND PROFILE - BROADWAY SEWER SEPARATION 2024.DWG



STORM SEWER STRUCTURES

- 8A** STORM INLET NO. 8A
STA. 334+39.0, 26.3' L
TY A, 2' DIA.
W/R-3015 FR & TY R GR
F/L = 638.10
INV = 635.60 S, 15" RCP
47 LF OF 15" RCP @ 1.28%
- 8B** STORM MANHOLE NO. 8B
STA. 333+68.1, 21.6' L
TY A, 4' DIA.
W/R-1713 FR & CL
RIM = 638.30
INV = 634.50 S, 15" RCP
INV = 633.80 N, 16" PVC
10 LF OF 16" PVC SDR-26 @ 5.0%
- 8C** STORM CATCH BASIN NO. 8C
STA. 332+91.7, 26.9' L
TY A, 2' DIA.
W/R-3015 FR & TYP R GR
F/L = 637.70
INV = 635.20 N, 15" RCP
77 LF OF 15" RCP @ 0.91%
- 8D** STORM MANHOLE NO. 8D
STA. 333+68.1, 22.0' R
TY A, 4' DIA.
W/ R-1713 FR & CL
RIM = 638.50
INV = 635.00 S, 15" RCP
INV = 634.20 N, 16" PVC
10 LF OF 16" PVC SDR-26 @ 5%
- 8E** STORM CATCH BASIN NO. 8E
STA. 332+89.5, 24.8' R
TY A, 2' DIA.
W/R-3015 FR & TY R GR
F/L = 637.70
INV = 635.40 N,S 15" RCP
74 LF OF 15" RCP @ 0.54%
- 8F** STORM CATCH BASIN NO. 8F
STA. 332+47.3, 24.8' R
TY A, 2' DIA.
W/R-3015 FR & TY R GR
F/L = 638.10
INV = 635.60 N, 15" RCP
42 LF OF 15" RCP @ 0.48%



&,7< 2) \$8525\$
(1*,1((5,1* ',9,6,2,1
6287+ %52\$':\$<
\$8525\$,//,12,6

REVISIONS:

DESIGNED BY:	KM	CHECKED BY:	KM	SCALE:	1" = 20'
DRAWN BY:	MH	APPROVED BY:	KM	DATE:	5/2024

PROJECT

BROADWAY SEWER SEPARATION

SHEET TITLE

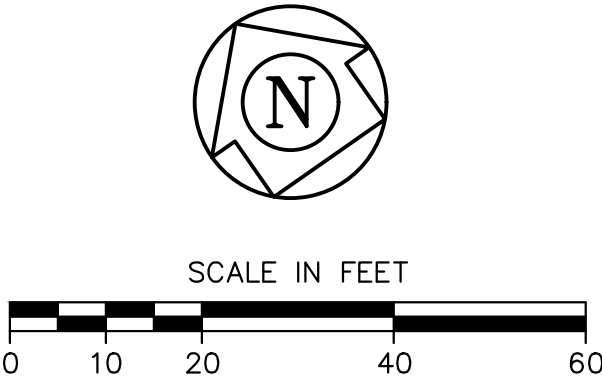
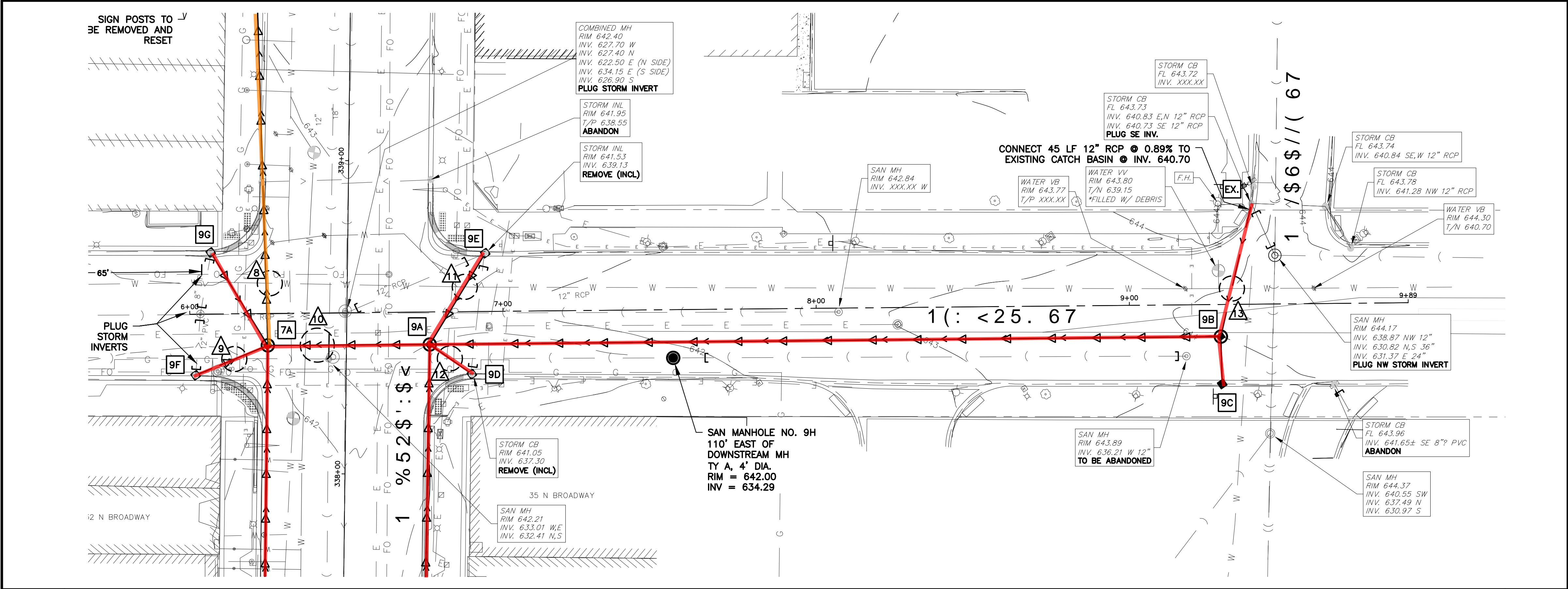
PLAN & PROFILE - BROADWAY & DOWNER / BROADWAY & GALENA

SHEET NUMBER

8

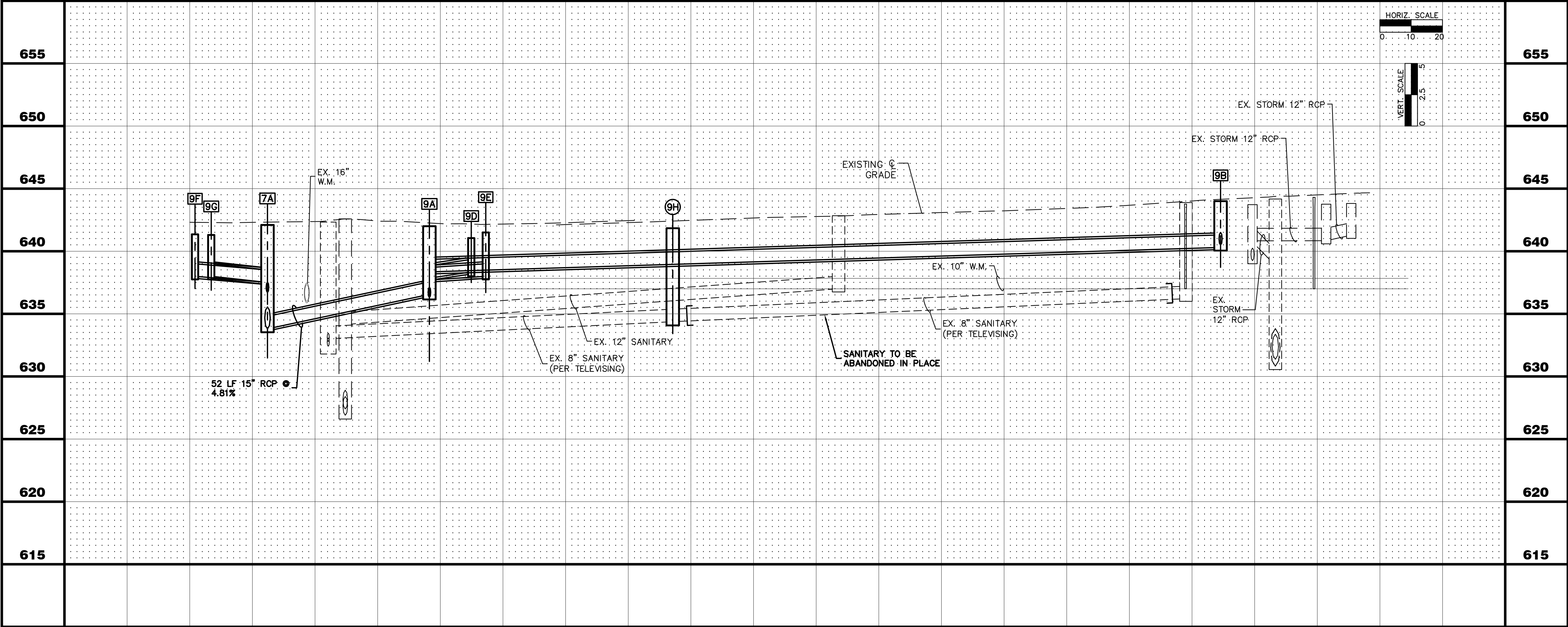
TOTAL SHEETS

17



STORM SEWER STRUCTURES


- 9A** STORM MANHOLE NO. 9A
STA. 6+76.5 10.4' R
TY A, 4' DIA.
W/ R-1713 TY 1 FR & CL
RIM = 642.00
INV = 637.70 NE, 15" RCP
INV = 637.85 SE, 15" RCP
INV = 638.35 E, 15" RCP
INV = 636.30 S, 10" DIP
INV = 636.30 W, 15" RCP
52 LF 15" RCP @ 4.81%
- 9B** STORM MANHOLE NO. 9B
STA. 9+29.1, 10.2' R
TY A, 4' DIA.
W/R-1713 TY 1 FR & CL
RIM = 644.00
INV = 640.50 S, 12" RCP
INV = 640.30 N, 12" RCP
INV = 640.30 W, 15" RCP
250 LF 15" RCP @ 0.78%
- 9C** STORM CATCH BASIN NO. 9C
STA. 9+29.4, 25.4' R
TY A, 2' DIA.
W/R-3015 FR & TYP R GR
F/L = 643.60
INV = 640.50 N, 12" RCP
15 LF 12" RCP @ 0.67%
- 9D** STORM CATCH BASIN NO. 9D
STA. 6+89.9 20.0' R
TY A, 2' DIA.
W/ R-3015 FR & TY R GR
F/L = 641.05
INV = 638.35 NW, 15" RCP
15 LF OF 15" RCP @ 3.33%
- 9E** STORM CATCH BASIN NO. 9E
STA. 6+94.5, 18.6' L
TY A, 2' DIA.
W/R-3015 FR & TY R GR
F/L = 641.50
INV = 638.00 SW, 15" RCP
35 LF OF 15" RCP @ 0.86%
- 9F** STORM CATCH BASIN NO. 9F
STA. 6+01.7, 19.5' R
TY A, 2' DIA.
W/R-3015 FR & TY R GR
F/L = 641.35
INV = 638.00 NE, 15" RCP
25 LF OF 15" RCP @ 2.0%
- 9G** STORM CATCH BASIN NO. 9G
STA. 6+06.9, 19.7' L
TY A, 2' DIA.
W/R-3015 FR & TY R GR
F/L = 641.30
INV = 638.00 SE, 15" RCP
35 LF OF 15" RCP @ 1.43%



UTILITY CROSSINGS

- 8** WATER CROSSING
B/STM = 638.00
T/WM = 636.50
NO PROTECTION REQUIRED
WM QUALITY PIPE PROVIDED
- 9** SANITARY CROSSING
B/STM = 637.60
T/SAN = 634.00
- 10** SANITARY/WATER CROSSING
B/WM = 635.30
T/STM = 635.00
B/STM = 633.80
T/SAN = 633.30
R&R 8 LF OF 12" W/
PVC SDR-26. NO
PROTECTION REQUIRED WM
QUALITY PIPE PROVIDED.
- 11** WATER CROSSING
B/STM = 637.70
T/WM = 636.00
- 12** SANITARY CROSSING
B/STM = 637.70
T/SAN = 634.00
- 13** WATER CROSSING
B/STM = 640.25
T/WM = 638.00
NO PROTECTION REQUIRED
WM QUALITY PIPE PROVIDED.

PLOT DATE 8/6/2024 7:05 AM LAST SAVED BY Hoppm
FILEPATH P:\ENGINEERING\CAPITAL IMPROVEMENT PROJECTS\2024 SEWER SEPARATION\BROADWAY DOWNTOWN\CAD\FINAL DRAWINGS\PLAN AND PROFILE - BROADWAY SEWER SEPARATION 2024.DWG



&,7< 2) \$8525\$
(1*,1((5,1* ',9,6,21
6287+ %52\$':\$<
\$8525\$,//,12,6

REVISIONS:

DESIGNED BY:	KM	CHECKED BY:	KM	SCALE:	1" = 20'
DRAWN BY:	MH	APPROVED BY:	KM	DATE:	3/2024

PROJECT

BROADWAY SEWER SEPARATION

SHEET TITLE

PLAN & PROFILE - SPRING ST. / EAST NEW YORK (WEST)

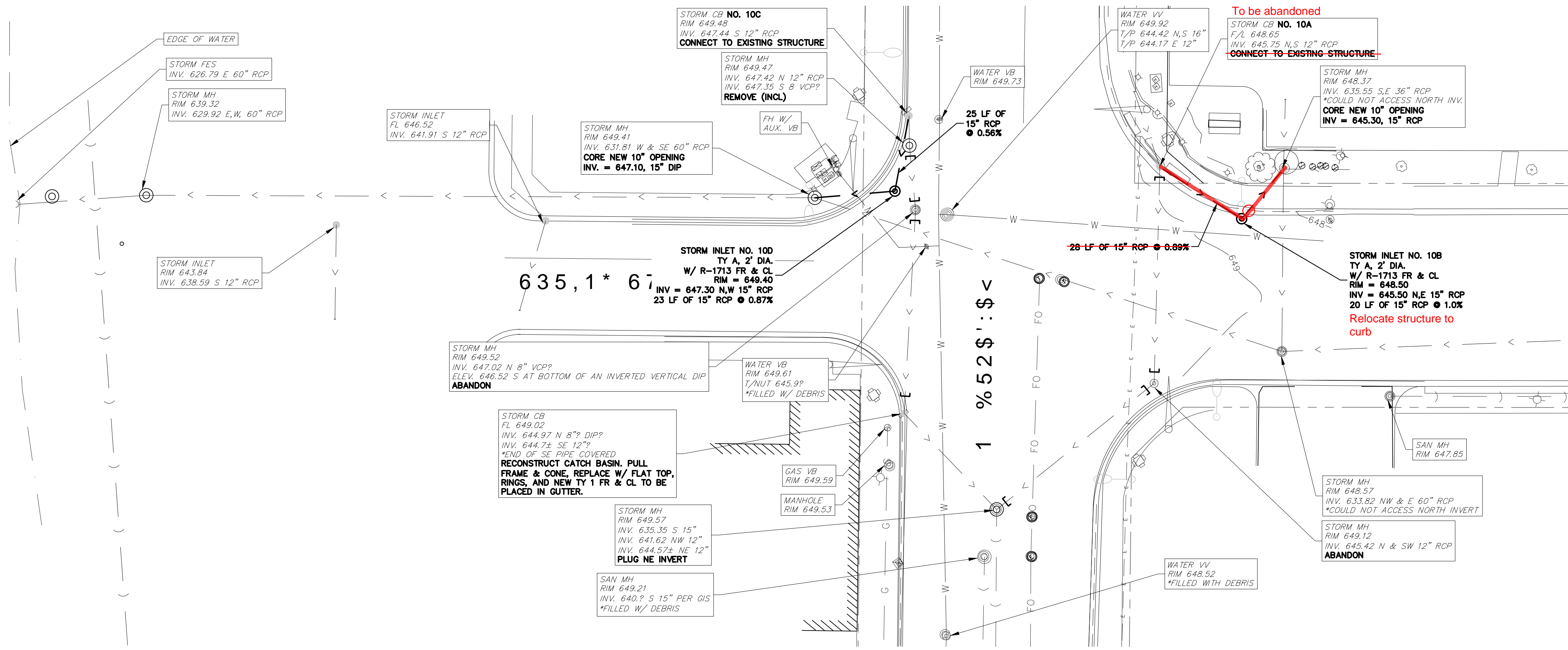
SHEET NUMBER

10

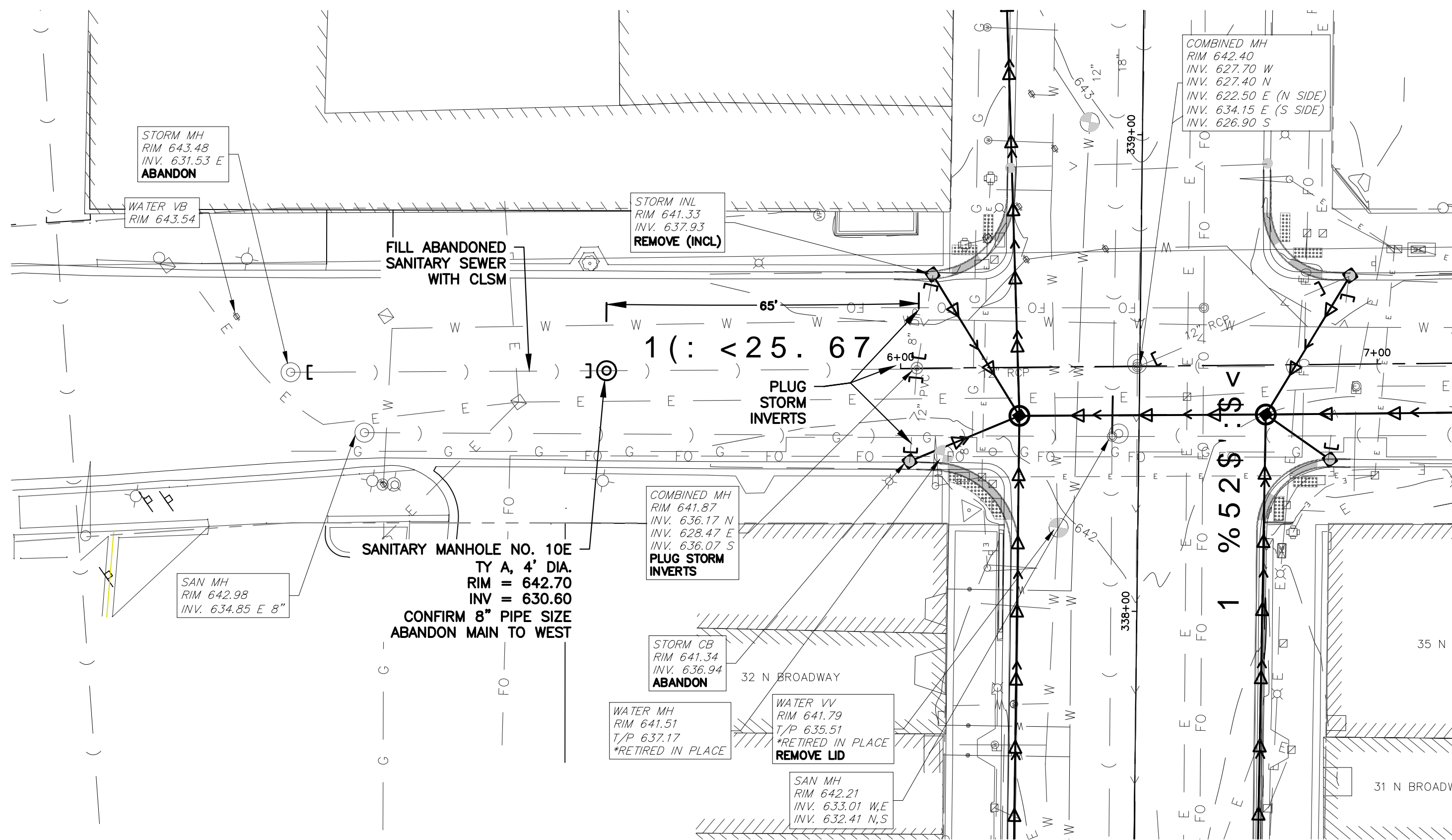
TOTAL SHEETS

17

)2; 5,9(5



Proposed field changes 9/30/24



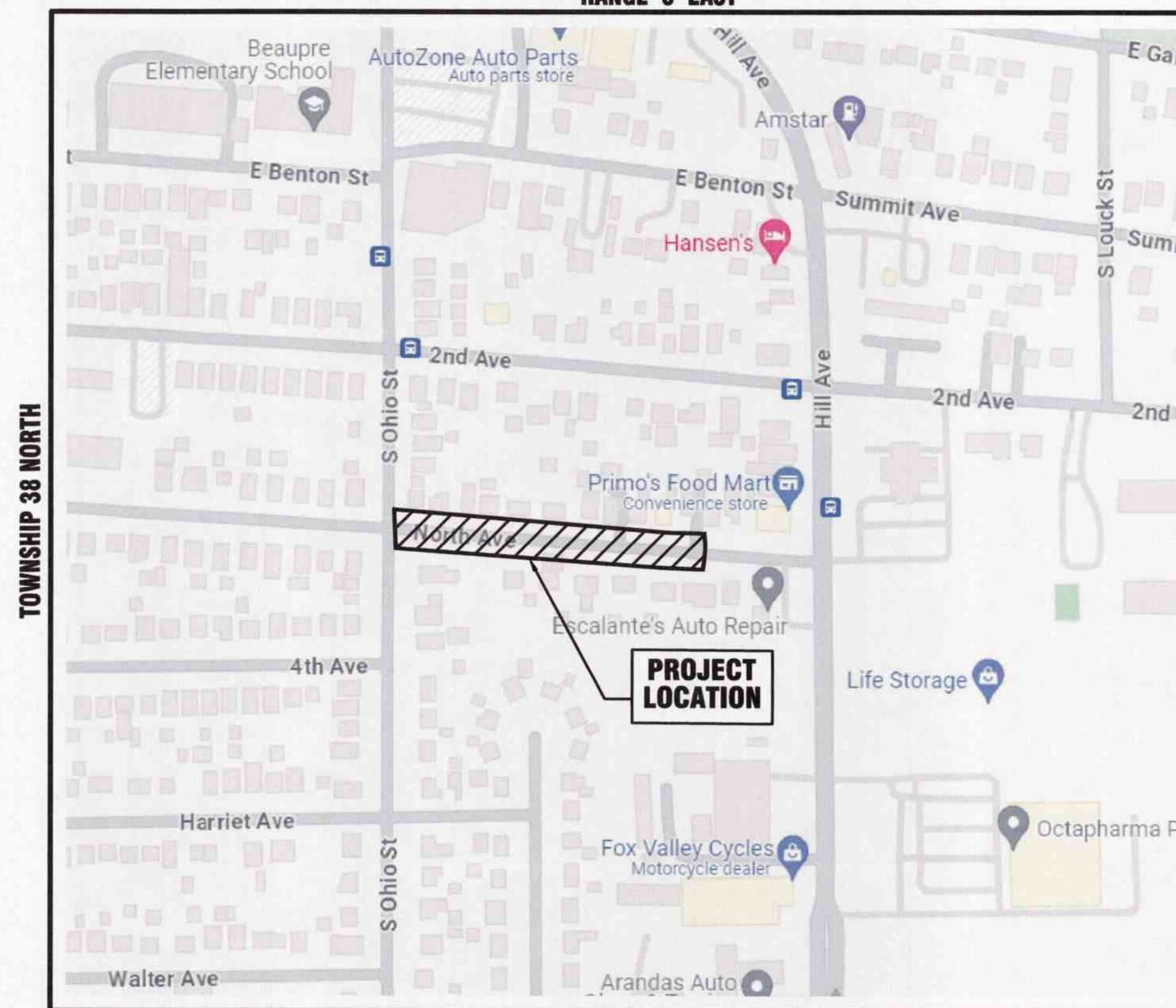


PLANS FOR THE PROPOSED
NORTH AVENUE STORM
SEWER EXTENSION

JUNE 2024

GENERALLY LOCATED IN THE NE 1/4 OF SEC. 26, T38N, R8E

RANGE 8 EAST



KANE COUNTY - AURORA TOWNSHIP
THIRD PRINCIPAL MERIDIAN

LOCATION MAP
NOT TO SCALE

INDEX OF SHEETS

- | | |
|-------|--------------------|
| 1 | COVER SHEET |
| 2 | STORM SEWER PLAN |
| 3 - 5 | STANDARD DETAILS |
| 6 | TOPOGRAPHIC SURVEY |

Dial 811 or 1-800-892-0123



Know what's below.
Call before you dig.

J.U.L.I.E.
JOINT UTILITY LOCATION INFORMATION FOR EXCAVATION
811 OR 1-800-892-0123

CONSTRUCTION AND MAINTENANCE TO BE IN
ACCORDANCE WITH ALL APPLICABLE REGULATORY
REQUIREMENTS AND STANDARDS

PRINTED BY THE AUTHORITY
OF THE CITY OF AURORA

PLANS PREPARED BY:

CITY OF AURORA

DEPARTMENT OF PUBLIC WORKS - ENGINEERING DIVISION
77 S. BROADWAY AVE, AURORA, IL 60505

PHONE: 630-256-3200 FAX: 630-256-3229

REVISIONS:

DESIGNED BY: KTM	DRAWN BY: KTM	CHECKED BY: JB	APPROVED BY: KTM	HORIZ. SCALE: N/A	DATE: JUNE 2024
------------------	---------------	----------------	------------------	-------------------	-----------------

STAMP

ILLINOIS REGISTERED PROFESSIONAL

ENGINEER No.

LICENSE EXPIRES

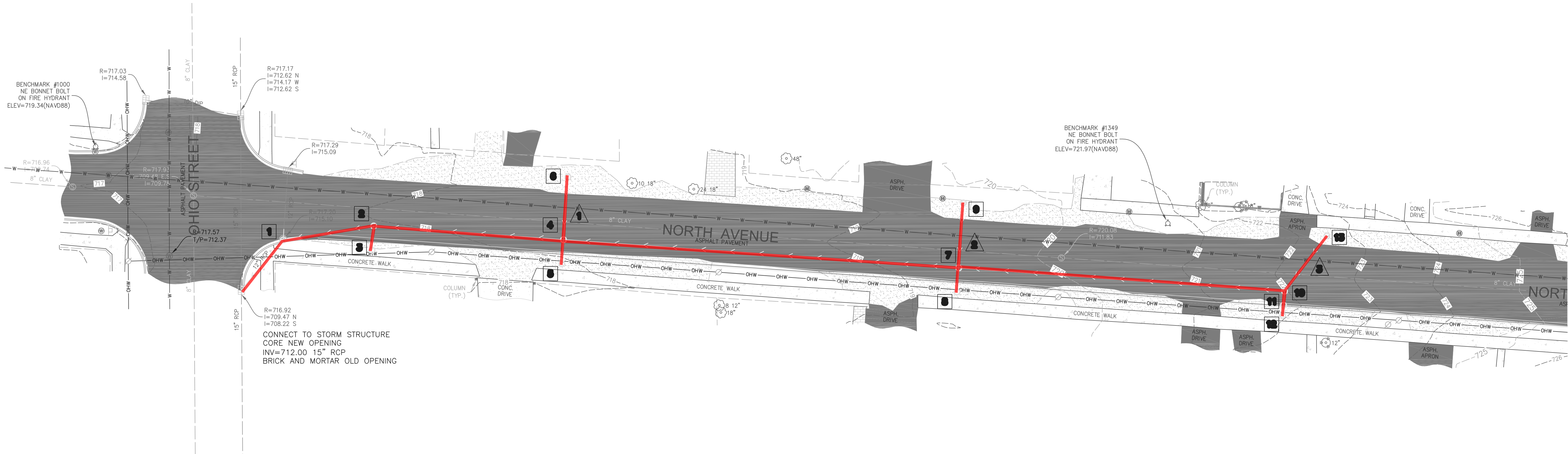


062.59993

NOVEMBER 30, 2025

DATE

6/24/24



NOTES:

1. SOUTH CURB TO BE CONSTRUCTED BY SCHROEDER ASPHALT OR SUBCONTRACTOR AFTER INSTALLATION OF STORM SEWER.
2. PATCHING ALONG CURB AND DRIVEWAY APRONS WILL ALSO BE CONSTRUCTED AS PART OF THAT SEPARATE CONTRACT.
3. CONTRACTOR FOR THIS PROJECT WILL BE REQUIRED TO PATCH CROSS TRENCHES TO STRUCTURES 6, 9, AND 13 SHORTLY AFTER INSTALLATION.
4. CONTRACTOR FOR THIS PROJECT WILL BE REQUIRED TO REMOVE AGGREGATE SHOULDER ON SOUTH SIDE OF ROAD.
5. TOPSOIL PARKWAY RESTORATION TO OCCUR AFTER INSTALLATION OF CURB UNDER THIS CONTRACT.
6. REMOVE AND REPLACE 12" RCP NORTH OF STRUCTURE 1 TO NEAREST JOINT.
7. REMOVAL OF PIPE OR STRUCTURES TO BE INCLUDED IN THE COST OF THE NEW PIPE OR STRUCTURE INSTALLATION.

STORM SEWER STRUCTURES

CONNECT TO STORM STRUCTURE CORE NEW OPENING
INV=712.00 15" RCP
BRICK AND MORTAR OLD OPENING

INFILTRATION CATCH BASIN NO. 1
REM OF EX MH INCLUDED
3' DIA.
R-3015 FR & TY R GR
FL = 717.20
INV = 715.10 N, 12" RCP
INV = 712.45 NE, 12" RCP
INV = 712.45 SW, 15" RCP
26 LF 15" RCP @ 1.73%
REM OF 12" PIPE INCLUDED

STORM MANHOLE NO. 2
TY A MH, 4' DIA.
R-1713 FR & CL
RIM = 717.90
INV = 712.95 W, 15" RCP
INV = 712.95 E, 15" RCP
INV = 714.00 S, 12" RCP
36 LF 15" RCP @ 1.39%

STORM INLET NO. 3
TY A, 2' DIA.
R-4342 GR
RIM = 717.20
INV = 714.50 N, 12" RCP
10 LF OF 12" RCP @ 5.00%

STORM MANHOLE NO. 4
TY A MH, 4' DIA.
R-1713 FR & CL
RIM = 718.20
INV = 713.90 W, 15" RCP
INV = 713.90 E, 15" RCP
INV = 714.80 S, 12" RCP
INV = 715.00 N, 12" RCP
75 LF 15" RCP @ 1.27%

STORM INLET NO. 5
TY A, 2' DIA.
R-4342 GR
RIM = 717.50
INV = 715.00 N, 12" RCP
10 LF OF 12" RCP @ 2.00%

INFILTRATION CATCH BASIN NO. 6
3' DIA.
R-4342 GR
RIM = 717.90
INV = 715.50 S, 12" RCP
25 LF 12" RCP @ 2.00%

STORM MANHOLE NO. 7
TY A MH, 4' DIA.
R-1713 FR & CL
RIM = 719.40
INV = 715.00 W, 15" RCP
INV = 715.00 E, 15" RCP
INV = 715.50 N, 12" RCP
INV = 715.50 S, 12" RCP
156 LF 15" RCP @ 0.71%

STORM INLET NO. 8
TY A, 2' DIA.
R-4342 GR
RIM = 718.70
INV = 716.00 N, 12" RCP
10 LF OF 12" RCP @ 5.00%

INFILTRATION CATCH BASIN NO. 9
3' DIA.
R-4342 GR
RIM = 719.10
INV = 716.00 S, 12" RCP
25 LF 15" RCP @ 2.00%

STORM MANHOLE NO. 10
TY A MH, 4' DIA.
R-1713 FR & CL
RIM = 722.00
INV = 715.00 W, 15" RCP
INV = 717.50 W, 12" RCP
INV = 717.50 NE, 12" RCP
INV = 717.50 S, 12" RCP
129 LF 12" RCP @ 1.94%

INFILTRATION CATCH BASIN NO. 11
3' DIA.
R-4342 GR
RIM = 721.70
INV = 717.70 N, 12" RCP
INV = 718.50 S, 12" RCP
6 LF 12" RCP @ 3.33%

STORM INLET NO. 3
TY A, 2' DIA.
R-4342 GR
RIM = 721.50
INV = 718.60 N, 12" RCP
4 LF OF 12" RCP @ 2.50%


INFILTRATION CATCH BASIN NO. 13
3' DIA.
R-4342 GR
RIM = 722.10
INV = 718.00 SW, 12" RCP
27 LF 15" RCP @ 1.85%

UTILITY CROSSINGS

B/STM = 715.00
T/WM = 713.00
T/SAN = 711.50

B/STM = 715.50
T/WM = 714.10
T/SAN = 712.30

B/STM = 717.50
T/WM = 716.80
T/SAN = 713.00



CITY OF AURORA
ENGINEERING DIVISION
77 SOUTH BROADWAY
AURORA, ILLINOIS 60505

REVISIONS:

DESIGNED BY:	KM	CHECKED BY:	KM	SCALE:	1" = 20'
DRAWN BY:	MH	APPROVED BY:	KM	DATE:	6/2024

PROJECT

NORTH AVENUE STORM SEWER EXTENSION

SHEET TITLE

STORM SEWER PLAN

SHEET NUMBER

2

TOTAL SHEETS

6

BRICK SEWER LOCATIONS
(TO BE PROVIDED LATER)

**Bid 25-005
City of Aurora Engineering Division
2025 Sewer Televising Contract
Proposals Due by 11:00AM: January 29, 2025**

ADDENDUM NO. 1
Page 1 of 2

TO: All Bidders
FROM: Engineering Division, City of Aurora
DATE: January 13, 2025

THIS ADDENDUM FORMS A PART OF THE BIDDING AND CONTRACT DOCUMENTS.

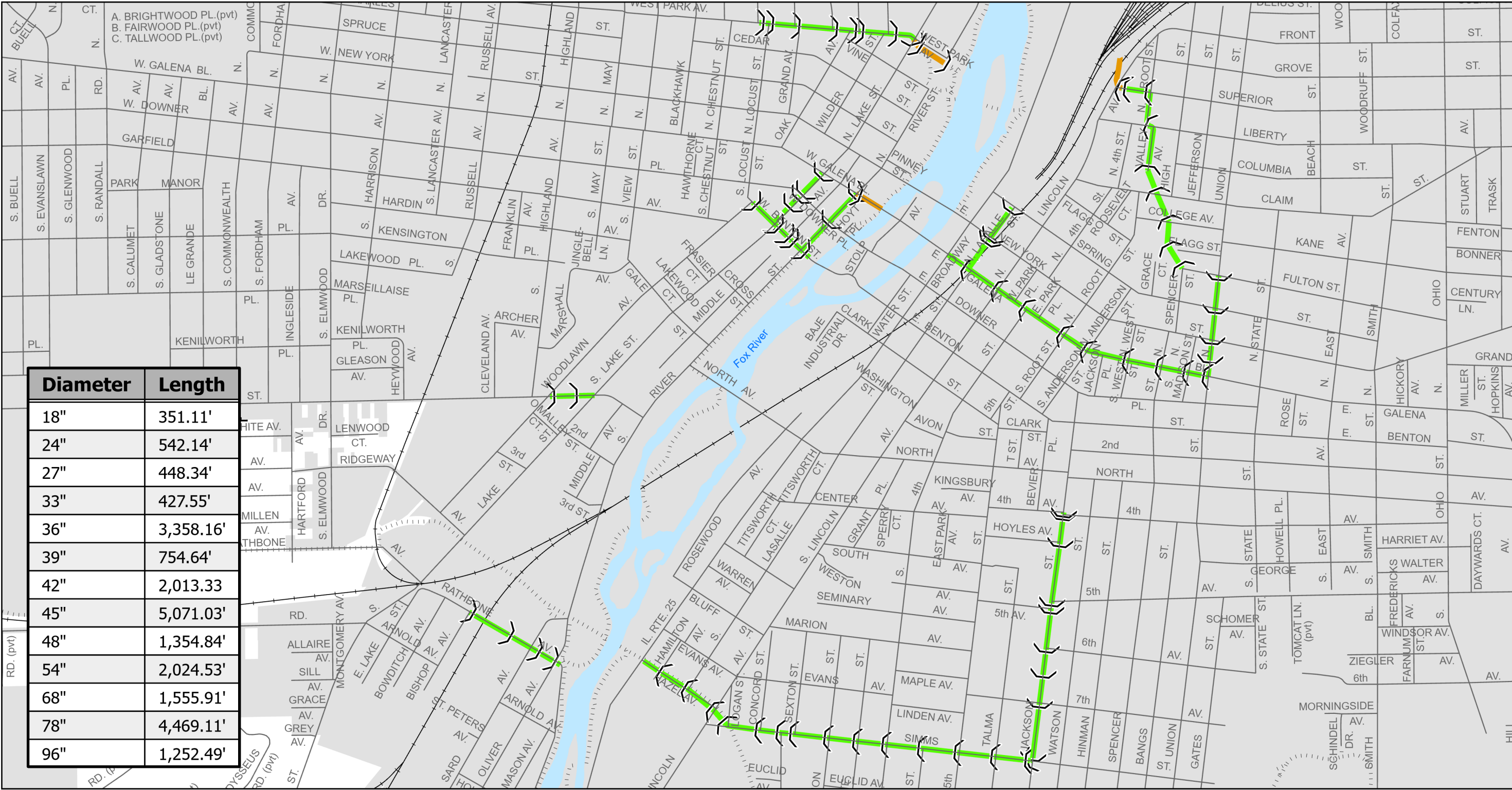
Attached to this addendum is the Exhibit for Brick Sanitary Sewer Locations.

Sincerely,



Nadia L. Schweisthal, PE CPII
Professional Engineer I
City of Aurora Engineering Division

PLEASE ACKNOWLEDGE RECEIPT OF THIS ADDENDUM IN THE SPACE PROVIDED ON THE BID FORM. FAILURE TO DO SO MAY SUBJECT THE BIDDER TO DISQUALIFICATION.



Diameter	Length
18"	351.11'
24"	542.14'
27"	448.34'
33"	427.55'
36"	3,358.16'
39"	754.64'
42"	2,013.33
45"	5,071.03'
48"	1,354.84'
54"	2,024.53'
68"	1,555.91'
78"	4,469.11'
96"	1,252.49'

Sanitary Sewer

Lateral

Overflow

Railroads

Paths

City of Aurora

Total Brick Segments: 78

Total Sewer Footage: 23,623.18'

Brick Sanitary Sewer Locations

N

W

E

S

Not To Scale



CITY OF AURORA

GEOSPATIAL INFORMATION SYSTEMS

COA GIS

Prepared By:
The City of Aurora GIS Div.

**Bid 25-005
City of Aurora Engineering Division
2025 Sewer Televising Contract
Proposals Due by 11:00AM: January 29, 2025**

**ADDENDUM NO. 2
Page 1 of 1**

TO: All Bidders

FROM: Engineering Division, City of Aurora

DATE: January 22, 2025

THIS ADDENDUM FORMS A PART OF THE BIDDING AND CONTRACT DOCUMENTS.

1. Two (2) questions and answers pertaining to the sewer televising contract project.

Q.1 There is no video link associated with this project. Also, the plans say Hoyles Avenue & Jackson St. Sewer Separation and Water Main Replacement?

The scope of this project is to televise the sanitary sewer located within the City's 2025 and 2026 Road Program and the storm sewer that was installed in 2024. The plans for the storm sewer installed in 2024 have been provided in the Bid Documents and the storm sewer was highlighted in those plans. Per special provision, SP SN.19 CCTV SEWER INSPECTION, Electronic copies of the reports shall be provided to the Engineer in pdf format...Electronic copies of the videos shall be provided to the Engineer of sections televised. There are no videos to be provided by the City for this project.

Q.2 Can you please confirm the expectation on Sewer Cleaning? The only mention of cleaning is when heavy cleaning is required. If standard cleaning of sewers is to be performed, how will it be paid?

Per SP SN.19 CCTV SEWER INSPECTION, 'Prior to the CCTV inspection, the Contractor shall flush and clean all sewers. The Contractor shall be responsible for the disposal of all solids or semi-solids resulting from the cleaning operations. Any cleaning that exceeds the efforts of "Light" cleaning shall be paid for as HEAVY SEWER CLEANING.

"Light" sewer cleaning is defined in NAASCO Sewer Pipe Cleaning Specification Guideline and shall be included in the SANITARY or STORM SEWER TELEVISIONING pay item.

Sincerely,



Nadia L. Schweisthal, PE CPII
Professional Engineer I
City of Aurora Engineering Division

PLEASE ACKNOWLEDGE RECEIPT OF THIS ADDENDUM IN THE SPACE PROVIDED ON THE BID FORM. FAILURE TO DO SO MAY SUBJECT THE BIDDER TO DISQUALIFICATION.