

## City of Aurora QOL Grant Quarterly Report - 2019

<b>1. Quarter Start Date:</b> 4/1/19			<b>2. Quarter End Date:</b> 6/30/19			<b>3. Quarter Number:</b> 2		
<b>4. Organization Name:</b> 360 Youth Services								
<b>5. Address:</b> 1323 Bond St., Suite 119 Naperville, IL 60563								
<b>6. Contact Name:</b> Margot Smith					<b>7. Phone #:</b> 630-717-9408 ext 1143			
<b>8. Email:</b> msmith@360youthservices.org								
<b>9. Program Name:</b> Moving Forward								

### Program Performance Measures (Outputs)

Clients Served	Qtr 1	Qtr 2	Qtr 3	Qtr 4	2019 Total	2018 Total
<b>By Sex</b>						
Female	9	19				
Male	14	23				
Transgender	0	1				
<b>Total</b>	23	43				
<b>By Geography</b>						
Aurora	15	31				
Naperville	8	12				
<b>Total</b>	23	43				
<b>By Race/Ethnicity</b>						
African American	10	24				
Asian	1	1				
Caucasian	4	5				
Hispanic	7	11				
Other	1	2				
<b>Total</b>	23	43				
<b>By Age</b>						
0-12	1	14				
13-19	22	29				
20-30						
31-40						
41-50						
51-61						
62 & up						
<b>Total</b>	23	43				

## City of Aurora QOL Grant Quarterly Report - 2019

### Program Performance Measures (Outcomes)

**Performance Measure Description 1:** We sought out to measure how many students successfully completed counseling school based services as defined by the school faculty that referred them to services.

	Qtr 1	Qtr 2	Qtr 3	Qtr 4	2019 Total	2018 Total
Number of students that successful completed services	19/23	39/43				

**Performance Measure Description 2:** We aimed to administer a Strengths and Difficulties Questionnaire to each student at the start of services and at the conclusion to assess if we decreased the risk of emotional problems, conduct problems, hyperactivity, and peer problems.

	Qtr 1	Qtr 2	Qtr 3	Qtr 4	2019 Total	2018 Total
Number of students who decreased risk in a minimum of one area	17/23	38/43				

### Program Successes:

During this quarter, we delivered the Moving Forward program at 5 Indian Prairie School District schools within Aurora: Waubonsie Valley High School, Metea Valley High School, Granger Middle School, Still Middle School and Fischer Middle School. For this report we included youth who completed services during this quarter and who resided in either Aurora or Naperville. Successes include decreasing youth risk for mental health disorders, suspension, and juvenile justice involvement.

### Program Challenges:

None reported

Submitted by: Deborah Robertson Date: 07/09/19

Signature: 

Submit completed report to John Russell, Community Services Division, at: [jrussell@aurora-il.org](mailto:jrussell@aurora-il.org)

## City of Aurora QOL Grant Quarterly Report - 2019

<b>1. Quarter Start Date: April 1</b>			<b>2. Quarter End Date: June 30</b>			<b>3. Quarter Number: 2nd</b>		
<b>4. Organization Name: African American Men of Unity (AAMOU)</b>								
<b>5. Address: 30 S. Stolp Ave. Suite 311</b>								
<b>6. Contact Name: Mr. Ricky Rodgers</b>				<b>7. Phone #: 630 606-1910</b>				
<b>8. Email: ricky1rodgers@aamou.org</b>								
<b>9. Program Name: Jobs Readiness Training &amp; Internship Program (JRTI)</b>								

### Program Performance Measures (Outputs)

Clients Served	Qtr 1	Qtr 2	Qtr 3	Qtr 4	2019 Total	2018 Total
<b>By Sex</b>						
Female	4					
Male	11					
<b>Total</b>	15					
<b>By Geography</b>						
By Zip Code						
School District						
County	Kane					
<b>By Race/Ethnicity</b>						
African American	14					
Asian						
Caucasian						
Hispanic	1					
Other						
<b>Total</b>	15					
<b>By Age</b>						
0-12						
13-19	13					
20-30	2					
31-40						
41-50						
51-61						
62 & up						
<b>Total</b>	15					

## City of Aurora QOL Grant Quarterly Report - 2019

### Program Performance Measures (Outcomes)

**Performance Measure Description 1:** Describe measure here..... Number of youth recruited

	Qtr 1	Qtr 2	Qtr 3	Qtr 4	2019 Total	2018 Total
Performance Measure 1	3	15				

**Performance Measure Description 2:** Describe measure here..... Number of employability sessions

	Qtr 1	Qtr 2	Qtr 3	Qtr 4	2019 Total	2018 Total
Performance Measure 2	1	6				

**Performance Measure Description 3:** Describe measure here..... Number of youth received work based experience

	Qtr 1	Qtr 2	Qtr 3	Qtr 4	2019 Total	2018 Total
Performance Measure 3	3	12				

**Program Successes:** Our goal is to recruit and train 15-20 youth and young adults belonging to low income households and provide employability skills through education, work based experience and internship opportunity.

**Program Challenges:** NA

Submitted by: Mr. Ricky Rodgers Date: 7/15/2019

Signature: *Ricky Rodgers*

Submit completed report to John Russell, Community Services Division, at: [jrussell@aurora-il.org](mailto:jrussell@aurora-il.org)

## City of Aurora QOL Grant Annual Report - 2019

<b>1. Quarter Start Date:</b> 04/01/2019		<b>2. Quarter End Date:</b> 6/30/2019		<b>3. Quarter Number:</b> 2nd	
<b>4. Organization Name:</b> Association for Individual Development (AID)					
<b>5. Address:</b> 1230 N. Highland Avenue, Aurora, IL 60506					
<b>6. Contact Name:</b> Kim Buckheister			<b>7. Phone #:</b> 630-966-4308		
<b>8. Email:</b> kferald@aidcares.org					
<b>9. Program Name:</b> Victim and Outreach Services					

### Program Performance Measures (Outputs)

Clients Served	Qtr 1	Qtr 2	Qtr 3	Qtr 4	2019 Total	2018 Total
<b>By Sex</b>						
Female	144	86			230	365
Male	198	100			298	286
<b>Total</b>	<b>342</b>	<b>186</b>			<b>528</b>	<b>651</b>
<b>By Zip code</b>						
60502	0	0			0	46
60503	2	4			6	36
60504	15	4			19	33
60505	73	11			84	138
60506	51	61			112	203
UNKNOWN	201	106			307	195
<b>Total</b>	<b>342</b>	<b>186</b>			<b>528</b>	<b>651</b>
<b>By Race/Ethnicity</b>						
African American	45	92			137	120
Asian	1	1			2	36
Caucasian	164	69			233	248
Hispanic	86	20			106	224
Other	46	4			50	23
<b>Total</b>	<b>342</b>	<b>186</b>			<b>528</b>	<b>651</b>
<b>By Age</b>						
0-12	8	9			17	44
13-19	9	18			27	41
20-30	51	34			85	115
31-40	121	50			171	123
41-50	69	33			102	132
51-61	45	12			57	101
62 & up	39	30			69	95
<b>Total</b>	<b>342</b>	<b>186</b>			<b>528</b>	<b>651</b>

## City of Aurora QOL Grant Annual Report - 2019

Program Details	2018 Actual
<b>Program Frequency:</b>	365 days
<b>Days and Times:</b>	24/7
<b>Number of program staff:</b>	5
<b>Number of volunteers:</b>	0
<b>Provide a copy the actual budget:</b>	
<b>Provide a copy of the program or organization annual report</b>	

### Program Performance Measures (Outcomes)

**Performance Measure Description 1:** To maximize the percentage of responses to request for services to 30 minutes or less. (# call-outs this quarter/ # of calls where response was within 30 minutes of dispatch)

Performance Measure 1:	Qtr 1	Qtr 2	Qtr 3	Qtr 4	2019 Total	2018 Total
Percent of cases that were responded to within 30 minutes of dispatch.	100%	96%				99%

**Performance Measure Description 2:** To maximize the percentage of clients who received at least 3 referrals at contact (# of calls in quarter/ # of cases with three or more referrals)

Performance Measure 2:	Qtr 1	Qtr 2	Qtr 3	Qtr 4	2019 Total	2018 Total
Percentage of Victim Services cases were provided with three or more referrals.	85%	92%				94%

**Performance Measure Description 3:** To maximize the percentage of clients who are victims of domestic violence who develop a safety plan (# of victims of DV/ # of clients where a safety plan was developed)

Performance Measure 3:	Qtr 1	Qtr 2	Qtr 3	Qtr 4	2019 Total	2018 Total
Percentage of clients who were victims of Domestic Violence developed a safety plan with a Victim Services Case Manager.	100%	100%			100%	88%

**Performance Measure Description 4:** To maximize the percentage of clients who are successfully linked to additional supports, as indicated by not being seen by VS again within 90 days of case opening for the original issue (# of cases/ # of clients that did not contacting VS again after 90 days from the date of the referral)

## City of Aurora QOL Grant Annual Report - 2019

Performance Measure 4:	Qtr 1	Qtr 2	Qtr 3	Qtr 4	2019 Total	2018 Total
Percentage of cases that were successfully linked to additional supports.	98%	100%				96%

Repeat if there are more performance measures.

**Program Successes:** Victim Services has been successful and engaging other city departments into making appropriate referrals to the program. The program provided several presentations during roll call and is involved in riding along with police and fire. Victim Services linked several clients to long-term assistance via community agencies. The program is working alongside city departments to expand current services.

**Program Challenges:** Emergency housing has continued to be a program issue due to limitation of resources.

**Submitted by:** Kim Buckheister **Date:** 7/16/2019

**Signature:** *Kimberly Buckheister*

Submit completed report to John Russell, Community Services Division, at: [jrussell@aurora-il.org](mailto:jrussell@aurora-il.org)

## City of Aurora QOL Grant Quarterly Report - 2019

<b>2019 Q1 Report</b>	
<b>Organization Name:</b> Alive Center, NFP	
<b>Address:</b> 500 W. 5 <sup>th</sup> Avenue, Naperville, IL 60563 (Aurora location is in the Eola library:555 S Eola Rd, Aurora, IL 60504)	
<b>Contact Name:</b> Kandice Henning	<b>Phone #:</b> 630-802-2547
<b>Email:</b> kandice@alivenaperville.com	
<b>Program Name:</b> Alive Teen Center Drop-In & Teen-Initiated programs	

### Program Performance Measures (Outputs)

These outputs are from our Eola Library location in Aurora, IL

Clients Served	Qtr 1	Qtr 2	Qtr 3	Qtr 4	2019 Total	2018 Total
<b>By Sex</b>						
Female	41%	40%				
Male	59%	60%				
<b>Total</b>	100%	100%				
<b>By Geography</b>						
By Zip Code	20 (60502) 55 (60504) 3 (60605) 4 (60564)	23 (60502) 81 (60504) 3 (60605) 5 (60564)				
School District	204	204				
County	Kane	Kane				
<b>By Race/Ethnicity</b>						
African American	45%	41%				
Asian	4%	9%				
Caucasian	36%	24%				
Hispanic	6%	19%				
Other	9%	7%				
<b>Total</b>	100%	100%				
<b>By Age</b>						
0-12	25	14				
13-19	57	109				
20-30						
31-40						
41-50						
51-61						
62 & up						
<b>Total</b>	82	123				



## City of Aurora QOL Grant Quarterly Report - 2019

### Program Performance Measures (Outcomes)

#### Performance Measure Description 1: Increase Teen Self-Confidence.

These outcome were measured through our teen outcome surveys.

	Qtr 1	Qtr 2	Qtr 3	Qtr 4	2019 Total	2018 Total
Performance Measure 1	23%	23%				31%

#### Performance Measure Description 2: Increase teen Sense of Belonging.

	Qtr 1	Qtr 2	Qtr 3	Qtr 4	2019 Total	2018 Total
Performance Measure 2	14%	14%				29%

#### Performance Measure Description 3: Increase teen ability to Cope with Stress.

	Qtr 1	Qtr 2	Qtr 3	Qtr 4	2019 Total	2018 Total
Performance Measure 2	23%	23%				28%

## City of Aurora QOL Grant Quarterly Report - 2019

### Program Successes:

The Alive Center is really excited to be serving 123 kids in our first year of our new satellite at the Eola Library. There is a big need for our programs. In the spring semester of 2019 we had some many kids coming that we already need a bigger room! Our next step will be to add in more Teen-Led, Teen-Driven programs to give kids more leadership opportunities as well as introduce them to what makes them come alive. We are also thrilled to bring free tutoring by local teens and kids of all ages.

### Testimonials from Alive Eola Teens:

"Ever since I started going to the Alive Center and being a part of of the TAB, I have been able to become more confident in myself and I have been able to make some amazing friends. I have so much fun being able to build relationships with others my age and just being able to have a good time when I'm stressed or upset. Being a part of the Alive Center has been an amazing experience and I'm happy to be a part of it."

Karlianna Smith  
Waubonsie High School Junior  
Teen Lead Eola Strong Ties Service Club



These comments come directly from our quarterly surveys of the kids:

### Tell us what you like about this program or the Alive Center

Its fun  
I like being able to relax a bit after school  
Coming to Alive  
It's a place to hang after school  
A lot  
Food, games, fun  
Everything  
Being able to meet new people and do good for the community  
Calm and cool feeling in the room  
Coming here

## City of Aurora QOL Grant Quarterly Report - 2019

### Program Challenges:

Our Eola satellite location really grew during the school year of 2019. We are in the process of looking for a bigger room to better support all of the kids. Summer has been slow. This might need to be a school year only satellite for 2020.

Submitted by: Kandice Henning Date: 7/12/2019

Signature: 

Submit completed report to John Russell, Community Services Division, at: [jrussell@aurora-il.org](mailto:jrussell@aurora-il.org)

City of Aurora QOL Grant Annual Report – 2019

1. Quarter Start Date:	April	2. Quarter End Date:	July	3. Quarter Number:	2
4. Organization Name:	(A+ Foundation) West Aurora High School				
5. Address:	1201 W. New York Street Aurora 60506				
6. Contact Name:	Kim Orchard	7. Phone #:	630-301-5576		
8. Email:	KOrchard@sd129.org				
9. Program Name:	A+ Foundation - West Aurora				

Program Performance Measures (Outputs)

Clients Served	Qtr 1	Qtr 2	Qtr 3	Qtr 4	2019 Total	2018 Total
<b>By Sex</b>						
Female	32	32				
Male	24	24				
<b>Total</b>						
<b>By Geography</b>						
By Zip Code	60506					
School District	#129					
County	Kane					
<b>By Race/Ethnicity</b>						
African American	7	7				
Asian	17	17				
Caucasian	4	4				
Hispanic	16	16				
Other	12	12				
<b>Total</b>	56	56				
<b>By Age</b>						
0-12						
13-19	56	56				
20-30						
31-40						
41-50						
51-61						
62 & up						
<b>Total</b>	56	56				

No change in demographics until new school year - Quarter 3

City of Aurora QOL Grant Quarterly Report - 2019

Program Performance Measures (Outcomes)

Performance Measure Description 1: Describe measure here.....

	Qtr 1	Qtr 2	Qtr 3	Qtr 4	2019 Total	2018 Total
Performance Measure 1	Attached					

Performance Measure Description 2: Describe measure here.....

	Qtr 1	Qtr 2	Qtr 3	Qtr 4	2019 Total	2018 Total
Performance Measure 2	Attached					

Repeat if there are more performance measures.

Program Successes:

1. We had our 1st Annual End of the year Pot Luck Banquet It was well attended with students and some parents.
2. We have an established strength in our program and purpose overall.
3. We had a student and teacher represent us at the summer Global minds Leadership Conference in Pittsburgh for the first time.

Program Challenges:

1. Remaining Organized with so many ideas and events
2. Recruiting Mentors more consistently
3. Continue parent involvement

Submitted by: Kim Orchard Date: 7/7/19

Signature: Kim Orchard

Submit completed report to John Russell, Community Services Division, at: [jrussell@aurora-il.org](mailto:jrussell@aurora-il.org)

Performance Measures Quarter 2, July 2019  
 West Aurora High School  
 Kim Orchard

Term	Definition	Examples
Program	Global Minds/World Relief Student Support	World Relief students are mentored, connecting them socially and academically to high school/community as they acclimate and learn English.
Input	A resource needed by the program	<ol style="list-style-type: none"> <li>1. Student Mentor t-shirts</li> <li>2. Funds applied to field trips</li> <li>3. Supplies needed for any event to assist this student population in their positive transition in our EI school department and community involvement</li> <li>4. Supplies for backpacks for World Relief students</li> <li>5. Supplies for Club events ie; parade, Homecoming Hall decor, field trip to 2 middle schools</li> </ol>
Activity	The direct product of the program	<ol style="list-style-type: none"> <li>1. Positive student school adjustment</li> <li>2. Funding for event participation</li> <li>3. Individual sport equipment or identified fees funded for a student in order to participate in an activity, sport, or club</li> </ol>

Outcome	Benefit during and after participation in the program	<ol style="list-style-type: none"> <li>1. Students are oriented to school</li> <li>2. Students connect to school and community</li> <li>3. Students have increased self esteem</li> <li>4. Mentors learn leadership skills</li> <li>5. Students academic commitment increases</li> </ol>
Outcome Indicator	What is being observed to track the program's success. An indicator is observable and measurable.	<ol style="list-style-type: none"> <li>1. 80% of Student's indicate a sense of belonging and commitment to the school and community</li> </ol>
Outcome target	The desired level of achievement	<ol style="list-style-type: none"> <li>1. 80% of students indicate that the program contributed to a positive school experience and connection to community.</li> <li>2. A comprehensive school program and practice is in place for World Relief students resettling successfully in our school community.</li> </ol>

## City of Aurora QOL Grant Quarterly Report - 2019

1. Quarter Start Date: 4/01/2019    2. Quarter End Date: 6/30/2019    3. Quarter Number: 2		
4. Organization Name: AURORA HISTORICAL SOCIETY		
5. Address: 20 E. DOWNER PLACE		
6. Contact Name: JOHN JAROS, Executive Director		7. Phone #: 630-906-0650
8. Email: jjaros@aurorahistory.net		
9. Program Name: Giving the Past a Future		

### Program Performance Measures (Outputs)

Clients Served	Qtr 1	Qtr 2	Qtr 3	Qtr 4	2019 Total	2018 Total
<b>By Sex</b>						
Female						
Male						
<b>Total</b>						
<b>By Geography</b>						
By Zip Code						
School District						
County						
<b>By Race/Ethnicity</b>						
African American						
Asian						
Caucasian						
Hispanic						
Other						
<b>Total</b>						
<b>By Age</b>						
0-12						
13-19						
20-30						
31-40						
41-50						
51-61						
62 & up						
<b>Total</b>	<b>1,175</b>	<b>2,641</b>				<b>10,579</b>

**-Figures reflect attendance at both our museum sites, David Pierce Center & William Tanner House**



## City of Aurora QOL Grant Quarterly Report - 2019

**Program Performance Measures (Outcomes)**

**Performance Measure Description 1:** Describe measure here.....

	Qtr 1	Qtr 2	Qtr 3	Qtr 4	2019 Total	2018 Total
Performance Measure 1						

**Performance Measure Description 2:** Describe measure here.....

	Qtr 1	Qtr 2	Qtr 3	Qtr 4	2019 Total	2018 Total
Performance Measure 2						

Repeat if there are more performance measures.

**Program Successes:**

- Kept Pierce Center and Gift Shop open and staffed regular hours; expanded Aurora merchandise; trained docents and opened Tanner House for season
- Presented well-researched, educational exhibits, large & small. Major exhibit, *Signs of the Times*.
- Good investment earnings were helpful

**Program Challenges:**

- Not enough contributions, sponsorships; severely understaffed for all that we do.
- Limited use of 1<sup>st</sup> floor Flex gallery; spend a great deal of time, effort, and money for exhibits that only get to last a month; only get use of the gallery 2-3 times a year, and only a few weeks at a time.

Submitted by: John R. Jaros      Date: August 15, 2019



Signature:

Submit completed report to John Russell, Community Services Division, at: [jrussell@aurora-il.org](mailto:jrussell@aurora-il.org)

**AURORA HISTORICAL SOCIETY  
QUALITY OF LIFE GRANT  
SECOND QUARTER REPORT – 4/01/2019- 6/30/2019**

**ATTENDANCE**

In the Second Quarter of 2019, the **Pierce Art & History Center** was regularly open Wednesday through Saturday afternoons, with additional special open times such as evenings on downtown “First Fridays.”

Regular visitation during the quarter was 669 visitors in 50 regular open days, for an average of 13.38 people a day (vs. 11.6 average in the 1<sup>st</sup> quarter). In addition, there were 1,925 visitors through special events at the center, bringing the total attendance for the 2<sup>nd</sup> quarter to 2,594 people, far exceeding the 1<sup>st</sup> quarter's 1,146 people.

Total attendance for the half-year was 3,740 people (ahead of 2018's 3,388 at this point) – 1,239 in 99 regular open days (average, 12.52/day), plus 2,501 through special tours, events, and activities.

**Significant events & attendance at Pierce Center, 2<sup>nd</sup> Quarter:**

Friday morning, 4/05 – Tour, Chamber Leadership School: 15 people

Friday evening, 4/05 – First Friday: 487 people

Saturday, 4/13 – Downtown Easter Egg Hunt: 291 (156 children & 135 adults)

Thursday morning, 4/25 – Roots Aurora breakfast: 35

Thursday afternoon, 4/25 – Tour, Waldo Jr. High Special Ed: 32

Friday evening, 5/03 – First Friday: 222

Saturday afternoon, 5/18 – Boy Scout Wizard Academy: 104

Friday evening, 5/31 – Members' preview for Signs exhibit: 55

Wednesday, 6/05 – Tour, Carillon at Stonegate group: 21

Friday evening, 6/07 – First Friday: 456

Sunday, 6/09 – Pride Parade: 42

Thursday evening, 6/13 – Museums After Dark: 45

Saturday afternoon, 6/29 – Sign exhibit closing & Ice Cream Social: 120

**AHS EXHIBITS / EDUCATION (Pierce Center)**

**1<sup>st</sup> Floor “Flex” Gallery.** “Signs of the Times,” an exhibit of over 100 Aurora-related signs, posters, and banners dating from 1870 to the present, was previewed to AHS members on Friday evening, May 31, and officially opened to the public on Saturday, June 1. The exhibit closed on Saturday, June 29, with a special Ice Cream Social closing reception. This was our second of three major Historical Society exhibits scheduled for the 1<sup>st</sup> floor gallery this year.

With the tight exhibit schedule in the gallery, we had just days to install (May 28-31), and after closure, had to remove everything by July 2. In all, planning, moving, installation, and removal required over 140 hours from paid staff (Jaros), 20 hours from a paid historical contractor, and 117 hours from volunteers. Cost of materials and services (excluding staff and contractor pay) was \$1,641.

**1<sup>st</sup> Floor Lobby Case.** A small photo exhibit celebrating the 170<sup>th</sup> Anniversary of the Burlington Railroad, installed at the end of March, stayed in place through the 2<sup>nd</sup> Quarter.

**2<sup>nd</sup> Floor AHS Gallery.** The large permanent exhibit, *The Aurora Story*, continues. At the close of the 1<sup>st</sup> floor *Signs* exhibit, the gallery was refreshed with a number of signs from the exhibit, as well as other changes and additions.

**2<sup>nd</sup> Floor Photo Exhibit Hall.** An exhibit of the memorial crosses and materials from the Pratt shooting, opened April 3, stayed in place throughout the 2<sup>nd</sup> Quarter.

### TANNER HOUSE MUSEUM

After extensive volunteer training sessions in March, April, and May, the Tanner House officially opened for the season on Sunday, June 2. The house is open on Sundays and Wednesdays with tours at 1:00, 2:00, and 3:00 p.m. The first month, June saw 47 visitors in 9 open days, for an average of 5.2 per day.

July would be better, averaging 7.0 people per regular open day, and also containing our 52<sup>nd</sup> annual free community 4<sup>th</sup> of July celebration, our biggest day of the year. These will be detailed in our 3<sup>rd</sup> Quarter report.

The regular season for the house will close at the end of September. Then, in December, the decorated house will have extended hours for our annual “Tanner House Holidays.”

### VOLUNTEER SERVICE

Volunteers contributed **638.25 hours** to Aurora Historical Society activities during the 2<sup>nd</sup> quarter of 2019 (exceeding the 1<sup>st</sup> quarter’s 561 hours). This broke down as 309.75 hours in archives & collections; 125.25 in the Tanner House; and 203.25 hours at the Pierce Center. Total volunteer hours for the half-year (January 1 through June 30) came to 1,199.25 hours.

### OFFSITE EVENTS

\*On Sunday, April 28, we held our Spring Fundraiser, ***From the Roundhouse to the Silver Screen***, at Two Brothers Roundhouse, recognizing 170 years of Burlington Railroad history. It included drinks, hors d’oeuvres, and dinner, a historical slide show on the history of the railroad, and the screening of the 1934 classic, ***The Silver Streak***, starring the Burlington Zephyr. This was a wonderful event, and all attendees were very complimentary. We had 60 paid reservations, plus over \$700 in donations.

\*Two 1840s paintings from the AHS collections (depicting Aurora families) are out on loan as part of the exhibit, ***Sheldon Peck: Footsteps of His Life*** at the Lombard Historical Society’s Sheldon Peck Home. This exhibit, featuring paintings by noted itinerant artist Sheldon Peck (1797-1868), runs from June 4 through August 31.

### FINANCIAL HIGHLIGHTS

--**Membership Income.** In the 2nd quarter, we received \$2,215 in membership dues, fairly in line with the 1<sup>st</sup> quarter’s \$2,405.

--**Museum Store Sales** in the Second Quarter were slower than the first, with a total of \$3,006.

Our next big venture is an updated water globe—the popular waterglobe/snowglobes were first produced by the City in 2000, and were reordered several times, but the company is no longer in business and the globes have long been unavailable. We have had to start from scratch, creating a new one based on the previous model. We began this process in February, and we should have a finished product sometime this Fall. Our cost to produce is \$25 per globe, with a 504 count minimum, or a total outlay of \$12,600.

--**Investment Income** from our Trust Funds amounted to \$6,786, compared with \$5,949 during the quarter. We also opted to take our full annual earnings payout from our Endowment Fund at the Community Foundation, which came to \$37,921, received on May 21. A portion of that (\$6,300) immediately went towards a 50% down payment on the water globes (detailed above). The second, identical payment, also came out of those earnings in August.

--**City Grant.** The second quarterly installment of our City grant--\$16,250--was generated on May 16.

## OTHER MATTERS

**Staffing.** Our part-time Registrar/Curatorial Assistant, Amber Foster, submitted her resignation on April 23, to take the Curator position at the Batavia Depot Museum. A little over a year earlier, our longtime full-time Curator, Jennifer Putzier, had left to take the Director position in Batavia. Budgetary issues prevented us from filling that position, and the loss of our part-timer, Ms. Foster (who trained under Ms. Putzier) leaves us with a great gap in skills and institutional memory. We are filling in some of the gaps with limited contract work by historical consultant Erin Howard and part-time Summer employment for a recent intern, Nicole Baker.

The operations of our gift shop and the downtown Pierce Center facility have been affected by medical issues experienced by our weekday Shop Clerk, Josephine Slade. Josephine was out for five weeks in late June and all of July. She was once again hospitalized on August 13, and the duration is uncertain. We have been managing to fill in with our weekend clerks taking over the weekday hours for the time being.

**Storage Loss.** For more than ten years, we have been renting two adjoining rooms in the basement of the Keystone Building, just across the parking and with very convenient access to the Pierce Center. Materials stored there include exhibit cases and fixtures, plus two dozen costume display forms (which are used periodically in temporary exhibits in the Pierce Center); and museum store inventory overage. But since the sale of the building and pending renovation, we are forced to find alternate storage; we have yet to clear out everything.

## Significant Upcoming Events & Activities for the 3<sup>rd</sup> & 4th Quarters

--**52<sup>nd</sup> Annual Independence Day Celebration at the Tanner House.** It was a great success, and will be covered in detail in the 3<sup>rd</sup> quarter review.

--**Half-Price Membership Drive.** All New Memberships taken out between July 1 and December 31 will cost half the regular price, but will be good for a full year from the date of purchase. Already (through early August), we have more than 20 new memberships.

--**Extended Saturday hours for the Summer.** Beginning in July and lasting at least through the Summer, the downtown Pierce Art & History Center is open on Saturdays from 10:00 a.m. to 4:00 p.m., expanded from our previous 12:00 Noon to 4:00.

--**Quilt Exhibit.** This Fall, the Historical Society will have one more exhibit in the 1<sup>st</sup> Floor gallery of the Pierce Center. **Quilts: Art, History, Community** will open with a special members' preview on the evening of September 27, and open officially to the public the next day; it will run through October 26.

--**Halloween Costume Party.** Our Fall fundraiser will be a Halloween Costume Party event in the lower level of SupportTechs (old library) on the evening of Friday, October 18.

## City of Aurora QOL Grant Quarterly Report - 2019

<b>1. Quarter Start Date: 04/01/2019    2. Quarter End Date: 06/30/2019    3. Quarter Number: 1</b>		
<b>4. Organization Name: Aurora Regional Fire Museum</b>		
<b>5. Address: 53 N Broadway Aurora, IL 60505</b>		
<b>6. Contact Name: Brian Failing</b>	<b>7. Phone #: (630)-256-4141</b>	
<b>8. Email: ed@auroraregionalfiremuseum.org</b>		
<b>9. Program Name: Aurora Regional Fire Museum</b>		

### Program Performance Measures (Outputs)

Clients Served	Qtr 1	Qtr 2	Qtr 3	Qtr 4	2019 Total	2018 Total
<b>Total Served</b>	1,673	2,547				
	2,127	2,908	1,404	5,236		11,675
<b>Total</b>						
<b>Aurora Based on Daily Attendance</b>						
60502	2.56%	3.66%				
60503	5.00%	3.51%				
60504	3.07%	4.88%				
60505	14.60%	13.26%				
60506	10.62%	14.48%				
<b>Total</b>	35.86%	36.28%				
<b>Total</b>						

# City of Aurora QOL Grant Quarterly Report - 2019

## Program Performance Measures (Outcomes)

**Performance Measure Description 1:** Museum Operations, serving as a vital part of community as a community center and place for programs and community events.

- Museum hours were expanded in Q2 to include Wednesdays from 10am-4pm permanently and Tuesdays from 10am-4pm from Memorial Day to Labor Day.
- Museum participated in First Fridays in April, May, and June.
- Conducted 20 group tours and programs during Q2 for a variety of community organizations.
- The Hayloft was utilized 20 times by a variety of community groups and businesses for meetings.

**Performance Measure Description 2:** Display Renewal, enhancing current exhibits and creating new displays.

- In April, Museum opened a traveling exhibit from the National EMS Museum – *The Art of Emergency Care*.
- Students from Aurora Christian painted a mural depicting the bunk room for our Children's Discovery Room on the second floor of the Museum.
- Staff continued working on a new fire safety exhibit, *Staying Safe: From Firehouse to Your House*. Exhibit fabrication has begun and will open towards the end of Q3 or early Q4.

**Performance Measure Description 3:** Education Program Development, develop and execute educational programming.

- Partnered with Aurora Downtown and downtown museums to be open for Aurora Museums After Dark in June. Subsequent dates in July and August.
- Continued to collaborate with the Aurora Public Library on monthly Storytimes and provide educational tours of the Museum for a variety of community groups.

## Program Successes:

- Daily attendance was 19.71% higher in Q2 2019 than 2018: up to 656 visitors over 548.
- Hosted a BBQ Fundraiser in conjunction with the Retired Firefighters of Aurora.

## Program Challenges:

- Overall, attendance this quarter was lower by 361 visitors. However, the magic fest was not held this year, so when our attendance account for that the quarter was higher.
- Having enough staff time to meet demand for tours, rentals, and programs.

Submitted by: Brian Farling Date: 7/15/19

Signature: 

Submit completed report to John Russell, Community Services Division, at: [jrussell@aurora-il.org](mailto:jrussell@aurora-il.org)

**City of Aurora Quarterly/Annual Report Form – 2019**  
**Quarterly Report (April – June 2019)**

<b>1. Quarter Start Date:</b> April 1, 2019	<b>2. Quarter End Date:</b> June 30, 2019	<b>3. Is this the Annual Report?</b> No
<b>4. Organization Name:</b> CASA Kane County		
<b>5. Address:</b> 100 S. Third Street, Suite 460, Geneva, IL 60134		
<b>6. Contact Name:</b> Amy Daeschler	<b>7. Phone #</b> 630-444-3122	<b>8. Business Hours:</b> Mon-Fri 8:30AM to 4:30PM
<b>9. Program Name:</b> Advocate Supervisor		
<b>10. Program Description:</b> CASA recruits, trains and supervises community volunteers to help ensure the best interests of abused or neglected children within the Kane County Juvenile Court system to help ensure their safety and permanency. CASA Kane County's Advocate Supervisors provide resources, support and case management for each of the CASA/GAL volunteers.		
<b>11. Program Frequency:</b> Ongoing		
<b>12. Day(s):</b> Monday through Friday		<b>13. Time(s):</b> 8:00AM to 4:30PM
<b>14. Number of Program Staff:</b> 6		<b>15. Number of Program Volunteers:</b> 203
<b>16. Program Goals:</b> <ul style="list-style-type: none"> <li>• 100% of children will not experience a recurrence of abuse or neglect.</li> <li>• 75% of children will have two or less placements throughout their case in Abuse/Neglect Court.</li> <li>• 95% of children will have two or less placements throughout their case in Probate Court.</li> <li>• 90% of children will have no change in their CASA/GAL volunteer.</li> <li>• 75% of youth ages 14+ will reside in four or less placements for the duration of their case.</li> <li>• 100 CASA/GAL volunteers will be trained to advocate for the needs of youth ages 14+.</li> <li>• 75% of children's cases will close in 36 months or less with permanency outcomes (reunification, adoption, or guardianship).</li> <li>• 90% of Probate cases will close in 60 days or less.</li> <li>• 85% of CASA/GAL volunteers will be retained with the organization.</li> <li>• CASA volunteers will consist of a diverse population to meet the cultural needs of our children, including: 25% of volunteers will be male; 10% will be minority and 15% will be bilingual.</li> </ul>		
<b>17. Program Performance Measures <u>Outputs</u>:</b> <b>2nd Quarter Outputs:</b> <ul style="list-style-type: none"> <li>• 276 abused or neglected children did not experience re-abuse throughout their court case.</li> <li>• 25 Abuse/Neglect cases closed in 36 months or less with permanency outcomes.</li> <li>• 31 Probate cases closed in 60 days or less.</li> <li>• 245 children remained with the same CASA/GAL volunteer.</li> <li>• 203 CASA/GAL volunteers were retained.</li> <li>• 17 new CASA/GAL volunteers were trained.</li> <li>• 60 CASA/GAL volunteers are male, 22 are minority and 15 are bilingual.</li> </ul>		

**18. Program Performance Measures Outcomes:**

CASA Kane County's 2nd Quarter 2019 Outcomes are as follows:

- 99.5% of children did not experience re-abuse.
- 80% of children resided in two or fewer placements (Abuse/Neglect).
- 97% of children resided in two or fewer placements (Probate).
- 88% of children had no change in their CASA/GAL volunteer.
- 76% of youth in transition (ages 14+) resided in four or fewer placements.
- 96 volunteers have been trained to specialize in advocating for youth in transition (ages 14+).
- 47% of children's cases closed in 36 months or less with permanency outcomes (Abuse/Neglect).
- 67% of children's cases closed in 60 days or less (Probate).
- 92% of CASA/GAL volunteers were retained.
- 30% of CASA/GAL volunteers are male; 7% are minority and 11% are bilingual.

**19. Client Data Demographics:**

46 African-Am 53 Caucasian 19 Hispanic 21 Other 74 Male 65 Female  
84 0-12, 48 13-19, 7 20-30, 0 31-40, 0 41-50, 0 51-61, 0 62 & up

**20. Client Data Geographic's:** (Aurora) or by Zip Code.

60502 - 8

60504 - 0

60505 - 107

60506 - 39

**21. City Funds Budgeted**

a. \$8,000

b.

c.

**22. City Funds Used**

a. \$4,000

b.

c.

**23. Non-City Funds-B**

a. \$42,000

b.

c.

**24. Non City Funds-U**

a. \$21,000

b.

c.

**25. Program Successes:** CASA Kane County continues to provide the necessary background checks, training/education and stewardship to our volunteers to maintain the highest quality individuals to advocate for our youth. The 45 hour training curriculum that was rolled out will continue to be utilized. The organization is also significantly expanding its continuing education program with the new online CASA University that offers web-based training, information and resources. The "go to" place for the CASA/GAL volunteers to complete all of their requirements to remain in compliance with National CASA standards and to complete their 12-15 hours of continuing education. CASA University will be critical to the organization's overall success by moving from simply meeting the need --to customizing each training that is specific to each case and child at a very high level.

**26. Program Challenges:** In just one week after AJ died from Crystal Lake, IL DCFS received 12,000 hotline calls in Illinois. Typically in a year, there is about 4,000 calls in our community and it is estimated that within our 16th Judiciary, we will triple the amount of children and cases in 2019. In addition, there has only been one case worker for DCFS in the 5th highest county in number of abused and neglected children in Illinois. Although it is now improving, there is a significant amount of "catch-up" to do. Sadly these past months we've received more shelter care hearings than ever before with multiple children and the demands are getting higher.

**27. Email:** amyd@casakanecounty.org

**28. Date Submitted:** 7-11-19

**29. Print Name:** Gloria Kelley, Executive Director

**30. Signature:** 



## City of Aurora QOL Grant Quarterly Report - 2019

<b>1. Quarter Start Date: April 1, 2019</b>		<b>2. Quarter End Date: June 30, 2019</b>	
<b>3. Quarter Number: 2</b>			
<b>4. Organization Name: Communities In Schools of Aurora, Inc.</b>			
<b>5. Address: 444 W. Galena Blvd, Suite 202, Aurora, Illinois 60506</b>			
<b>6. Contact Name: Theresa Shoemaker</b>		<b>7. Phone #: 630 692-9524</b>	
<b>8. Email: tshoemaker@cisaurora.org</b>			
<b>9. Program Name: My Time Afterschool Program (Part of CIS Comprehensive Services)</b>			

### Program Performance Measures (Outputs)

Clients Served	Qtr 1	Qtr 2	Qtr 3	Qtr 4	2019 Total	2018 Total
<b>By Sex</b>						
Female	900	953				956
Male	833	876				949
Unreported	52	54				15
<b>Total</b>	1785	1883				1920
<b>By Geography</b>						
District 129	681	714				684
District 131	1012	1072				1073
District 204	50	53				133
District308	42	44				30
<b>Total</b>	1785	1883				1920
<b>By Race/Ethnicity</b>						
African American	220	240				363
Asian	48	50				71
Caucasian	161	172				159
Hispanic	1255	1315				1260
Other	101	106				178
<b>Total</b>	1785	1883				1920
<b>By Age</b>						
0-12	1292	1365				1297
13-19	493	518				623
20-30						
31-40						
41-50						
51-61						
<b>Total</b>	1785	1883				1920

## City of Aurora QOL Grant Quarterly Report - 2019

### Program Performance Measures (Outcomes)

**Performance Measure Description 1:** Describe measure here.....

	Qtr 1	Qtr 2	Qtr 3	Qtr 4	2019 Total	2018 Total
Performance Measure 1 - 75% of students will attend 30 days or more	1210/68% * students who joined program in spring will be counted at end of school year	1495/79.3%				1637/85.2%

**Performance Measure Description 2:** Describe measure here.....

	Qtr 1	Qtr 2	Qtr 3	Qtr 4	2019 Total	2018 Total
Performance Measure 2 – 90% of students feel better about school	n/a Survey will be taken in May 2019	95.7% of 30 day or more students				92% of 30 day or more students

**Performance Measure Description 3:** Describe measure here.....


	Qtr 1	Qtr 2	Qtr 3	Qtr 4	2019 Total	2018 Total
Performance Measure 3 – 90% of students will be promoted to next grade level	n/a	n/a will get this number later in year.				100% of students promoted to next grade level

## City of Aurora QOL Grant Quarterly Report - 2019

**Program Successes:** *MyTime* program plays a role in positive outcomes for participants including improved academics, improved communication and social skills and improved self-confidence and positive attitude toward school.

**Program Challenges:** Retention of students due to other school activities.

**Submitted by:** Theresa Shoemaker **Date:** June 28, 2019

**Signature:**  \_\_\_\_\_

Submit completed report to John Russell, Community Services Division, at: [jrussell@aurora-il.org](mailto:jrussell@aurora-il.org)

## City of Aurora QOL Grant Quarterly Report - 2019

<b>1. Quarter Start Date:</b> 05/01/2019	<b>2. Quarter End Date:</b> 07/31/2019	<b>3. Quarter Number:</b> 2
<b>4. Organization Name:</b> Fox Valley Hands of Hope		
<b>5. Address:</b> 200 Whitfield Drive Geneva, IL 60134		
<b>6. Contact Name:</b> Claire Culton	<b>7. Phone #:</b> 6302322233 ext.236	
<b>8. Email:</b> cculton@fvhh.net		
<b>9. Program Name:</b> Project Hope: Aurora Schools		

**\*\*Please note that some of our performance goals/successes/challenges change during Quarter 2 because school is not in session.\*\***

### Program Performance Measures (Outputs)

Clients Served	Qtr 1	Qtr 2	Qtr 3	Qtr 4	2019 Total	2018 Total
<b>By Sex</b>						
Female	3	2				
Male	6	2				
<b>Total</b>	9	4				
<b>By Geography</b>						
By Zip Code	60506	60506				
School District	129	129				
County	Kane	Kane				
<b>By Race/Ethnicity</b>						
African American	1					
Asian						
Caucasian						
Hispanic	8	4				
Other						
<b>Total</b>	9	4				
<b>By Age</b>						
0-12	8	4				
13-19	1					
20-30						
31-40						
41-50						
51-61						
62 & up						
<b>Total</b>	9	4				

## City of Aurora QOL Grant Quarterly Report - 2019

### Program Performance Measures (Outcomes)

#### Performance Measure Description 1: Describe measure here.....

Number of clients (out of 4) that expressed an improved knowledge of grief issues, coping strategies, stress management and available community resources.

\*Based on pre/post test data.

	Qtr 1	Qtr 2	Qtr 3	Qtr 4	2019 Total	2018 Total
Performance Measure 1	9	4				

#### Performance Measure Description 2: Describe measure here.....

Number of clients (out of 4) that expressed some form of increased ability to cope with stress, and resolve interpersonal issues.

\*Based on pre/post test data.

	Qtr 1	Qtr 2	Qtr 3	Qtr 4	2019 Total	2018 Total
Performance Measure 2	9	4				

Repeat if there are more performance measures.

### Program Successes:

During our first quarter we were able to provide counseling to four students that attend the Aurora 129 school district. These sessions were held at our office instead of the actual school to ensure that we accommodate to the students' needs despite their schools being closed for the summer.

Based on our pre and posttest evaluations we were able to determine that all nine students from our Aurora schools showed improvement on being able to understand and cope with their grief. Our ability to have in depth interactions with each client enabled us to see the positive results that we continually aim for.

Out of the nine students we served in Aurora schools, all four of them expressed an improved ability to understand and cope with grief. We believe this is thanks to the dedication and hard work of our clinical staff.

Our goal is that 100% of clients with a developed plan of care will report an improved knowledge of grief issues, coping strategies, stress management strategies, and available community resources. We also strive to ensure that 90% of clients involved in bereavement care will achieve an increased ability to cope with stress, resolve

## City of Aurora QOL Grant Quarterly Report - 2019

interpersonal issues, and find peace and move on after a death loss. We have met this goal in our first quarter, and we will work to maintain this goal throughout the year.

The youth bereavement clinicians had some additional successes in this second quarter, as some of their goals changed while school was not in session. These include:

- Gathering and interpreting survey from the previous year to better understand improvements for the upcoming year. They asked themselves the following questions:
  - What went right? What went wrong? What should we do differently this time?
- A defined curriculum and care plan for the upcoming school year.
- Collaboration with schools to identify those students that they know will participate in the program during the year.
- Attending continuing education courses to update care as the mental health field updates care.

Our head youth bereavement clinicians Jill Thorson and Pamela Bills were able to successfully complete these tasks and meet their goal of being prepared for the new school year of Project Hope.

### Program Challenges:

The main challenges we faced in the second quarter were outreach ability and resources. Seeing that schools are closed during summer months, Project Hope does not see as many students during that time. Four students out of the nine that participated at the Aurora schools continued with our services and sought care in-office. A future goal of ours is to provide a group setting space for more students that wish to continue with Project Hope during the summer months. A huge part of Project Hope is creating a safe space in the school environment for students to feel comfortable in. Creating a similar space in our office for when students are not in school is an important goal for us in the future.

With proper resources and outreach ability we will have more of an ability to quickly meet this goal.

Submitted by: Claire Culton Date: 8/29/2019

Signature: Claire Culton

Submit completed report to John Russell, Community Services Division, at: [jrussell@aurora-il.org](mailto:jrussell@aurora-il.org)

## City of Aurora QOL Grant Quarterly Report - 2019

<b>1. Quarter Start Date: 4/1/2019 2. Quarter End Date: 6/30/2019 3. Quarter Number:2</b>	
<b>4. Organization Name: Fox Valley United Way-SPARK</b>	
<b>5. Address: 44 E. Galena Blvd., Aurora, IL 60505</b>	
<b>6. Contact Name: Trish Rooney</b>	<b>7. Phone #:(630) 896-4636 x108</b>
<b>8. Email: trish.rooney@foxvalleyunitedway.org</b>	
<b>9. Program Name: Gateway to Early Childhood Programs: Play.Learn.Connect</b>	

### Program Performance Measures (Outputs)

Clients Served	Qtr 1 Jan-March	Qtr 2 April-June	Qtr 3	Qtr 4	2019 Total	2018 Total
<b>By Sex</b>						
Female	544	634				
Male	361	422				
<b>Total</b>	905	1057				1104
<b>By Geography</b>						
By Zip Code						
60504						73
60505	559	634				567
60506	243	286				461
Other	103	137				
School District						
129	103	286				367
131	559	655				426
204	103	95				65
308		21				
County						
Kane	875	1025				1003
DuPage/Kendall/Will	30	32				129
<b>By Race/Ethnicity</b>						
African American	90	106				110
Asian	3	4				27
Caucasian	455	531				169
Hispanic	357	415				8085
Other						0
<b>Total</b>	905	1057				1104

## City of Aurora QOL Grant Quarterly Report - 2019

<b>By Age</b>						
0-12	513	664				617
13-19	44	35				7
20-30	226	257				358
31-40	98	91				108
41-50	19	10				13
51-61	5					1
62 & up						
<b>Total</b>	905	1057				1104

### Program Performance Measures (Outcomes)

#### Performance Measure Description 1:

**Play: Parents and children will engage in a fun and interactive learning experience.**

--300 families participate annually;

--25 families attend each session (12 sessions total) with at least one child who is within the age range of birth to 5.

	Qtr 1	Qtr 2	Qtr 3	Qtr 4	2019 Total	2018 Total
Performance Measure 1	2 PLC events 1 Parent Workshop	-6 PLC events -1 Parent Workshop -3 Parent Cafes				
	905 attendance	1057 attendance				1104



# City of Aurora QOL Grant Quarterly Report - 2019

## Performance Measure Description 2:

**Learn: Supporting parents in their role as their child's first teacher is key to ensuring that their child is successful in school and life.**

**--80% of the respondents identify increased knowledge and confidence to support their child's learning;**

**--80% of focus group participants respond that they are engaging in developmentally appropriate learning activities with their child at home.**

	Qtr 1	Qtr 2	Qtr 3	Qtr 4	2019 Total	2018 Total
Performance Measure 2	85%	85%				90%

## Performance Measure Description 3:

**Connect: Raise parents' awareness and connect families to services in Aurora.**

**--80% of participants indicate that they understand the services and opportunities for their family and children.**

**--80% of children participate in their first developmental screening**

**--75% of children who received an initial screening return for the next developmental stage.**

**--75% of families who complete a Universal Family Interview are matched and referred to early childhood programs and services.**

## City of Aurora QOL Grant Quarterly Report - 2019

	Qtr 1	Qtr 2	Qtr 3	Qtr 4	2019 Total	2018 Total
Performance Measure 3	75%	75%				75%
	70%	75%				75%

### Program Successes:

#### Quarter 1:

- We held three events this period with the highest attendance being at an event held Vaughn Center.
- In addition, we collaborated with NIU for their Block Fest, had a great attendance, and advances our goal of supporting early math skills and learning for both parent and child.

#### Quarter 2:

- We had our largest attendance ever at our annual Week of the Young Child Resource Fair
- We partnered with SciTech to participate in a First Friday event
- We partnered with Chicago Premium Outlets to bring the PNC Bank Mobile Learning Adventure
- We partnered with Northern Illinois Food Bank to attend several summer Meals on the Move days in local parks

### Program Challenges:

We continue to seek way to broaden our outreach to engage our most at-risk families.

Submitted by: Trish Rooney Date: August 14, 2019

Signature: 

Submit completed report to John Russell, Community Services Division, at: [jrussell@aurora-il.org](mailto:jrussell@aurora-il.org)

## City of Aurora QOL Grant Quarterly Report - 2019

<b>1. Quarter Start Date: 4-1-2019</b>	<b>2. Quarter End Date: 6-30-2019</b>	<b>3. Quarter Number: 2</b>
<b>4. Organization Name: Hope Takes Action - Aurora</b>		
<b>5. Address: 615 Talma St., Aurora, IL 60505</b>		
<b>6. Contact Name: Dalila Alegria</b>	<b>7. Phone #: 630-747-4646</b>	
<b>8. Email: kadalila@aol.com</b>		
<b>9. Program Name: Getting Ahead in a Just-Gettin'By-World Workshop</b>		

### Program Performance Measures (Outputs)

Clients Served	Qtr 1	Qtr 2	Qtr 3	Qtr 4	2019 Total	2018 Total
<b>By Sex</b>						
Female	18	7				28
Male	5	0				10
<b>Total</b>						38
<b>By Geography</b>						
<b>By Zip Code</b>						
60504	1	0				5
60505	17	6				23
60506	3	0				6
60542	1	0				1
60554	1	1				3
<b>School District</b>						
West Aurora 129	3	0				7
East Aurora 131	19	6				28
Kaneland	1	1				3
County - Kane	23	7				38
<b>By Race/Ethnicity</b>						
African American	2	1				8
Asian	0	0				0
Caucasian	0	0				0
Hispanic	21	6				27
Native Am./Af.Am	0	0				3
<b>Total</b>	23	7				38

## City of Aurora QOL Grant Quarterly Report - 2019

By Age					
0-12	11	0			21
13-19	0	0			1
20-30	3	1			3
31-40	1	2			4
41-50	7	4			8
51-61	0	0			0
62 & up	1	0			1
<b>Total</b>	<b>23</b>	<b>7</b>			<b>38</b>

### Program Performance Measures (Outcomes)

**Performance Measure Description 1:** Over the course of the eighteen workshop, each participant develops a personal plan based on goals to become more stable and eventually transition out of poverty. Using strategies from *Bridges out of Poverty*, the participants in the “Getting Ahead” workshop investigate how poverty impacts their lives. They learn about eleven resources everyone needs to live a full life--not only money, but resources like role models, communication skills, education and emotional resources. The participants examine how these resources, or lack thereof--both personal and within the community--affect their lives and their ability to succeed. By examining the resources they have versus the resources they need, they are able to develop a personal plan.

	Qtr 1	Qtr 2	Qtr 3	Qtr 4	2019 Total	2018 Total
Performance Measure 1	9	0				16

**Performance Measure Description 2:** Provide ongoing mentor support or group support for graduates of the prior year’s program.

	Qtr 1	Qtr 2	Qtr 3	Qtr 4	2019 Total	2018 Total
Performance Measure 2	12	7				12

Repeat if there are more performance measures.

## City of Aurora QOL Grant Quarterly Report - 2019

### Program Successes:


The 2019 workshop is scheduled to commence in the third quarter.

In the second quarter, seven of the twelve graduates received continued support through either a group setting or one-on-one mentoring. Both of the facilitators from the Spanish workshop have been involved in the group meetings. One of the mentors reports that her mentee has a good sense of available resources, is a dedicated mother who is expecting a fourth child in August and will be able to move a larger apartment in the fall. Another mentee has been focusing on career training and improved health through exercise. She is very pleased with the exercise results, and she plans on following through with state licensing for tax preparation.

### Program Challenges:

Five of the graduates either declined a mentor or did not maintain contact with their mentor. In one case the mentor reports she met with her mentee only once, that her mentee's family situations and work schedule have put a hold on further meetings. The mentor does periodically reach out to her mentee by text. In a couple of other situations the mentees stopped responding to the mentors' attempts to make contact. We also have a mentor who dropped out of the program.

We need to do a better job of matching mentors with mentees. In September the Society of St. Vincent de Paul is offering a conference call on mentoring for "Getting Ahead" practitioners. We will take advantage of that opportunity to learn more about managing the mentoring process.

Submitted by: Marilyn Jacobsen Date: 7/17/2019  
Signature: 

Submit completed report to John Russell, Community Services Division, at: [jrussell@aurora-il.org](mailto:jrussell@aurora-il.org)

## City of Aurora QOL Grant Quarterly Report - 2019

1. Quarter Start Date: 4/16/19	2. Quarter End Date: 7/15/19	3. Quarter Number: 2
4. Organization Name: IMSA Fund for Advancement of Education		
5. Address: 1500 Sullivan Road, Aurora, IL 60506		
6. Contact Name: Cynthia Hamilton		7. Phone #: (630) 907-5051
8. Email: chamilton@imsa.edu		
9. Program Name: IMSA's Community Reading Night		

### Program Performance Measures (Outputs)

Clients Served	Qtr 1	Qtr 2	Qtr 3	Qtr 4	2019 Total	2018 Total
<b>By Sex</b>						
Female	Students – 40% Parents- 60%	Students 40% Parents 60%				
Male	Students- 60% Parents 40%	Students 60% Parents 40%				
<b>Total</b>	100%					
<b>By Geography</b>						
By Zip Code	60506, 60505	60506, 60505				
School District	129 & 131	129 & 131				
County	Kane	Kane				
<b>By Race/Ethnicity</b>						
African American	20%	20%				
Asian	3%	3%				
Caucasian	12%	12%				
Hispanic	55%	55%				
Other	10%	10%				
<b>Total</b>	100%	100%				
<b>By Age</b>						
0-12	150- students	150 students				
13-19	0					
20-30	60-parents	60 parents				
31-40	20-parents	20 parents				

## City of Aurora QOL Grant Quarterly Report - 2019

41-50	15-parents	15 parents				
51-61	15-parents	15 parents				
62 & up	10-parents	10 parents				
<b>Total</b>	<b>270</b>	<b>270</b>				

### Program Performance Measures (Outcomes)

**Performance Measure Description 1:** Describe measure here.....

	Qtr 1	Qtr 2	Qtr 3	Qtr 4	2019 Total	2018 Total
Performance Measure 1	The Information Resource Center (IRC) staff will be ordering youth/children STEM (Science, Technology, Engineering and Mathematics) books. The books will be used in house for the 2019 Community Family Reading Night and as well as future reading night events.	The Information Resource Center (IRC) staff will be purchasing the T-shirts for the IMSA Student Ambassadors as well as STEM books that will be giveaways to the elementary school students who will participate in the event.				

**Performance Measure Description 2:** Describe measure here.....

	Qtr 1	Qtr 2	Qtr 3	Qtr 4	2019 Total	2018 Total

## City of Aurora QOL Grant Quarterly Report - 2019

Performance Measure 2						

Repeat if there are more performance measures.

**Program Successes:** Preparation for the event is underway and will continue as the school year begins on August 19, 2019.

**Program Challenges:** The IRC supervisor and staff will continue to work with school district 131 to bring awareness of the event and to have more families participate.

Submitted by: Cynthia Hamilton Date: 7-15-19

Signature: \_\_\_\_\_

Submit completed report to John Russell, Community Services Division, at: [jrussell@aurora-il.org](mailto:jrussell@aurora-il.org)



## City of Aurora QOL Grant Quarterly Report - 2019

1. Quarter Start Date: 4/1/19	2. Quarter End Date: 6/30/19	3. Quarter Number: 2
4. Organization Name: Indian Prairie Educational Foundation		
5. Address: 780 Shoreline Drive, Aurora, IL 60502		
6. Contact Name: Lisa Schwarz-Barry		7. Phone #: 630-375-3017
8. Email: <a href="mailto:lisa_schwarzbarry@ipsd.org">lisa_schwarzbarry@ipsd.org</a>		
9. Program Name: Kid Essentials Fund		

### Program Performance Measures (Outputs)

Clients Served	Qtr 1	Qtr 2	Qtr 3	Qtr 4	2019 Total	2018 Total
<b>By Sex</b>						
Female	261	50			311	345
Male	260	53			313	395
<b>Total</b>	521	103			624	741
<b>By Geography</b>						
By Zip Code						1
School District	521	103			624	
County						740
<b>By Race/Ethnicity</b>						
African American	81	21			102	191
Asian	22				22	101
Caucasian	134	7			141	202
Hispanic	248				248	213
Other	36	75			111	34
<b>Total</b>	521	103			624	741
<b>By Age</b>						
0-12	521	98			619	618
13-19		3			3	123
20-30		2			2	
31-40						
41-50						
51-61						
62 & up						
<b>Total</b>	521	103			624	741

## City of Aurora QOL Grant Quarterly Report - 2019

### Program Performance Measures (Outcomes)

**Performance Measure Description 1:** The Kid Essentials Fund is available to support the basic needs of students in District 204. Our outcomes are measured by ensuring students have their basic needs met allowing them to focus in the classroom.

	Qtr 1	Qtr 2	Qtr 3	Qtr 4	2019 Total	2018 Total
Performance Measure 1	521	103				

**Performance Measure Description 2:** Describe measure here.....

	Qtr 1	Qtr 2	Qtr 3	Qtr 4	2019 Total	2018 Total
Performance Measure 2						

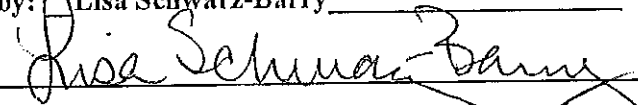
Repeat if there are more performance measures.

**Program Successes:** As these funds support students basic needs to help ensure success in the classroom, we used some of the funds to purchase food and clothing for students in need. The students supported by this fund during Quarter 2 had little or no food at home at the time the assistance was provided. The students who received support for clothing were homeless and did not have proper clothing for school.

We were also able to provide transportation assistance for families who had medical procedures or appointments and were not able to afford gas or transportation services to go to their appointments.

**Program Challenges:** As we build this fund and this program, we are able to support more students. However, the needs in our district continue to far exceed the funds available for support. We are grateful for the assistance from the City of Aurora Quality of Life Grant which has provided meaningful support for our families in need.

Submitted by: Lisa Schwarz-Barry Date: July 15, 2019

Signature: 

Submit completed report to John Russell, Community Services Division, at: [jrussell@aurora-il.org](mailto:jrussell@aurora-il.org)

## City of Aurora QOL Grant Quarterly Report - 2019

1. Quarter Start Date: April 1, 2019 2. Quarter End Date: June 30, 2019 3. Quarter Number: 2	
4. Organization Name: Leaders In Transformational Education (LITE)	
5. Address: 31 W. Downer Place, suite 101. Aurora, IL. 60506	
6. Contact Name: Candace Thier	7. Phone #: 708-227-0508
8. Email: <a href="mailto:candacet@liteleaders.org">candacet@liteleaders.org</a>	
9. Program Name: LIFE Plan	

### Program Performance Measures (Outputs)

Clients Served	Qtr 1	Qtr 2	Qtr 3	Qtr 4	2019 Total	2018 Total
<b>By Sex</b>						
Female	3	5				
Male	6	6				
<b>Total</b>	9	11				
<b>By Geography</b>						
By Zip Code	60504,60505,60506	60504,60505,60506				
School District	D 131, D 129	D 131, D 129				
County	Kane	Kane				
<b>By Race/Ethnicity</b>						
African American	0	1				
Asian	0	0				
Caucasian	1	1				
Hispanic	8	9				
Other	0	0				
<b>Total</b>	9	11				
<b>By Age</b>						
0-12						
13-19	7	8				
20-30	2	3				
31-40						
41-50						
51-61						
62 & up						
<b>Total</b>	9	11				

## City of Aurora QOL Grant Quarterly Report - 2019

### Program Performance Measures (Outcomes)

#### Performance Measure Description 1: Youth are prepared for employment

	Qtr 1	Qtr 2	Qtr 3	Qtr 4	2019 Total	2018 Total
Performance Measure 1	100% of youth have completed an initial assessment	11 youth assessment completed				
	2 youth have completed their career assessment	8 Individualize plans				
		4 Linked to services				
		Complete employability skills sessions				
		Increase employability skills				
		4 Support services				

#### Performance Measure Description 2: Youth have designed their LIFE Plan

	Qtr 1	Qtr 2	Qtr 3	Qtr 4	2019 Total	2018 Total
Performance Measure 2	5 of 9 youth have their initial LIFE Plans drafted	8 Plans developed				
	5 of 9 youth have taken steps in	2 youth have supporters active in plans				



## City of Aurora QOL Grant Quarterly Report - 2019

<b>1. Quarter Start Date: May 2019</b>			<b>2. Quarter End Date: July 2019</b>			<b>3. Quarter Number: 2</b>		
<b>4. Organization Name: Marie Wilkinson Child Development Center</b>								
<b>5. Address: 1144 E Galena Blvd/Po Box 1911 Aurora, IL 60507</b>								
<b>6. Contact Name: Sherri Penson</b>					<b>7. Phone #: (630)851-7772</b>			
<b>8. Email: sherripenson@sbcglobal.net</b>								
<b>9. Program Name: Marie Wilkinson Child Care &amp; Youth Before &amp; After School Care</b>								

### Program Performance Measures (Outputs)

Clients Served	Qtr 1	Qtr 2	Qtr 3	Qtr 4	2019 Total	2018 Total
<b>By Sex</b>						
Female	38	15				
Male	13	3				
<b>Total</b>	51	18				
<b>By Geography</b>						
By Zip Code	51	18				
School District (131)	51	18				
County	Kane	Kane				
<b>By Race/Ethnicity</b>						
African American	38	8				
Asian						
Caucasian	3					
Hispanic	10	10				
Other						
<b>Total</b>	51	18				
<b>By Age</b>						
0-12	51	18				
13-19						
20-30						
31-40						
41-50						
51-61						
62 & up						
<b>Total</b>	51	18				

## City of Aurora QOL Grant Quarterly Report - 2019

### Program Performance Measures (Outcomes)

**Performance Measure Description 1:** Describe measure here.....

	Qtr 1	Qtr 2	Qtr 3	Qtr 4	2019 Total	2018 Total
Performance Measure 1	Each student enrolled in the MWCDC have been given an individual educational plan in four areas development: Social/Emotional, Cognitive, Physical, & Language. We have set goals for each student and will began to monitor their progress during this program year. The success and readiness to move up to the next curriculum level with eventual graduation to the next higher curriculum level.	During the second Qtr all of our new students were given an individual education development screening and the other students that have already been screen have continue with their individual educational plan in the four area of development which includes: social/emotional, physical, cognitive and language. The teachers activities encourage the students to continue in their current curriculum lesson plans.				

**Performance Measure Description 2:** Describe measure here.....

	Qtr 1	Qtr 2	Qtr 3	Qtr 4	2019 Total	2018 Total
Performance	All students	To date the				

## City of Aurora QOL Grant Quarterly Report - 2019

Measure 2	Enrolled in the MWDCDC have all been screen and are currently being monitor for the completion of their curriculum grade levels	MWDCDC has screen all students enrolled in our program and they are being monitor by each Teacher and the Executive Director for the completion of their curriculum level.				

Repeat if there are more performance measures.

**Program Successes:**

QTR 1 – We have completed all of the screening for the students enrolled in the MWDCDC programs

QTR 2 – All additional students have been screen and we are continuing to monitor all students for completion of their curriculum levels.

**Program Challenges:**

QTR 1 – There are no program challenges for this quarter

QTR 2 – Two of our new students did not speak English very well (Spanish is their primary language) so we had to adjust the curriculum

Submitted by: Sherrri Renson Date: 7/15/2019

Signature: 

Submit completed report to John Russell, Community Services Division, at: [jrussell@aurora-il.org](mailto:jrussell@aurora-il.org)



## City of Aurora QOL Grant Quarterly Report - 2019

1. Quarter Start Date: 04/01/2019	2. Quarter End Date: 06/30/2019	3. Quarter Number: 2
4. Organization Name: Marie Wilkinson Food Pantry		
5. Address: 834 N. Highland Ave., Aurora, IL 60506		
6. Contact Name: Diane Renner		7. Phone #: 630.897.5431
8. Email: <a href="mailto:mwfp.director@gmail.com">mwfp.director@gmail.com</a>		
9. Program Name: Food 4 Students		

### Program Performance Measures (Outputs)

UNDUPLICATED Clients Served	Qtr 1	Qtr 2	Qtr 3	Qtr 4	2019 Total	2018 Total
	Family 331 Ind. 1454	Family 352 Ind. 1538				
<b>By Sex</b>						
Female	741	784				
Male	713	754				
<b>Total</b>	1,454	1,538				
<b>By Geography</b>						
By Zip Code	04 = 5 05 = 308 06 = 10 538 = 8	04 = 6 05 = 329 06 = 11 Other = 6				
School District	East - All	East - All				
County	Kane - All	Kane - All				
<b>By Race/Ethnicity</b>						
African American	18 %	17%				
Asian						
Caucasian	8 %	9%				
Hispanic	72 %	73%				
Other	2 %	1%				
<b>Total</b>	100 %	100 %				
<b>By Age</b>						
13-19 (0-18)	440	520				
20-30						
31-40 (19-62)	989	992				
41-50						
51-61						
62 & up	25	26				
<b>Total</b>	1,454	1,538				

## City of Aurora QOL Grant Quarterly Report - 2019

**Program Performance Measures (Outcomes)**

**Performance Measure Description 1:** Describe measure here.....

	Qtr 1	Qtr 2	Qtr 3	Qtr 4	2019 Total	2018 Total
Performance Measure 1						

**Performance Measure Description 2:** Describe measure here.....

	Qtr 1	Qtr 2	Qtr 3	Qtr 4	2019 Total	2018 Total
Performance Measure 2						

Repeat if there are more performance measures.

**Program Successes:**

Q1 = This was our first quarter for distributing food to other schools in EASD other than the high school. We provided bags of food to be shared with families in crisis need of food.

Q2 = Student program ended the 3<sup>rd</sup> week of May

**Program Challenges:**

Q1 = Since this was our first quarter supplying food with EASD other than the high school – our process of capturing family dynamics was a challenge. We hope to work on a better system to be able to have better tracking of family members. Most of the information provided above is for unduplicated students utilizing the EAHS food distribution program. The total individuals served in the first quarter was close to double the numbers provided above. 640 Families / 2736 individuals

Q2 = The number above reflect the Food For Student program numbers only, basically, East Aurora School District.

Submitted by: Diane Renner Date: 7-12-19

Signature: Diane Renner

Submit completed report to John Russell, Community Services Division, at: [jrussell@aurora-il.org](mailto:jrussell@aurora-il.org)

## City of Aurora QOL Grant Quarterly Report - 2019

<b>1. Quarter Start Date: 4/1/2019</b>			<b>2. Quarter End Date: 6/30/2019</b>			<b>3. Quarter Number: 2</b>		
<b>4. Organization Name: Mikva Challenge</b>								
<b>5. Address: 200 S Michigan Ave, Suite 1000, Chicago IL 60604</b>								
<b>6. Contact Name: Jamie Dillon</b>					<b>7. Phone #: 312-863-6345</b>			
<b>8. Email: jamie@mikvachallenge.org</b>								
<b>9. Program Name: Aurora Project Soapbox</b>								

### Program Performance Measures (Outputs)

Clients Served	Qtr 1	Qtr 2	Qtr 3	Qtr 4	2019 Total	2018 Total
<b>By Sex</b>						
Female	1125	0			1125	2165
Male	1125	0			1125	2165
<b>Total</b>	<b>2250</b>	<b>0</b>			<b>2250</b>	<b>4330</b>
<b>By Geography</b>						
<b>By Zip Code</b>						
School District	Indian Prairie D204, East Aurora D131, West Aurora D129, Oswego D308	""			Indian Prairie D204, East Aurora D131, West Aurora D129, Oswego D308	
County	Will, Kane and DuPage Counties	""			Will, Kane and DuPage Counties	
<b>By Race/Ethnicity</b>						
African American						
Asian						
Caucasian						



### City of Aurora QOL Grant Quarterly Report - 2019

Hispanic						
Other	2250	0			2250	4330
<b>Total</b>	<b>2250</b>	<b>0</b>			<b>2250</b>	<b>4330</b>
<b>By Age</b>						
0-12						
13-19	2250	0			2250	4330
20-30						
31-40						
41-50						
51-61						
62 & up						
<b>Total</b>	<b>2250</b>	<b>0</b>			<b>2250</b>	<b>4330</b>

#### Program Performance Measures (Outcomes)

**Performance Measure Description 1:** Provide youth with knowledge and skills to be effective citizens. Participants will develop 21st Century Skills including collaboration, public speaking, critical thinking, and advocacy skills.

	Qtr 1	Qtr 2	Qtr 3	Qtr 4	2019 Total	2018 Total
90% (100) of teachers believe participating in Project Soapbox improved their students' public speaking skills	Yes. Of 15 surveyed teachers, 100% believe Project Soapbox improved their students' public speaking skills. 73% strongly agreed and 27% agreed.	Same as Q1			TBD	Of 12 surveyed teachers, 100% believe Project Soapbox improved their students' public speaking skills. 66% strongly agreed and 33% agreed.
90% (100%) of students	Of 15 surveyed	Same as Q1			TBD	Of 12 surveyed



**City of Aurora QOL Grant Quarterly Report - 2019**

feel like they are better public speakers	teachers, 100% believe Project Soapbox improved their students' public speaking confidence. 80% strongly agreed and 20% agreed.					teachers, 100% believe Project Soapbox improved their students' public speaking confidence. 83% strongly agreed and 17% agreed.
90% (100%) report feeling less nervous to speak in front of a group	As above, of 13 surveyed teachers, 100% believe Project Soapbox improved their students' public speaking confidence. 80% strongly agreed and 20% agreed.	Same as Q1			TBD	As above, of 12 surveyed teachers, 100% believe Project Soapbox improved their students' public speaking confidence. 83% strongly agreed and 17% agreed.

**Performance Measure Description 2:** Provide youth with authentic and transformative democratic experiences.

	<b>Qtr 1</b>	<b>Qtr 2</b>	<b>Qtr 3</b>	<b>Qtr 4</b>	<b>2019 Total</b>	<b>2018 Total</b>



### City of Aurora QOL Grant Quarterly Report - 2019

<p>90% (100%) report that their voice was heard by peers on an issue that was important to them.</p>	<p>Of 15 surveyed teachers, 100% believe Project Soapbox improved their students' perception that they were heard by their peers and community on an issue important to them. 93% strongly agreed and 7% agreed.</p>	<p>Same as Q1</p>			<p>TBD</p>	<p>New Indicator</p>
--	--	-------------------	--	--	------------	----------------------

**Performance Measure Description 3:** Young people will develop their sense of agency and future commitment to civic action. Youth are empowered to be actively engaged in civic life now and in the future.

	Qtr 1	Qtr 2	Qtr 3	Qtr 4	2019 Total	2018 Total
<p>90% (100%) of teachers believe participating in Project Soapbox improved their students' confidence.</p>	<p>Of 15 surveyed teachers, 100% believe Project Soapbox improved their students' public speaking confidence.</p>	<p>Same as Q1</p>			<p>TBD</p>	<p>Of 12 surveyed teachers, 100% believe Project Soapbox improved their students' public speaking confidence.</p>



**City of Aurora QOL Grant Quarterly Report - 2019**

	80% strongly agreed and 20% agreed.					83% strongly agreed and 17% agreed.
90% (96%) report that they will speak up about issues they care about	Of surveyed participating students, 92% reported they will speak up on issues they cared about. 68% strongly agreed, 20% agreed, and 12% were neutral.	Same as Q1			TBD	Of surveyed participating students, 85% reported they will speak up on issues they cared about. 65% strongly agreed, 20% agreed, and 15% were neutral.
90% (98%) report that they will work to make a difference on issues they care about	Of surveyed participating students, 100% reported they will work to make a difference on issues they cared about. 80% strongly agreed and 20% agreed.	Same as Q1			TBD	Of surveyed participating students, 100% reported they will work to make a difference on issues they cared about. 82% strongly agreed and 18% agreed.

**Performance Measure Description 4:** Teachers are prepared to provide engaging action civics instruction in their classrooms.

Democracy  
Is a verb.



City of Aurora QOL Grant Quarterly Report - 2019

	Qtr 1	Qtr 2	Qtr 3	Qtr 4	2019 Total	2018 Total
90% (85%) of teachers report Mikva provided them with the training, resources, support, and motivation to provide engaging action civics instruction in their classroom	Of 15 surveyed teachers, 86% believe Mikva provided adequate support. 67% strongly agreed, 20% agreed, and 13% were neutral.	Same as Q1			TBD	Of 12 surveyed teachers, 83% believe Mikva provided adequate support. 66% strongly agreed, 17% agreed, and 17% were neutral.
90% (100%) of teachers would recommend the Mikva program to a colleague and would participate again	Of 15 surveyed teachers, 100% would recommend the Mikva program. 86% strongly agreed and 14% agreed.	Same as Q1			TBD	Of 12 surveyed teachers, 100% would recommend the Mikva program. 91% strongly agreed and 9% agreed.
90% (100%) of teachers reported that it was easy to	Of 15 surveyed teachers, 100%	Same as Q1			TBD	Of 13 surveyed teachers, 100%



## City of Aurora QOL Grant Quarterly Report - 2019

merge the Project Soapbox curricula with their existing lesson plans	believe Project Soapbox was easy to integrate into classroom activities. 73% strongly agreed and 26% agreed.					believe Project Soapbox was easy to integrate into classroom activities. 75% strongly agreed and 25% agreed.
--	--	--	--	--	--	--

**Program Successes:**

Mikva Challenge’s Aurora Project Soapbox, was active in six schools that teach Aurora students including Indian Prairie D204, East Aurora D131, West Aurora D129 and Oswego D308 during the school year. B

Because the civics curriculum is taught both in the Fall and the Spring Semester, Mikva Challenge hosts two Project Soapboxes in Aurora to make sure that all students can participate in our transformative and interactive curriculum. During the Spring Semester, Mikva Challenge worked with over 28 teachers in these schools to support them to develop meaningful lesson plans that incorporate action civics. The goal of the program is to develop youth voice and critical thinking around community engagement, and help young people find issues that they care about and speak confidently on them.

Our Project Soapbox activities are tied to the school calendar and the Aurora Citywide Project Soapbox event, held in March 2019, concluded the 2018-19 school year. We counted our Spring Participants in the Aurora Project Soapbox program in our first Q1 submitted report.

New students will begin the program and will be supported by the grant when the school year commences in September 2019 for the 2019-20 school year. We look forward to welcoming a new class with our engaging, interactive and community-based curriculum to honor and elevate youth-voice in Aurora.

**Program Challenges:**

N/A

**Budget Expenditures:**

N/A



**City of Aurora QOL Grant Quarterly Report - 2019**

Submitted by: JAMIE DILLON Date: 7/15/19

Signature: Jamie Dillon

Submit completed report to John Russell, Community Services Division, at: [jrussell@aurora-il.org](mailto:jrussell@aurora-il.org)

## City of Aurora QOL Grant Quarterly Report - 2019

<b>1. Quarter Start Date: 04/01/2019    2. Quarter End Date: 06/30/2019    3. Quarter Number: 2</b>		
<b>4. Organization Name: North Central College</b>		
<b>5. Address: 30 N. Brainard St. Naperville, IL, 60540</b>		
<b>6. Contact Name: Michelle Galasso</b>		<b>7. Phone #: (630) 637-5207</b>
<b>8. Email: megalasso@noctrl.edu</b>		
<b>9. Program Name: Junior Senior Scholars</b>		

### Program Performance Measures (Outputs)

Clients Served	Qtr 1	Qtr 2	Qtr 3	Qtr 4	2019 Total	2018 Total
<b>By Sex</b>						
Female	258					
Male	387					
<b>Total</b>	645	154				
<b>By Geography</b>						
<b>By Zip Code</b>						
School District	131-643, 129-2	131-143 129 Parochial- 3				
County	Kane	Kane				
<b>By Race/Ethnicity</b>						
African American	9	0				
Asian	3	0				
Caucasian	11	2				
Hispanic	616	154				
Other	6					
<b>Total</b>	645	154				
<b>By Age</b>						
0-12	598	114				
13-19	47	40				
20-30						
31-40						
41-50						
51-61						
62 & up						
<b>Total</b>	645	154				

## City of Aurora QOL Grant Quarterly Report - 2019

### Program Performance Measures (Outcomes)

**Performance Measure Description 1:** Percentage of Aurora scholars who are on track to complete current grade successfully (they attend class regularly, complete homework, and are earning grades and course credits consistent with promotion).

	Qtr 1	Qtr 2	Qtr 3	Qtr 4	2019 Total	2018 Total
Performance Measure 1	100%	100%				

**Performance Measure Description 2:** Average SAT score of Aurora scholars.

	Qtr 1	Qtr 2	Qtr 3	Qtr 4	2019 Total	2018 Total
Performance Measure 2	N/A*	1100				

**Performance Measure Description 3:** Percentage of graduating Aurora scholars who applied to college(s) during the 2018-19 academic year.

	Qtr 1	Qtr 2	Qtr 3	Qtr 4	2019 Total	2018 Total
Performance Measure 3	100%	100%				

**Performance Measure Description 4:** Percentage of graduating Aurora scholars who have successfully been admitted to college(s) during the 2018-19 academic year.

	Qtr 1	Qtr 2	Qtr 3	Qtr 4	2019 Total	2018 Total
Performance Measure 4	100%	100%				

## City of Aurora QOL Grant Quarterly Report - 2019

**Performance Measure Description 5:** Average number of colleges graduating Aurora scholars have been accepted to during the 2018-19 academic year.

	Qtr 1	Qtr 2	Qtr 3	Qtr 4	2019 Total	2018 Total
Performance Measure 5	Each has been accepted to an average of 5 colleges and universities.	N/A Reported at the end of Quarter 1				

**Performance Measure Description 6:** Percentage of Aurora scholars who have graduated high school.

	Qtr 1	Qtr 2	Qtr 3	Qtr 4	2019 Total	2018 Total
Performance Measure 6	N/A*	100%				

**Program Successes:** The average SAT score for our Scholars is 1100. Our seniors this year have been accepted at every university/ college to which they've applied. One hundred percent graduated and are headed to college in the fall. One of our seniors has been accepted to the Aerospace Engineering program at University of Illinois with a full-ride, scoring 1360 on the SAT. Other colleges and universities our students have made final decisions on include: University of Illinois Chicago, Spellman, Loyola and Aurora University.

In June, the Junior/ Senior Scholars began summer camp. First, they attended a Drop-In Learning Center where the NCC teachers got to know the Aurora Junior/Senior Scholars and their families got to know the NCC teachers and the summer program. This week-long program component ended with "Donuts and Dialogue," a family celebration of the week's introduction to our summer theme, *Engineering for Success, Coding for the Future*, as well as a sharing of the week's learning and orientation to the summer camp activities to be held at North Central College. More than 300 people joined in the celebration that was held at Oak Park Elementary School and included children and their families from rising first graders to rising seniors in high school.

**Program Challenges:** The second quarter had two challenges. Our largest challenge is building trust among parents to allow their rising first graders to go to summer camp and our second challenge is coordinating our camp schedule with the district's summer band camp so that Scholars can attend both camps.

Submitted by: Michelle Galasso Date: July 11, 2019

Signature: 

Submit completed report to John Russell, Community Services Division, at: [jrussell@aurora-il.org](mailto:jrussell@aurora-il.org)

## BUDGET TEMPLATE

*Proposal Title: North Central College Quarterly Financial Report for Junior Senior Scholars*

*Granting Agency/Program: City of Aurora/ Quality of Life Grant*

*PI: Dr. Jan Fitzsimmons*

*Project Period: January 1 - June 30, 2019*

	<b>NCC and Other Funders</b>		<b>City of Aurora</b>	
<b>A. Personnel</b>				
Salary and wages	\$	52,361		
Benefits	\$	12,240		
Subtotal	\$	30,264	\$	-
<b>B. Local Transportation and Busing</b>				
	\$	970	\$	2,513
Subtotal	\$	970	\$	2,513
<b>C. Office and Educational Supplies</b>				
	\$	878	\$	-
Subtotal	\$	878	\$	-
<b>D. Other Costs</b>				
Postal Services	\$	11		
Hospitality	\$	15,977		
Printing	\$	720		
Professional Services	\$	1,184		
Registration Fees	\$	325		
Subtotal	\$	18,217	\$	-
<b>TOTAL</b>	\$	<b>50,329</b>	\$	<b>2,513</b>

## City of Aurora QOL Grant Quarterly Report - 2019

1. Quarter Start Date: 4/1/19	2. Quarter End Date: 6/30/19	3. Quarter Number: 2
4. Organization Name: Northern Illinois Food Bank		
5. Address: 273 Dearborn Court, Geneva IL 60134		
6. Contact Name: Hester Bury	7. Phone #: 630-443-6910 ext.124	
8. Email: hbury@northernilfoodbank.org		
9. Program Name: Backpack Program/Senior Mobiles		

### Program Performance Measures (Outputs)

Clients Served	Qtr 1	Qtr 2	Qtr 3	Qtr 4	2019 Total	2018 Total
<b>By Sex</b>						
Female	55	126				
Male	55	125				
<b>Total</b>	110	251				
<b>By Geography</b>						
By Zip Code –						
60538	7	10				
60505	92	86				
60506	11	152				
60542		3				
School District -						
131	92	96				
School District –						
129	18	35				
County – Kane	110	251				
<b>By Race/Ethnicity</b>						
African American	19	42				
Asian	0	0				
Caucasian	44	100				
Hispanic	36	84				
Other	11	25				
<b>Total</b>	110	251				
<b>By Age</b>						
0-12	110	131				
13-19						
20-30						
31-40						

## City of Aurora QOL Grant Quarterly Report - 2019

41-50						
51-61						
62 & up		120				
<b>Total</b>	110	251				

### Program Performance Measures (Outcomes)

**Performance Measure Description 1:** Describe measure here: Number of backpacks distributed

	Qtr 1	Qtr 2	Qtr 3	Qtr 4	2019 Total	2018 Total
Performance Measure 1	1115	825				

**Performance Measure Description 2:** Describe measure here: Number of children served weekly

	Qtr 1	Qtr 2	Qtr 3	Qtr 4	2019 Total	2018 Total
Performance Measure 2	110	131				

**Performance Measure Description 3:** Describe measure here: Number of seniors served through Mobile Pantry in collaborations with Aurora Interfaith Food Pantry

	Qtr 1	Qtr 2	Qtr 3	Qtr 4	2019 Total	2018 Total
Performance Measure 3		120				

Repeat if there are more performance measures.



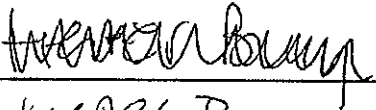
## City of Aurora QOL Grant Quarterly Report - 2019


**Program Successes:** We have been able to add more schools in D129 to the Backpack Program: Freeman, Greenman, Hill, McCleery and Schneider Elementary Schools.

For the Senior Mobile on May 24<sup>th</sup> we served 120 seniors with nutritious food. This Mobile Pantry is managed by Aurora Interfaith Food Pantry and visits Constitution House and LSSI at Downer Place.

**Program Challenges:** Our only challenge is maintaining relationships with school coordinators. Gates School had participated last year but are not participating this year.

HESTER BURY

Submitted by:  Date: 7/5/19

Signature: 

Submit completed report to John Russell, Community Services Division, at: [jrussell@aurora-il.org](mailto:jrussell@aurora-il.org)

## City of Aurora QOL Grant Quarterly Report - 2019

1. Quarter Start Date: 04/01/2019	2. Quarter End Date: 6/31/2019	3.
Quarter Number: 2nd		
4. Organization Name: RITAS Ministry		
5. Address: 568 W Galena Blvd		
6. Contact Name: Linda Martin		7. Phone #: 630-966-0252
8. Email: ritas1971@aol.com		
9. Program Name: employment program for ex-offenders		

### Program Performance Measures (Outputs)

Clients Served	Qtr 1	Qtr 2	Qtr 3	Qtr 4	2019 Total	2018 Total
<b>By Sex</b>						
Female	3	4				
Male	17	20				
<b>Total</b>		24				
<b>By Geography</b>						
By Zip Code	60505 and 60506	60506 & 60505				
School District	129 131	129 & 131				
County	Kane	Kane Dupage				
<b>By Race/Ethnicity</b>						
African American	8	12				
Asian						
Caucasian	8	8				
Hispanic	4	4				
Other						
<b>Total</b>		24				
<b>By Age</b>						
0-12						
13-19						
20-30	5	9				
31-40	7	10				
41-50	6	3				
51-61	2	2				
62 & up						
<b>Total</b>	20	24				

## City of Aurora QOL Grant Quarterly Report - 2019

**Program Performance Measures (Outcomes)**

**Performance Measure Description 1:** Describe measure here.....received financial literacy

	Qtr 1	Qtr 2	Qtr 3	Qtr 4	2019 Total	2018 Total
Performance Measure 1	4	8				

**Performance Measure Description 2:** Describe measure here ---full time work

	Qtr 1	Qtr 2	Qtr 3	Qtr 4	2019 Total	2018 Total
Performance Measure 2	5	10				

Repeat if there are more performance measures.

**Program Successes:** Charles was paroled in October, he was hired twice before and when the company learned of his background they terminated his position. He came to RITAS in April and within a few days he was working, He loves his job and is thankful for steady work.

**Program Challenges:** transportation for clients

Submitted by:     Linda Martin     Date:     6/5/2019    

Signature:     Linda Martin

## City of Aurora QOL Grant Quarterly Report - 2019

1. Quarter Start Date: April 1, 2019		2. Quarter End Date: June 30, 2019		3. Quarter Number: Q2	
4. Organization Name: Sanjeevani 4U					
5. Address: 2104 Birchwood lane, Buffalo Grove, IL 60089					
6. Contact Name: Promila Kumar			7. Phone #: 224-424-0050		
8. Email: info@sanjeevani4u.com					
9. Program Name: Care-n-Share					

### Program Performance Measures (Outputs)

Clients Served	Qtr 1	Qtr 2	Qtr 3	Qtr 4	2019 Total	2018 Total
<b>By Sex</b>						
Female	80%	60%				
Male	20%	40%				
<b>Total</b>	100	100				
<b>By Geography</b>						
By Zip Code						
School District						
County	Dupage, Kane	Dupage, Kane, Kendall, Will, Lake				
<b>By Race/Ethnicity</b>						
African American						
Asian	90%	80%				
Caucasian	10%	20%				
Hispanic						
Other						
<b>Total</b>	100	100				
<b>By Age</b>						
0-12						
13-19	10%					
20-30		10%				
31-40	40%					
41-50	40%	50%				
51-61		20%				
62 & up	10%	20%				

## City of Aurora QOL Grant Quarterly Report - 2019

<b>Total</b>	100	100				
--------------	-----	-----	--	--	--	--

### Program Performance Measures (Outcomes)

#### Performance Measure Description 1: Number of people serviced

	Qtr 1	Qtr 2	Qtr 3	Qtr 4	2019 Total	2018 Total
Performance Measure 1	17	25				

#### Performance Measure Description 2: Ability to manage stress/mental health concerns independently (post reach to Sanjeevani)

	Qtr 1	Qtr 2	Qtr 3	Qtr 4	2019 Total	2018 Total
Performance Measure 2	6	10				

#### Performance Measure Description 3: Acknowledge symptoms (mental wellness and relationship issues) and proactively continued reach for support

	Qtr 1	Qtr 2	Qtr 3	Qtr 4	2019 Total	2018 Total
Performance Measure 2	8	15				

#### Performance Measure Description 4: Successful in breaking the barrier of mental health and/or domestic abuse and seeking for help

	Qtr 1	Qtr 2	Qtr 3	Qtr 4	2019 Total	2018 Total
Performance Measure 2	9	10				

## City of Aurora QOL Grant Quarterly Report - 2019

Repeat if there are more performance measures.

### Program Successes:

The community reaching was primarily for emotional support and depression issues resulting from divorce, LGBT and domestic abuse. The coming out as same sex preferences is being gradually accepted and lots of awareness and information was shared for the same. Due to a few unfortunate untimely losses of youth due to depression, two online sessions were also conducted to bring youth mental health awareness to the parents and guardians. Based on community reactions, now additional two online sessions are being set up to bring youth mental health awareness with parents and caregivers.

- One of the family is now in 'accepting' of their child following a same sex partner. This has greatly reduced depression for the guardians and the child.
- One of the person for abuse has been helped and she has indicated – "it has brought me motivation and strength to stand on my feet and take care of my children'. This person continues to seek assistance.
- A person who recently lost her child to suicide found comfort in sharing her feelings and the stress post loss, she continues to share her emotional grief

### Program Challenges:

Family acceptance to reach for a mental health professional in a timely manner is still a challenge. There is progress being made as few have started to now come openly and say that they need help. There have been instances that a public place as coffee shop is used so that neighbors or people they may know are not in the vicinity for them to be seeking any kind of help. Sanjeevani has been flexible to serve community in whatever channel that may work for person(s).

Communication about the service has been a challenge hence advertisements is now placed within the Eola library newsletter.

Submitted by: Promila Kumar\_(for Sanjeevani 4 U)\_\_\_\_ Date: July 29, 2019\_\_\_\_\_

Signature: \_\_\_\_\_ P Kumar \_\_\_\_\_

Submit completed report to John Russell, Community Services Division, at: [jrussell@aurora-il.org](mailto:jrussell@aurora-il.org)

## City of Aurora QOL Grant Quarterly Report - 2019

<b>1. Quarter Start Date: 4-1-2019</b>			<b>2. Quarter End Date: 6-30-2019</b>			<b>3. Quarter Number: 2</b>		
<b>4. Organization Name: SciTech Hands On Museum</b>								
<b>5. Address: 18 W. Benton Aurora, IL 60506</b>								
<b>6. Contact Name: Arlene Hawks</b>					<b>7. Phone #: 630-859-3434</b>			
<b>8. Email: director@scitechmuseum.org</b>								
<b>9. Program Name: SciTech Operations and Educational Program</b>								

### Program Performance Measures (Outputs)

Clients Served	Qtr 1	Qtr 2	Qtr 3	Qtr 4	2019 Total	2018 Total
<b>By Sex</b>	N/A	N/A				
Female						
Male						
<b>Total</b>						
<b>By Geography</b>	See Attached	See Attached				
By Zip Code						
School District						
County						
<b>By Race/Ethnicity</b>	N/A	N/A				
African American						
Asian						
Caucasian						
Hispanic						
Other						
<b>Total</b>						
<b>By Age</b>						
0-12	7157	14202				
13-61	2796	3899				
20-30						
31-40						
41-50						
51-61						
62 & up	280	244				
<b>Total</b>	10233	18345				55234

## City of Aurora QOL Grant Quarterly Report - 2019

**Program Performance Measures (Outcomes)**

**Performance Measure Description 1:** Describe measure here.....

	Qtr 1	Qtr 2	Qtr 3	Qtr 4	2019 Total	2018 Total
Performance Measure 1	Increase in Attendance					

**Performance Measure Description 2:** Describe measure here.....

	Qtr 1	Qtr 2	Qtr 3	Qtr 4	2019 Total	2018 Total
Performance Measure 2	New Programing					

Repeat if there are more performance measures.

**Program Successes:**


Our numbers have increased from 2017 to 2018 and we hope to continue to increase attendance. First Fridays, which are free to the public had 1209 visitor attend, and Super SciTech Saturday, where children are free, had 292 attend Museum week we had 419 attend and Museum After Dark had 338 attend. Attendance report is attached. We also offer Blue Star (Military families) free admission and Museum4All at a discounted rate of \$3 admission. We also participate in other Downtown Aurora events.

New programs this quarter: The museum had 3 camp weeks in June with a total of 251 students attending. Many which were on scholarships. Our Science to Go program is where we go to their location and has reached over 3000 students this quarter.

**Program Challenges:**

Staffing for free events is an ongoing issue.

Submitted by:  Laura Fulton  Date:  7-9-2019

Signature:   Director of Finance

Submit completed report to John Russell, Community Services Division, at: [jrussell@aurora-il.org](mailto:jrussell@aurora-il.org)



## City of Aurora QOL Grant Quarterly & Annual Report – 2019

1. Quarter Start Date: 4-1-2019    2. Quarter End Date: 6-30-19    3. Quarter Number: 2nd	
4. Organization Name: <b>Simply Destinee</b>	
5. Address: <b>131 W. Illinois Ave, Aurora IL 60506</b>	
6. Contact Name: <b>Martin Luna</b>	7. Phone #: <b>331-643-6001</b>
8. Email: <b>simplydestinee1@gmail.com</b>	
9. Program Name: <b>Simply Destinee Youth Program</b>	

### Program Performance Measures (Outputs)

Clients Served	Qtr 1	Qtr 2	Qtr 3	Qtr 4	2019 Total	2018 Total
<b>By Sex</b>						
Female	62	41				
Male	8	9				
<b>Total</b>	70	50				
<b>By Zip Code</b>						
60505	36	26				
60506	24	19				
60538	4	2				
60543	4	2				
60554/ 60585	2	2				
School District: 131	40	26				
129	20	19				
308	6	4				
WCC	2	1				
County Kane	62	44				
Kendall	8	6				
Will						

## City of Aurora QOL Grant Quarterly & Annual Report – 2019

<b>By Race/Ethnicity</b>						
African American	2	3				
Asian						
Caucasian	2	2				
Hispanic	66	45				
Other						
<b>Total</b>	70					
<b>By Age</b>						
0-12	35	28				
13-19	35	22				
20-30						
31-40						
41-50						
51-61						
62 & up						
<b>Total</b>	70	50				
<b>Program Details</b>	<b>Quarter 1</b>		<b>Qtr 2</b>	<b>Qtr 3</b>	<b>Qtr 4</b>	<b>2019 Actual</b>
<b>Program Frequency:</b>	6 days week 6-8 pm		Same			
<b>Days and Times:</b>	Monday, Wednesday & Sunday – dance classes Tuesday & Thursday – Peer Group Wednesday – Art Club					
<b>Number of program staff:</b>	10 (only 1 compensated)		6			
<b>Number of volunteers:</b>	10 family volunteers		6			
<b>Number of volunteer hours</b>						

## City of Aurora QOL Grant Quarterly & Annual Report – 2019

### Program Performance Measures (Outcomes)

#### Performance Measure Description 1: Number of students with contracts continued and new

	Qtr 1	Qtr 2	Qtr 3	Qtr 4	2019 Total	2018 Total
# New contracts	4	6				
# Continued from previous qtr	66	44				

#### Performance Measure Description 2: Attendance at weekly practices /per quarter

	Qtr 1	Qtr 2	Qtr 3	Qtr 4	2019 Total	2018 Total
Ave # buds (7-12 yr olds)	35	28				
Ave # teens (13-19)	35	22				

#### Program Successes:

- 5 students graduated high school, **4 graduates are going on to college, 2 with full academic scholarships**
- Art Club growing weekly – with average **15 students** each week.
- Summer Snack program through Northern Illinois Food Bank for practice sessions Mon, Wed, & Sun.
- 6 birthday celebrations – each group, each month
- Weekly Peer Group – well received, exploring funding for center-based mental health services with Dunham Fund, and Northwestern Medicine Network grants
- 9 student Interns participating in D131 & Family Focus summer program
- Community Foundation Fox Valley \$5000 Capital Equipment Grant
- Special Event –
  - Annual Fundraiser 4-18-19 – **250 people participated in event**
  - Charity Golf Outing – 5-4-19 with **35 golfers, 10 sponsors**
  - Memorial Day Parade 5-27-19 with **30 students participated** (*families on vacations*)
  - Pride Parade – 6-9-19 **40 participated**

#### Program Challenges:

- Water Flooding problems at Studio

Submitted by: Martin Luna Date: July 18, 2019

Signature: 

Submit completed report to John Russell, Community Services Division, at: [jrussell@aurora-il.org](mailto:jrussell@aurora-il.org)

## City of Aurora QOL Grant Quarterly Report - 2019

<b>1. Quarter Start Date:</b> 4/1/2019		<b>2. Quarter End Date:</b> 6/30/2019		<b>3. Quarter Number:</b> 2	
<b>4. Organization Name:</b> World Relief DuPage/Aurora					
<b>5. Address:</b> 73 S. LaSalle St., Aurora, IL 60505					
<b>6. Contact Name:</b> Alison Bell			<b>7. Phone #:</b> 630-580-5093		
<b>8. Email:</b> abell@wr.org					
<b>9. Program Name:</b> Refugee & Immigrant Youth Enrichment Clubs					

### Program Performance Measures (Outputs)

Clients Served	Qtr 1	Qtr 2	Qtr 3	Qtr 4	2019 Total	2018 Total
<b>By Sex</b>						
Female	28	19				n/a
Male	44	26				n/a
<b>Total</b>	72	45				n/a
<b>By Geography</b>						
By Zip Code	60505 (3); 60506 (69)	60506 (45)				n/a
School District	SD131 (3); SD129 (69)	SD129 (45)				n/a
County	Kane (72)	Kane (45)				n/a
<b>By Race/Ethnicity</b>						
African American	15	14				n/a
Asian	34	23				n/a
Caucasian	0	0				n/a
Hispanic	0	0				n/a
Other	23	8				n/a
<b>Total</b>	72	45				n/a
<b>By Age</b>						
0-12	37	31				n/a
13-19	33	13				n/a
20-30	2	1				n/a
31-40	0	0				n/a
41-50	0	0				n/a
51-61	0	0				n/a
62 & up	0	0				n/a
<b>Total</b>	72	45				n/a

## City of Aurora QOL Grant Quarterly Report - 2019

### Program Performance Measures (Outcomes)

**Performance Measure Description 1: English language improvement:** World Relief administers English language tests to students participating in clubs at the beginning of each school year and again at the end of the year. These tests – which were created by the Jewish Federation of Metro Chicago (the organization which coordinates and oversees refugee resettlement agencies in the Chicagoland area, such as World Relief) – are designed for elementary and middle/high school aged students and measure their English language reading, writing, and speaking skills. Only a few students who have completed clubs early have been tested, so the metrics below include partial data only.

	Qtr 1	Qtr 2	Qtr 3	Qtr 4	2019 Total	2018 Total
English language improvement	32 tested, 25 improved (78%)	20 tested, 18 improved (90%)				n/a

**Performance Measure Description 2: Letter grade improvement:** World Relief’s School Services Coordinator request report cards from students that participate in after-school clubs at the end of each and tracks whether students have made letter grade improvements in one or more subject areas. As the current semester has not yet concluded, metrics this performance measure is not yet available.

	Qtr 1	Qtr 2	Qtr 3	Qtr 4	2019 Total	2018 Total
Letter grade improvement	N/A	32 improved in letter grades (71%)				n/a

### Program Successes:

Among the students graduating from West Aurora High School this quarter, were students who have been served through WRDA’s Club activities during their schooling. Eight of these students received a combined 11 Seals of Biliteracy and Commendations this year. Included in the Commendations are two students who were projected to age out of HS and not graduate, but will graduate with honors. One student has a Seal of Biliteracy in Hebrew and a Commendation in French. One student will become the first West Aurora HS student in district history to earn three seals – two Seals of Biliteracy in Swahili and Portuguese and a Seal of Commendation in French. One graduating senior received a full 2-year scholarship to Waubensee to begin her path towards a nursing degree. These successes demonstrate the impact that participation in Club activities can have on the academic success of refugee and immigrant students.

### Program Challenges:

During this reporting period, WRDA faced challenges in maintaining consistent volunteers for after-school Clubs. Despite volunteer interest in participating in Club activities, many volunteers find they are unavailable during regular Club times, as these occur during normal business hours, when volunteers are working. To address this challenge, WRDA has started a new partnership with a group of retired volunteers who are available to participate during the work day. WRDA will begin utilizing these volunteers during summer Clubs and evaluate the possibility of continuing the partnership into the new school year in August.

## City of Aurora QOL Grant Quarterly Report - 2019

Submitted by: Alison Bell Date: 7/15/2019

Signature:  \_\_\_\_\_

Submit completed report to John Russell, Community Services Division, at: [jrussell@aurora-il.org](mailto:jrussell@aurora-il.org)